



**SYSTÈMES DE SUPPORT
MODULAIRE**

**PORTAINSERI -
SISTEMI MODULARI**

2023/2024



EXPÉRIMENTEZ HORN
PROVA HORN

Expérimentez HORN

Les résultats exceptionnels sont toujours la combinaison d'un processus d'usinage optimal et d'un outil parfaitement adapté. Pour y parvenir, HORN combine technologie avancée, performance et fiabilité. De la pièce unitaire à la production en série, pour des applications standard ou spéciales : Nos outils vous offrent des solutions efficaces, économiques et de haute qualité. Pour vous aider dans le choix des paramètres de coupe, nos tableaux dans le catalogue respectif fournissent des valeurs empiriques démontrées. Profitez de l'expertise de nos conseillers internes et nos ingénieurs commerciaux.

La durabilité est un élément central de notre philosophie d'entreprise. C'est pourquoi nous avons toujours mis l'accent sur la qualité la protection de l'environnement, l'efficacité énergétique et la sécurité de nos produits et de notre production. En tant que partenaire performant et fiable en matière d'outils, nous veillons à ce que vous nous rejoigniez dans un avenir économique innovant et solide.



Lothar Horn
Directeur Général
Paul Horn GmbH



Markus Horn
Directeur Général
Paul Horn GmbH



Matthias Rommel
Directeur Général
Paul Horn GmbH

Provate HORN

I risultati eccezionali sono sempre una combinazione di un processo di taglio ottimale e di un utensile perfetto. Per raggiungere questo obiettivo, HORN combina tecnologia avanzata, prestazioni e affidabilità. Dal pezzo singolo alla produzione in serie, per applicazioni standard o speciali: I nostri utensili vi offrono soluzioni veloci, economiche e di alta qualità. Per assistervi nella scelta dei parametri di taglio, le nostre tabelle nel catalogo forniscono valori empirici comprovati. Approfittate dell'esperienza del nostro personale d'ufficio e dei nostri ingegneri di vendita.

La sostenibilità è una parte centrale della nostra filosofia aziendale. Per questo motivo ci siamo sempre concentrati sulla garanzia di qualità, sulla tutela dell'ambiente, sull'efficienza energetica e sulla sicurezza dei nostri prodotti e della nostra produzione. In qualità di partner efficiente e affidabile, ci assicuriamo che vi unirete a noi in un futuro economico innovativo e forte.



Lothar Horn
Direttore Generale
Paul Horn GmbH



Markus Horn
Direttore Generale
Paul Horn GmbH



Matthias Rommel
Direttore Generale
Paul Horn GmbH

- A** **Système modulaire 220**
Sistema modulare 220
- B** **Système modulaire 840**
Sistema modulare 840
- C** **Système modulaire 960**
Sistema modulare 960
- D** **Systèmes modulaires pour multibroche INDEX et Schütte**
Sistemi modulari per macchine multimandrino INDEX e Schütte
- E** **Cassettes systèmes 842 et 845 pour systèmes modulaires 960 / 968 / 969**
Cartuccia sistemi 842 e 845
per sistemi modulari 960 / 968 / 969
- F** **Informations techniques, Accessoires**
Dati tecnici, Accessori

INDEX

A

B

C

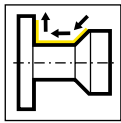
D

E

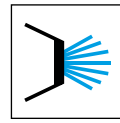
F

Vue d'ensemble de l'application

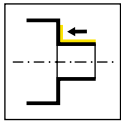
Vista d'insieme dell'applicazione



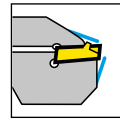
Copiage et chariotage extérieur
Tornitura in copiatura esterna



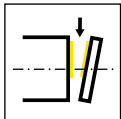
Arrosage inter
Refrigerante interno



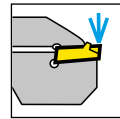
Chariotage extérieur
Tornitura in passata esterna



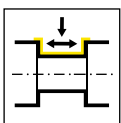
Lubrification ciblée
Lubrorefrigerazione mirata



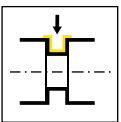
Tronçonnage
Troncatura



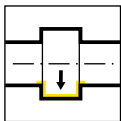
Arrosage central sur la
plaquette
Adduzione del lubrorefrigerante
attraverso l'inserto



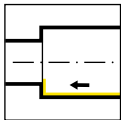
Gorge et Chariotage
Gole e Tornitura in passata



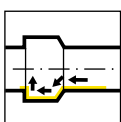
Gorge extérieur
Gole esterne



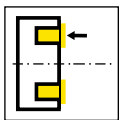
Gorge intérieur
Gole interne



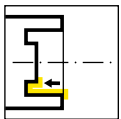
Alésage intérieur
Barenatura interna



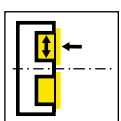
Alésage et copiage
Barenatura e profilatura



Gorge frontale
Gole assiali



Gorge axiale devant le centre
Gole assiali interne



Tournage de face axiale
Tornitura longitudinale assiale

- Toutes les dimensions sont en mm, sauf indication contraire.
Tutte le dimensioni sono espresse in mm, salvo diversa indicazione.
- D'autres dimensions et versions sont disponibles sur demande.
Altre dimensioni e versioni sono disponibili su richiesta..
- Vous trouverez le couple de serrage des vis dans le chapitre " Instructions techniques ".
Per le coppie di serraggio specifiche, consultare le "Istruzioni tecniche".
- Tous les porte-outils dont le support est endommagé peuvent être réparés par HORN.
Tutti i portautensili con sede danneggiata possono essere riparati da HORN.
- Délais de livraison / Tempo di consegna
 - ▲ en stock / a stock
 - △ 4 semaines / 4 settimane
- Utilisation pour les groupes de matériaux / Utilizzo per gruppi di materiali
 - Premier choix / raccomandato
 - Choix alternatif / alternativa
 - ne convient pas / non adatto

Le code d'interface de connexion HORN - à quoi sert-il ?

Le code de l'interface de connexion vous permet de toujours trouver les outils appropriés. Il est indiqué sur les porte-outils et les plaquettes. Si les codes correspondent, la plaquette peut être utilisée dans le porte-outil correspondant.

Cela s'applique également à notre système de porte-outils modulaire, où le code de connexion indique l'interface entre le porte-outils et la cassette.

Il nuovo codice di accoppiamento HORN: a cosa serve?

Il codice di connessione assicura di utilizzare sempre il giusto utensile per ogni portautensile ed è riportato sia sui portautensili che sugli inserti. Se i codici corrispondono, l'inserto può essere utilizzato nel portautensile corrispondente.

Questo vale anche per il nostro sistema di portautensili modulari, dove il codice di connessione indica l'interfaccia tra il portautensile e la cassetta.

Codes d'interface HORN et combinaisons possibles:

Codice di connessione HORN e possibili combinazioni:

- HIS** = Taille de logement de la plaquette / sede dell'inserto
HWS = Interface côté pièce / interfaccia dal lato del pezzo da lavorare
HMS = Interface côté machine / interfaccia dal lato della macchina

| | | |
|-----|---|-----|
| HIS | ↔ | HWS |
| HMS | ↔ | HWS |

Exemple de cassette


Esempio di cartuccia

| N° de commande Codice prodotto | D _{a min} | D _{a max} | t _{max} | b | b ₃ | f ₂ | f ₃ | w | l _K | HWS | HMS |
|-----------------------------------|--------------------|--------------------|------------------|------|----------------|----------------|---------------------|---|----------------|-----------------|--------|
| LAK220.6575.04.IK | 65 | 75 | 10 | 15,7 | 23 | 14,4 | f ₂ +w/2 | 4 | 36 | 229050 • 229051 | 220002 |

Exemple de base de support

Esempio di attacco base

| N° de commande Codice prodotto | f | d | l ₁ | h | l ₂ | b ₂ | l | D _{Bohr} | HWS |
|-----------------------------------|--------------------------------|----|----------------|----|----------------|----------------|-----|-------------------|--------|
| RB224.0032.K1.IK | b ₂ +f ₃ | 32 | 181 | 30 | 59 | 0,41 | 200 | 90 | 220002 |





Système/Sistema Page/Pag.

Base de support/Attacco base

Polygone/Poligone 14

TS 28

HSK 38

HSKT63/HSKT100 44

Cassette/Cartuccia

BK 54

Radial 64

Axial 76

Base de support avec interface 220

Attacco base con Interfaccia 220



Polygone
Poligone



TS



HSK
HSKT



Porte outils
Portainsero

Cassette avec interface 220


Cartuccia con interfaccia 220

Gorge radial
Gole radiale

Plaqueette
Inserto

Gorge axial
Gole assiale

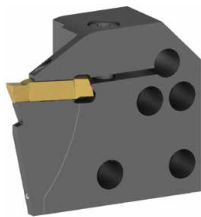
Plaqueette
Inserto




S100



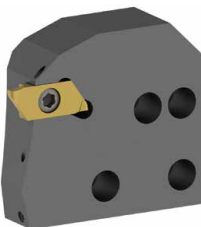
**S15A
S25A**



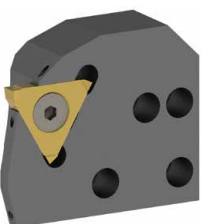
**S224
S229**



**S224
S229**



S274



S34T

Interface 220

Interfaccia 220



A

Base de support avec interface 220

Attacco base con Interfaccia 220



Polygone
Polygone



TS



HSK
HSKT





Porte outils
Portainsero

Cassette avec interface 220



Cartuccia con Interfaccia 220

Gorge radial
Gole radiale


Plaquette
Inserto



312



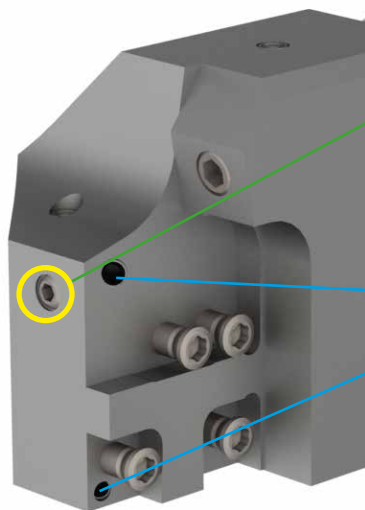
315
S315



64T

Base de support avec interface 220


Attacco base con interfaccia 220



Blocage de la sortie supérieure du liquide de coupe de la cassette par la vis à tête cylindrique

Grano di chiusura dell'adduzione superiore del refrigerante verso la cartuccia

arrosage central
lubrificazione interna




Utilisation de cassettes sans alimentation interne en liquide de coupe en utilisant la buse de pulvérisation du liquide de coupe

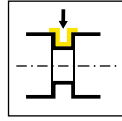
Fermeture de l'alimentation supérieure en liquide de coupe de la cassette par la vis à tête cylindrique

Utilizzo della cartuccia senza adduzione interna utilizzando l'ugello di adduzione esterna

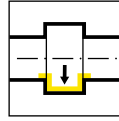
Utilizzo di cartucce prive di adduzione interna del refrigerante, adduzione esterna attraverso l'ugello del corpo base



Base de support
Attacco Base
220C/C5/C6/C8
B224C/B229C

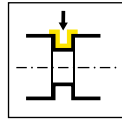


Page/Pag.
16-21



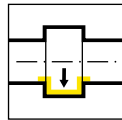
Page/Pag.
22-23

Porte outils
Portainserito
360C



Page/Pag.
24-25

Adaptateur
Adattatore
001C



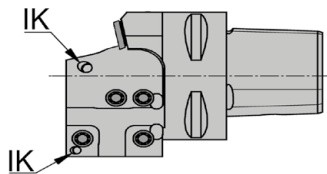
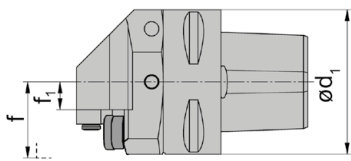
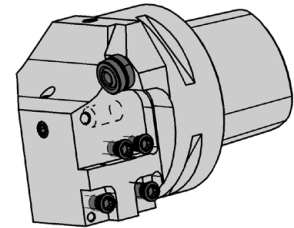
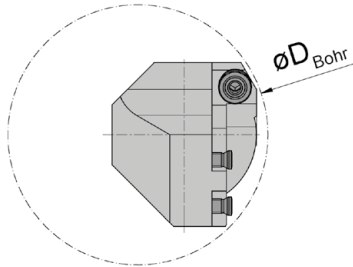
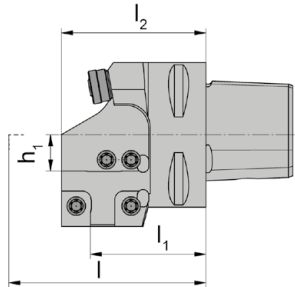
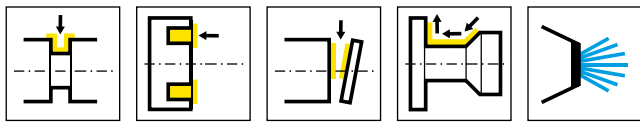
Page/Pag.
26

Polygone Poligono



**HORN Corps d'outils polygone
selon Norme ISO 26623**

**HORN attacco trilobato
secondo norma ISO 26623**



R = version à droite représentée
R = versione destra come in figura

L = version à gauche
L = versione sinistra

| N° de commande Codice prodotto | l_1 | l | l_2 | d_1 | h_1 | f_1 | f | HWS |
|-----------------------------------|-------|-----------|-------|-------|-------|-------|-----------|--------|
| R220.00C3.K1.IK | 36 | l_1+l_K | 46 | 32 | 12,5 | 4,6 | f_1+f_3 | 220001 |
| R220.00C4.K1.IK | 40 | l_1+l_K | 50 | 40 | 12,5 | 4,6 | f_1+f_3 | 220001 |
| R220.00C5.K1.IK | 40 | l_1+l_K | 50 | 50 | 12,5 | 9,6 | f_1+f_3 | 220001 |
| R220.00C6.K1.IK | 42 | l_1+l_K | 52 | 63 | 12,5 | 16,1 | f_1+f_3 | 220001 |
| R220.00C8.K1.IK | 53 | l_1+l_K | 63 | 80 | 12,5 | 24,6 | f_1+f_3 | 220001 |
| L220.00C3.K1.IK | 36 | l_1+l_K | 46 | 32 | 12,5 | 4,6 | f_1+f_3 | 220002 |
| L220.00C4.K1.IK | 40 | l_1+l_K | 50 | 40 | 12,5 | 4,6 | f_1+f_3 | 220002 |
| L220.00C5.K1.IK | 40 | l_1+l_K | 50 | 50 | 12,5 | 9,6 | f_1+f_3 | 220002 |
| L220.00C6.K1.IK | 42 | l_1+l_K | 52 | 63 | 12,5 | 16,1 | f_1+f_3 | 220002 |
| L220.00C8.K1.IK | 53 | l_1+l_K | 63 | 80 | 12,5 | 24,6 | f_1+f_3 | 220002 |

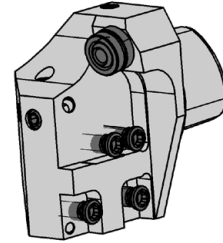
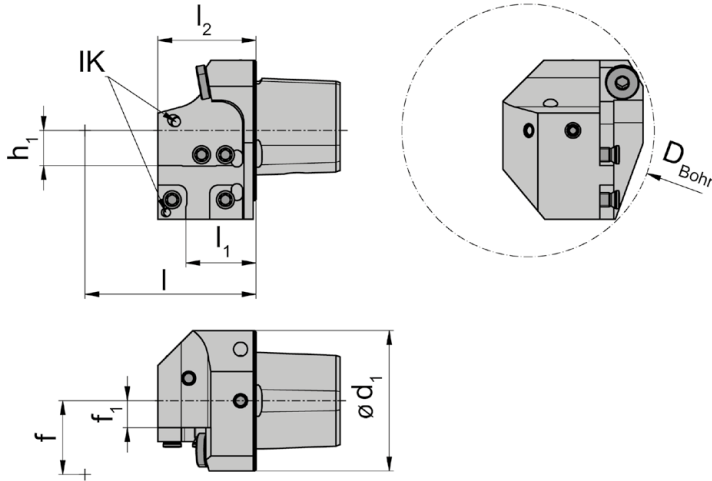
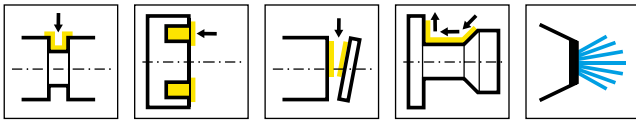
Pour les dimensions Dalésage, f3 et lK voir les cassettes
Dimensioni per DForo, f3 e lK vedere cartucce

R/L220...IK Buse de pulvérisation d'arrosage en option
R/L220...IK Ugello nebulizzazione refrigerante opzionale

Pièces Détachées

Ricambi

| Base de support Attacco Base | Vis de serrage Vite di serraggio | Tournevis TORX PLUS® Cacciavite TORX PLUS® |
|---------------------------------|-------------------------------------|---|
| R/L220... | 5.12T20P | T20PQ |



R = version à droite représentée
R = versione destra come in figura

L = version à gauche
L = versione sinistra

| N° de commande Codice prodotto | l_1 | l | l_2 | d_1 | h_1 | f_1 | f | HWS |
|-----------------------------------|-------|-----------|-------|-------|-------|-------|-----------|--------|
| R220.00C4.K10.IK | 25 | l_1+l_k | 35 | 40 | 12,5 | 4,6 | f_1+f_3 | 220001 |
| R220.00C5.K10.IK | 25 | l_1+l_k | 35 | 50 | 12,5 | 9,6 | f_1+f_3 | 220001 |
| L220.00C4.K10.IK | 25 | l_1+l_k | 35 | 40 | 12,5 | 4,6 | f_1+f_3 | 220002 |
| L220.00C5.K10.IK | 25 | l_1+l_k | 35 | 50 | 12,5 | 9,6 | f_1+f_3 | 220002 |

Pour les dimensions Dalésage, f_3 et IK voir les cassettes
Dimensioni per DForo, f_3 e IK vedere cartucce


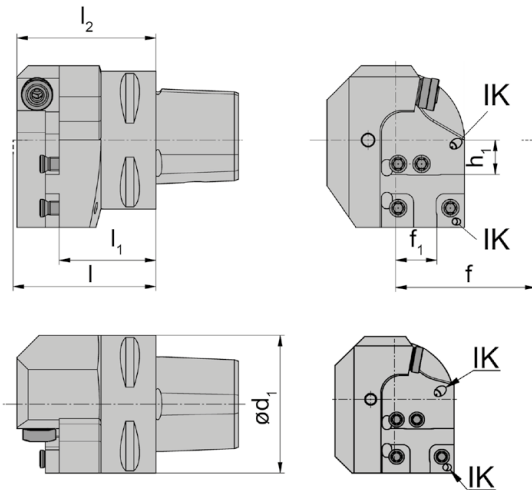
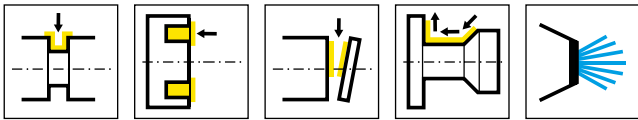
R/L220...IK Buse de pulvérisation d'arrosage en option
R/L220...IK Ugello nebulizzazione refrigerante opzionale

Base de support sans filetage de serrage
Attacco base senza filettatura di serraggio

Pièces Détachées

Ricambi

| Base de support Attacco Base | Vis de serrage Vite di serraggio | Tournevis TORX PLUS® Cacciavite TORX PLUS® |
|---------------------------------|-------------------------------------|---|
| R/L220... | 5.12T20P | T20PQ |



R = version à droite représentée
R = versione destra come in figura

L = version à gauche
L = versione sinistra

| N° de commande Codice prodotto | l_1 | l | l_2 | d_1 | h_1 | f_1 | f | HWS |
|-----------------------------------|-------|-----------|-------|-------|-------|-------|-----------|--------|
| R220.00C3.K2.IK | 31,2 | l_1+f_3 | 46,5 | 32 | 12,5 | 10 | f_1+l_k | 220002 |
| R220.00C4.K2.IK | 35,2 | l_1+f_3 | 50,5 | 40 | 12,5 | 10 | f_1+l_k | 220002 |
| R220.00C5.K2.IK | 35,2 | l_1+f_3 | 50,5 | 50 | 12,5 | 15 | f_1+l_k | 220002 |
| R220.00C6.K2.IK | 37,2 | l_1+f_3 | 52,5 | 63 | 12,5 | 21,5 | f_1+l_k | 220002 |
| R220.00C8.K2.IK | 48,2 | l_1+f_3 | 63,5 | 80 | 12,5 | 30 | f_1+l_k | 220002 |
| L220.00C3.K2.IK | 31,2 | l_1+f_3 | 46,5 | 32 | 12,5 | 10 | f_1+l_k | 220001 |
| L220.00C4.K2.IK | 35,2 | l_1+f_3 | 50,5 | 40 | 12,5 | 10 | f_1+l_k | 220001 |
| L220.00C5.K2.IK | 35,2 | l_1+f_3 | 50,5 | 50 | 12,5 | 15 | f_1+l_k | 220001 |
| L220.00C6.K2.IK | 37,2 | l_1+f_3 | 52,5 | 63 | 12,5 | 21,5 | f_1+l_k | 220001 |
| L220.00C8.K2.IK | 48,2 | l_1+f_3 | 63,5 | 80 | 12,5 | 30 | f_1+l_k | 220001 |

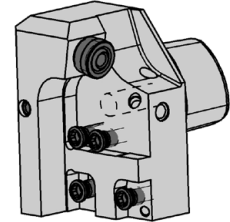
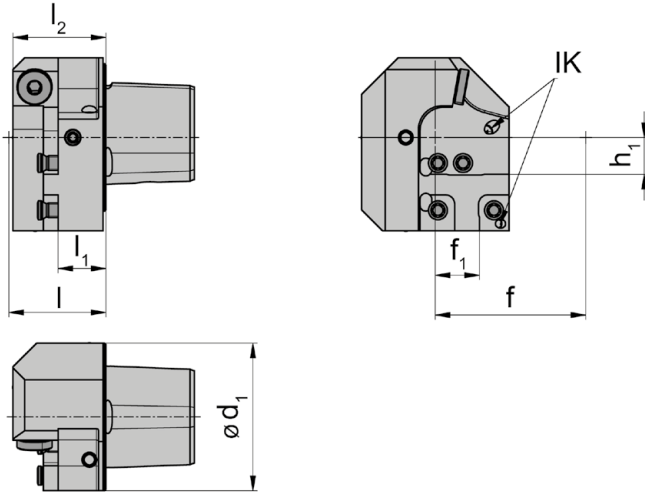
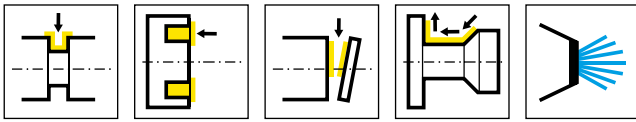
Pour les dimensions D_{min} , f_3 et IK voir les cassettes
Dimensioni per D_{min} , f_3 e IK vedere cartucce

R/L220...IK Buse de pulvérisation d'arrosage en option
R/L220...IK Ugello nebulizzazione refrigerante opzionale

Pièces Détachées

Ricambi

| Base de support Attacco Base | Vis de serrage Vite di serraggio | Tournevis TORX PLUS® Cacciavite TORX PLUS® |
|---------------------------------|-------------------------------------|---|
| R/L220... | 5.12T20P | T20PQ |



R = version à droite représentée
R = versione destra come in figura

L = version à gauche
L = versione sinistra

| N° de commande Codice prodotto | l_1 | l | l_2 | d_1 | h_1 | f_1 | f | HWS |
|-----------------------------------|-------|-----------|-------|-------|-------|-------|-----------|--------|
| R220.00C4.K20.IK | 16,2 | l_1+f_3 | 31,5 | 40 | 12,5 | 10 | f_1+l_k | 220002 |
| L220.00C4.K20.IK | 16,2 | l_1+f_3 | 31,5 | 40 | 12,5 | 10 | f_1+l_k | 220001 |
| L220.00C5.K20.IK | 16,2 | l_1+f_3 | 31,5 | 50 | 12,5 | 15 | f_1+l_k | 220001 |

Pour les dimensions D_{min} , f_3 et l_k voir les cassettes
Dimensioni per D_{min} , f_3 e l_k vedere cartucce

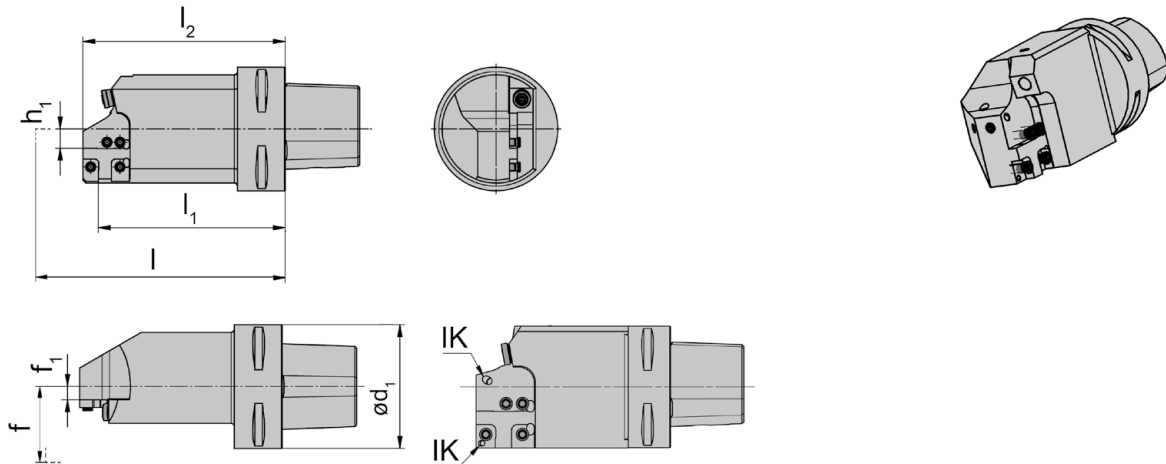
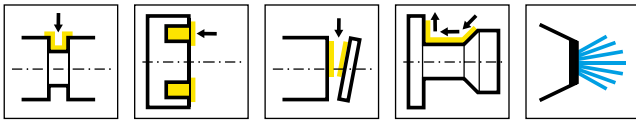
R/L220...IK Buse de pulvérisation d'arrosage en option
R/L220...IK Ugello nebulizzazione refrigerante opzionale

Base de support sans filetage de serrage
Attacco base senza filettatura di serraggio

Pièces Détachées

Ricambi

| Base de support Attacco Base | Vis de serrage Vite di serraggio | Tournevis TORX PLUS® Cacciavite TORX PLUS® |
|---------------------------------|-------------------------------------|---|
| R/L220.00C... | 5.12T20P | T20PQ |



R = version à droite représentée
R = versione destra come in figura

L = version à gauche
L = versione sinistra

| N° de commande Codice prodotto | l_1 | l | l_2 | d_1 | h_1 | f_1 | f | HWS |
|-----------------------------------|-------|-----------|-------|-------|-------|-------|-----------|--------|
| C5.L220.120.K1.IK | 91 | l_1+l_k | 101 | 50 | 12,5 | 9,6 | f_1+f_3 | 220002 |
| C5.R220.120.K1.IK | 91 | l_1+l_k | 101 | 50 | 12,5 | 9,6 | f_1+f_3 | 220001 |
| C6.L220.120.K1.IK | 91 | l_1+l_k | 101 | 63 | 12,5 | 0,6 | f_1+f_3 | 220002 |
| C6.L220.150.K1.IK | 121 | l_1+l_k | 131 | 63 | 12,5 | 0,6 | f_1+f_3 | 220002 |
| C6.R220.120.K1.IK | 91 | l_1+l_k | 101 | 63 | 12,5 | 0,6 | f_1+f_3 | 220001 |
| C6.R220.150.K1.IK | 121 | l_1+l_k | 131 | 63 | 12,5 | 0,6 | f_1+f_3 | 220001 |
| C8.L220.150.K1.IK | 121 | l_1+l_k | 131 | 80 | 12,5 | 8,6 | f_1+f_3 | 220002 |
| C8.R220.150.K1.IK | 121 | l_1+l_k | 131 | 80 | 12,5 | 8,6 | f_1+f_3 | 220001 |

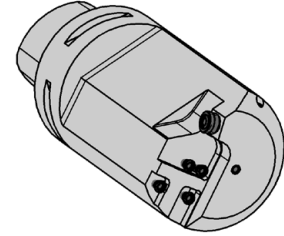
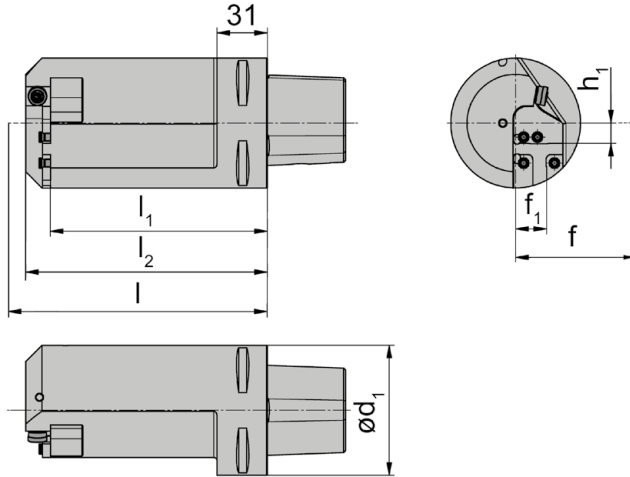
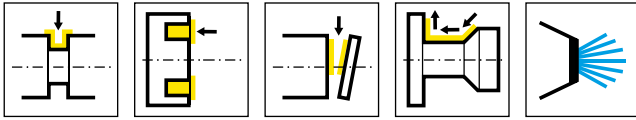
Pour les dimensions f_3 et IK voir les cassettes
Dimensioni per f_3 e IK vedere cartucce

C6.R/L220...IK Buse de pulvérisation d'arrosage en option
C6.R/L220...IK Ugello nebulizzazione refrigerante opzionale

Pièces Détachées

Ricambi

| Base de support Attacco Base | Vis de serrage Vite di serraggio | Tournevis TORX PLUS® Cacciavite TORX PLUS® |
|---------------------------------|-------------------------------------|---|
| C... | 5.12T20P | T20PQ |



R = version à droite représentée
R = versione destra come in figura

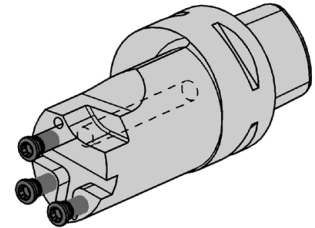
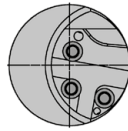
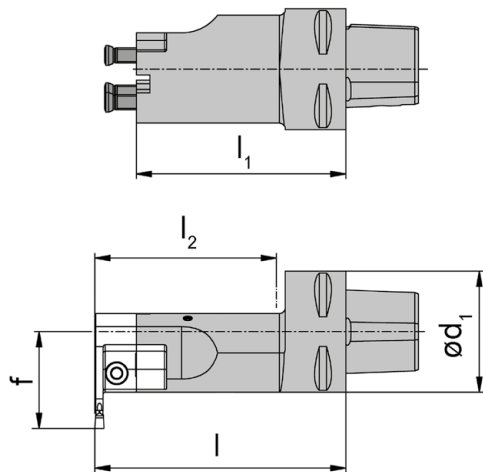
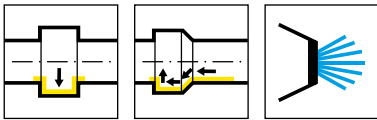
| N° de commande Codice prodotto | l_1 | l | l_2 | d_1 | h_1 | f | HWS |
|-----------------------------------|-------|-----------|-------|-------|-------|-----------|--------|
| C8.L220.150.K2.IK | 133,6 | l_1+f_3 | 148,8 | 80 | 12,5 | f_1+l_k | 220001 |
| C8.R220.150.K2.IK | 133,6 | l_1+f_3 | 148,8 | 80 | 12,5 | f_1+l_k | 220002 |

Pour les dimensions f_3 et l_k voir les cassettes
Dimensioni per f_3 e l_k vedere cartucce

Pièces Détachées

Ricambi

| Base de support Attacco Base | Vis de serrage Vite di serraggio | Tournevis TORX PLUS® Cacciavite TORX PLUS® |
|---------------------------------|-------------------------------------|---|
| C8... | 5.12T20P | T20PQ |



R = version à droite représentée
R = versione destra come in figura

L = version à gauche
L = versione sinistra

| N° de commande Codice prodotto | l | l ₂ | l ₁ | d ₁ | f | HWS |
|-----------------------------------|-------------------------------------|----------------|----------------|----------------|----|--------|
| RB224.00C3.1.K2.IK | l ₁ +b ₁ +w/2 | 35 | 39,3 | 32 | 32 | BK2241 |
| RB224.00C4.1.K2.IK | l ₁ +b ₁ +w/2 | 40 | 49,3 | 40 | 32 | BK2241 |
| RB224.00C4.2.K2.IK | l ₁ +b ₁ +w/2 | 60 | 69,3 | 40 | 32 | BK2241 |
| RB224.00C5.1.K2.IK | l ₁ +b ₁ +w/2 | 50 | 59,3 | 50 | 32 | BK2241 |
| RB224.00C5.2.K2.IK | l ₁ +b ₁ +w/2 | 70 | 79,3 | 50 | 32 | BK2241 |
| RB224.00C6.2.K2.IK | l ₁ +b ₁ +w/2 | 78 | 89,3 | 63 | 32 | BK2241 |
| LB224.00C4.1.K2.IK | l ₁ +b ₁ +w/2 | 40 | 49,3 | 40 | 32 | BK2242 |
| LB224.00C4.2.K2.IK | l ₁ +b ₁ +w/2 | 60 | 69,3 | 40 | 32 | BK2242 |
| LB224.00C6.2.K2.IK | l ₁ +b ₁ +w/2 | 78 | 89,3 | 63 | 32 | BK2242 |

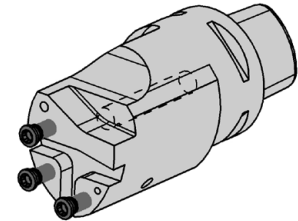
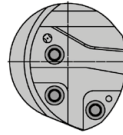
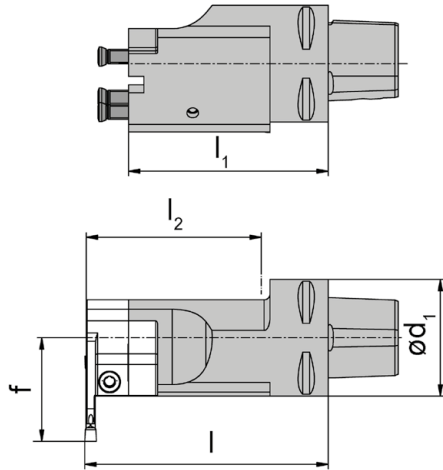
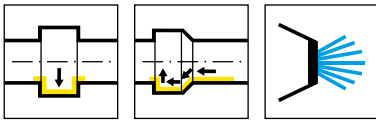
Dimensions pour Dmin, tmax voir les cassettes
Per dimensioni Dmin, tmax vedere cartucce

pour cassettes BK224 **avec** arrosage interne
per cartucce BK224 **con** lubrorefrigerante

Pièces Détachées

Ricambi

| Base de support Attacco Base | Vis de serrage Vite di serraggio | Tournevis TORX PLUS® Cacciavite TORX PLUS® |
|---------------------------------|-------------------------------------|---|
| R/LB224... | 030.0518.T20P | T20PQ |



R = version à droite représentée
R = versione destra come in figura

L = version à gauche
L = versione sinistra

| N° de commande Codice prodotto | l | l ₂ | l ₁ | d ₁ | f | HWS |
|-----------------------------------|-------------------|----------------|----------------|----------------|------|--------|
| RB229.00C4.2.K2.IK | $l_1 + b_1 + w/2$ | 60 | 68,5 | 40 | 35,5 | BK2291 |
| RB229.00C5.1.K2.IK | $l_1 + b_1 + w/2$ | 50 | 58,5 | 50 | 35,5 | BK2291 |
| RB229.00C5.2.K2.IK | $l_1 + b_1 + w/2$ | 70 | 78,5 | 50 | 35,5 | BK2291 |
| RB229.00C6.1.K2.IK | $l_1 + b_1 + w/2$ | 58 | 68,5 | 63 | 35,5 | BK2291 |
| RB229.00C6.2.K2.IK | $l_1 + b_1 + w/2$ | 78 | 88,5 | 63 | 35,5 | BK2291 |
| LB229.00C5.1.K2.IK | $l_1 + b_1 + w/2$ | 50 | 58,5 | 50 | 35,5 | BK2292 |
| LB229.00C5.2.K2.IK | $l_1 + b_1 + w/2$ | 70 | 78,5 | 50 | 35,5 | BK2292 |
| LB229.00C6.2.K2.IK | $l_1 + b_1 + w/2$ | 78 | 88,5 | 63 | 35,5 | BK2292 |

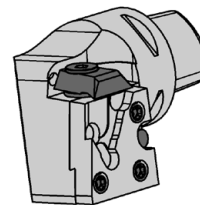
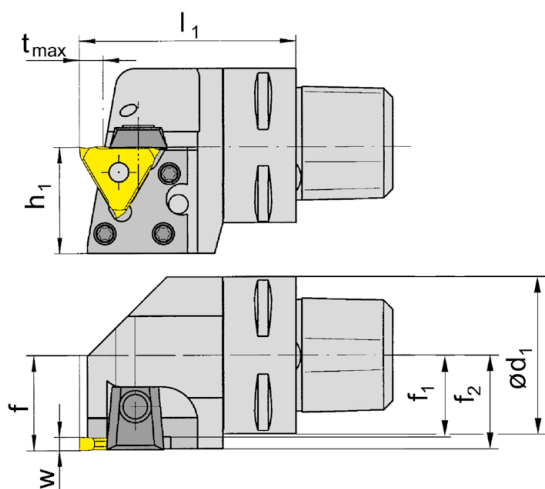
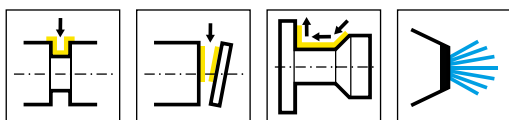
Dimensions pour Dmin, tmax voir les cassettes
Per dimensioni Dmin, tmax vedere cartucce

pour cassettes BK229 avec arrosage interne
per cartucce BK229 con lubrorefrigerante

Pièces Détachées

Ricambi

| Base de support Attacco Base | Vis de serrage Vite di serraggio | Tournevis TORX PLUS® Cacciavite TORX PLUS® |
|---------------------------------|-------------------------------------|---|
| R/LB229... | 030.0518.T20P | T20PQ |



R = version à droite représentée
R = versione destra come in figura

L = version à gauche
L = versione sinistra a specchio

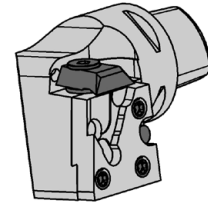
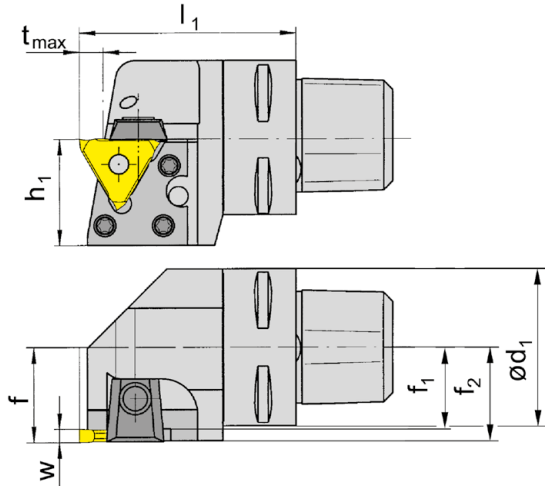
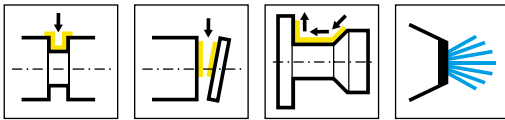
| N° de commande Codice prodotto | l_1 | h_1 | d_1 | f_1 | f | f_2 | t_{max} | HWS |
|-----------------------------------|-------|-------|-------|-------|-------------|-------|-----------|--|
| R360.00C3.K1 | 45 | 27,3 | 32 | 20,5 | f_1+w-a_1 | 22 | 4 | 31201N • 31201R • 31201L • 31208N • 31211N |
| R360.00C4.K1 | 50 | 27,3 | 40 | 25,5 | f_1+w-a_1 | 27 | 4 | 31201N • 31201R • 31201L • 31208N • 31211N |
| R360.00C5.K1 | 50 | 27,3 | 50 | 25,5 | f_1+w-a_1 | 27 | 4 | 31201N • 31201R • 31201L • 31208N • 31211N |
| R360.00C6.K1 | 55 | 27,3 | 63 | 30,5 | f_1+w-a_1 | 32 | 4 | 31201N • 31201R • 31201L • 31208N • 31211N |
| R360.00C3.K2 | 45 | 27,3 | 32 | 19,5 | f_1+w-a_1 | 22 | 6 | 31202N • 31202R • 31202L |
| R360.00C4.K2 | 50 | 27,3 | 40 | 24,5 | f_1+w-a_1 | 27 | 6 | 31202N • 31202R • 31202L |
| R360.00C5.K2 | 50 | 27,3 | 50 | 24,5 | f_1+w-a_1 | 27 | 6 | 31202N • 31202R • 31202L |
| R360.00C6.K2 | 55 | 27,3 | 63 | 29,5 | f_1+w-a_1 | 32 | 6 | 31202N • 31202R • 31202L |
| L360.00C3.K1 | 45 | 27,3 | 32 | 20,5 | f_1+w-a_1 | 22 | 4 | 31201N • 31201R • 31201L • 31208N • 31211N |
| L360.00C4.K1 | 50 | 27,3 | 40 | 25,5 | f_1+w-a_1 | 27 | 4 | 31201N • 31201R • 31201L • 31208N • 31211N |
| L360.00C5.K1 | 50 | 27,3 | 50 | 25,5 | f_1+w-a_1 | 27 | 4 | 31201N • 31201R • 31201L • 31208N • 31211N |
| L360.00C6.K1 | 55 | 27,3 | 63 | 30,5 | f_1+w-a_1 | 32 | 4 | 31201N • 31201R • 31201L • 31208N • 31211N |
| L360.00C3.K2 | 45 | 27,3 | 32 | 19,5 | f_1+w-a_1 | 22 | 6 | 31202N • 31202R • 31202L |
| L360.00C4.K2 | 50 | 27,3 | 40 | 24,5 | f_1+w-a_1 | 27 | 6 | 31202N • 31202R • 31202L |
| L360.00C5.K2 | 50 | 27,3 | 50 | 24,5 | f_1+w-a_1 | 27 | 6 | 31202N • 31202R • 31202L |
| L360.00C6.K2 | 55 | 27,3 | 63 | 29,5 | f_1+w-a_1 | 32 | 6 | 31202N • 31202R • 31202L |

w, a1 voir plaquettes amovibles
w, a1 vd. inserti

Pièces Détachées

Ricambi

| Porte outils Portainsero | Cassette Cartuccia |
|-----------------------------|-----------------------|
| L360.00...K1 | LK360.00.01 |
| R360.00...K1 | RK360.00.01 |
| L360.00...K2 | LK360.00.02 |
| R360.00...K2 | RK360.00.02 |



R = version à droite représentée
R = versione destra come in figura

L = version à gauche
L = versione sinistra a specchio

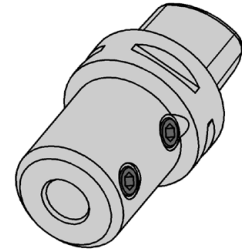
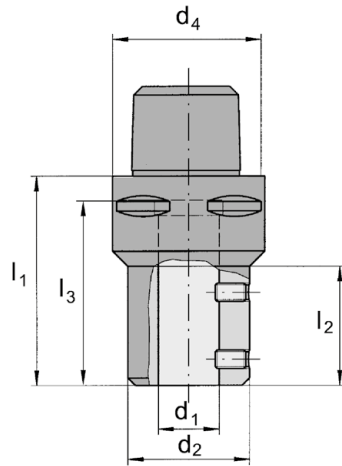
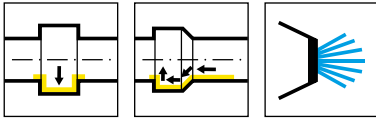
| N° de commande Codice prodotto | l_1 | h_1 | d_1 | f_1 | f | f_2 | t_{max} | HWS |
|-----------------------------------|-------|-------|-------|-------|-------------|-------|-----------|--------------------------|
| R360.00C3.K3 | 45 | 27,3 | 32 | 18,5 | f_1+w-a_1 | 22 | 6 | 31203N • 31203R • 31203L |
| R360.00C4.K3 | 50 | 27,3 | 40 | 23,5 | f_1+w-a_1 | 27 | 6 | 31203N • 31203R • 31203L |
| R360.00C5.K3 | 50 | 27,3 | 50 | 23,5 | f_1+w-a_1 | 27 | 6 | 31203N • 31203R • 31203L |
| R360.00C6.K3 | 55 | 27,3 | 63 | 28,5 | f_1+w-a_1 | 32 | 6 | 31203N • 31203R • 31203L |
| R360.00C3.K4 | 45 | 27,3 | 32 | 16,8 | f_1+w-a_1 | 22 | 6 | 31204N • 31204R • 31204L |
| R360.00C4.K4 | 50 | 27,3 | 40 | 21,8 | f_1+w-a_1 | 27 | 6 | 31204N • 31204R • 31204L |
| R360.00C5.K4 | 50 | 27,3 | 50 | 21,8 | f_1+w-a_1 | 27 | 6 | 31204N • 31204R • 31204L |
| R360.00C6.K4 | 55 | 27,3 | 63 | 26,8 | f_1+w-a_1 | 32 | 6 | 31204N • 31204R • 31204L |
| L360.00C3.K3 | 45 | 27,3 | 32 | 18,5 | f_1+w-a_1 | 22 | 6 | 31203N • 31203R • 31203L |
| L360.00C4.K3 | 50 | 27,3 | 40 | 23,5 | f_1+w-a_1 | 27 | 6 | 31203N • 31203R • 31203L |
| L360.00C5.K3 | 50 | 27,3 | 50 | 23,5 | f_1+w-a_1 | 27 | 6 | 31203N • 31203R • 31203L |
| L360.00C6.K3 | 55 | 27,3 | 63 | 28,5 | f_1+w-a_1 | 32 | 6 | 31203N • 31203R • 31203L |
| L360.00C3.K4 | 45 | 27,3 | 32 | 16,8 | f_1+w-a_1 | 22 | 6 | 31204N • 31204R • 31204L |
| L360.00C4.K4 | 50 | 27,3 | 40 | 21,8 | f_1+w-a_1 | 27 | 6 | 31204N • 31204R • 31204L |
| L360.00C5.K4 | 50 | 27,3 | 50 | 21,8 | f_1+w-a_1 | 27 | 6 | 31204N • 31204R • 31204L |
| L360.00C6.K4 | 55 | 27,3 | 63 | 26,8 | f_1+w-a_1 | 32 | 6 | 31204N • 31204R • 31204L |

w, a1 voir plaquettes amovibles
w, a1 vd. inserti

Pièces Détachées

Ricambi

| Porte outils Portainsero | Cassette Cartuccia |
|-----------------------------|-----------------------|
| L360.00...K3 | LK360.00.03 |
| R360.00...K3 | RK360.00.03 |
| L360.00...K4 | LK360.00.04 |
| R360.00...K4 | RK360.00.04 |




| N° de commande Codice prodotto | l_1 | l_2 | l_3 | d_4 | d_1 | d_2 |
|-----------------------------------|-------|-------|-------|-------|-------|-------|
| 001.00C3.20 | 70 | - | 58 | 32 | 20 | 40 |
| 001.00C4.16 | 65 | - | 55 | 40 | 16 | 40 |
| 001.00C4.20 | 70 | - | 58 | 40 | 20 | 40 |
| 001.00C5.16 | 65 | 44 | 55 | 50 | 16 | 40 |
| 001.00C5.20 | 70 | 49 | 58 | 50 | 20 | 40 |
| 001.00C6.20 | 70 | 45 | 58 | 63 | 20 | 40 |

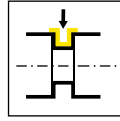
Pièces Détachées

Ricambi

| Adaptateur Adattatore | Vis de serrage Vite di serraggio |
|--------------------------|-------------------------------------|
| 001... | 10.12.1835 |

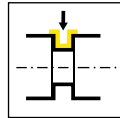


Base de support
Attacco Base
220TS/B224TS/B229TS



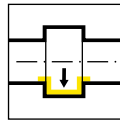
Page/Pag.
30-33

Porte outils
Portainserito
360TS



Page/Pag.
34-35

Adaptateur
Adattatore
001TS



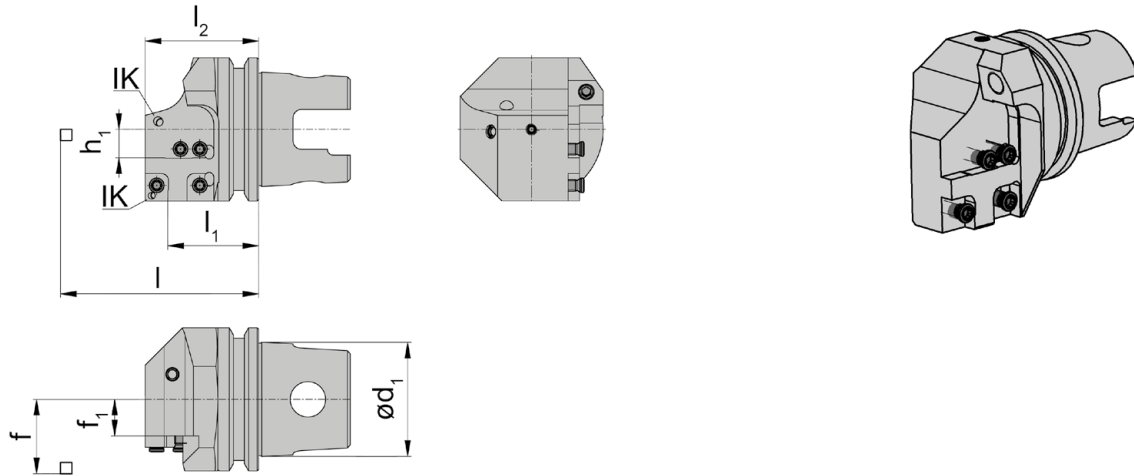
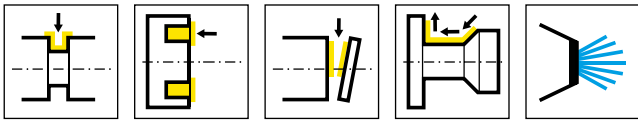
Page/Pag.
36

TS



**HORN TS selon
Norme ISO 26622**

**HORN TS secondo
norma ISO 26622**



R = version à droite représentée
R = versione destra come in figura

L = version à gauche
L = versione sinistra

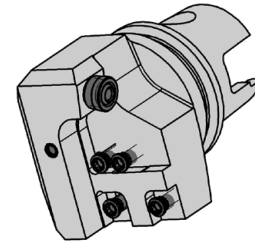
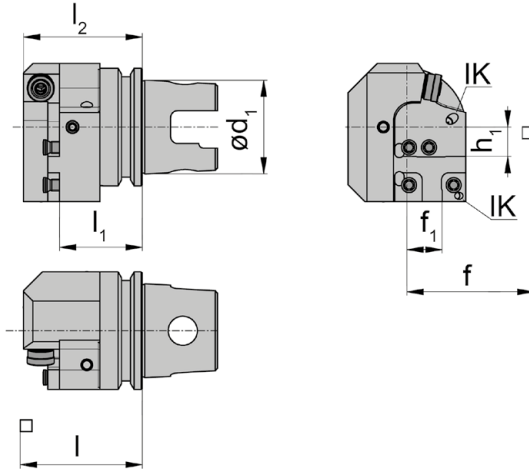
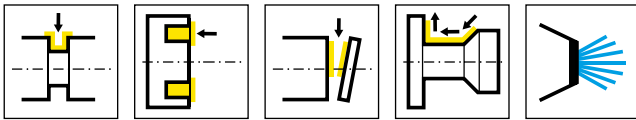
| N° de commande Codice prodotto | l_1 | l | l_2 | d_1 | h_1 | f_1 | f | HWS |
|-----------------------------------|-------|-----------|-------|-------|-------|-------|-----------|--------|
| R220.TS40.K1.IK | 40 | l_1+l_K | 50 | 40 | 12,5 | 4,6 | f_1+f_3 | 220001 |
| R220.TS63.K1.IK | 40 | l_1+l_K | 50 | 63 | 12,5 | 16,1 | f_1+f_3 | 220001 |
| L220.TS40.K1.IK | 40 | l_1+l_K | 50 | 40 | 12,5 | 4,6 | f_1+f_3 | 220002 |
| L220.TS50.K1.IK | 40 | l_1+l_K | 50 | 50 | 12,5 | 9,6 | f_1+f_3 | 220002 |
| L220.TS63.K1.IK | 40 | l_1+l_K | 50 | 63 | 12,5 | 16,1 | f_1+f_3 | 220002 |

Pour les dimensions Dalésage, f_3 et l_K voir les cassettes
Dimensioni per DForo, f_3 e l_K vedere cartucce

Pièces Détachées

Ricambi

| Base de support Attacco Base | Vis de serrage Vite di serraggio | Buse de pulvérisation d'arrosage Ugello nebulizzazione refrigerante | Tournevis TORX PLUS® Cacciavite TORX PLUS® |
|---------------------------------|-------------------------------------|--|---|
| R/L220.T... | 5.12T20P | 020.1008.2977 | T20PQ |



R = version à droite représentée
R = versione destra come in figura

L = version à gauche
L = versione sinistra

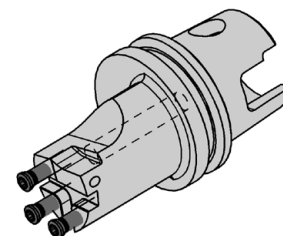
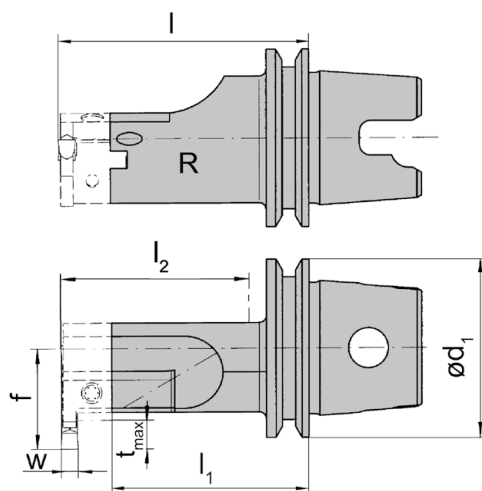
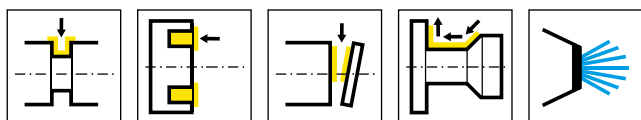
| N° de commande Codice prodotto | l_1 | l | l_2 | d_1 | h_1 | f_1 | f | HWS |
|-----------------------------------|-------|-----------|-------|-------|-------|-------|-----------|--------|
| R220.TS40.K2.IK | 35,2 | l_1+f_3 | 50,5 | 40 | 12,5 | 10 | f_1+l_k | 220002 |
| R220.TS50.K2.IK | 35,2 | l_1+f_3 | 50,5 | 50 | 12,5 | 15 | f_1+l_k | 220002 |
| L220.TS40.K2.IK | 35,2 | l_1+f_3 | 50,5 | 40 | 12,5 | 10 | f_1+l_k | 220001 |
| L220.TS50.K2.IK | 35,2 | l_1+f_3 | 50,5 | 50 | 12,5 | 15 | f_1+l_k | 220001 |
| L220.TS63.K2.IK | 35,2 | l_1+f_3 | 50,5 | 63 | 12,5 | 21,5 | f_1+l_k | 220001 |

Pour les dimensions Dalésage, f_3 et l_k voir les cassettes
Dimensioni per DForo, f_3 e l_k vedere cartucce

Pièces Détachées

Ricambi

| Base de support Attacco Base | Vis de serrage Vite di serraggio | Buse de pulvérisation d'arrosage Ugello nebulizzazione refrigerante | Tournevis TORX PLUS® Cacciavite TORX PLUS® |
|---------------------------------|-------------------------------------|--|---|
| R/L220.T... | 5.12T20P | 020.1008.2977 | T20PQ |



R = version à droite représentée
R = versione destra come in figura

L = version à gauche
L = versione sinistra

| N° de commande Codice prodotto | l | l_2 | l_1 | d_1 | f | HWS |
|-----------------------------------|-------------------|-------|-------|-------|-----|--------|
| RB224.TS40.1.K2 | $l_1 + b_1 + w/2$ | 48 | 49,3 | 40 | 32 | BK2241 |
| RB224.TS40.2.K2 | $l_1 + b_1 + w/2$ | 68 | 69,3 | 40 | 32 | BK2241 |
| RB224.TS50.1.K2 | $l_1 + b_1 + w/2$ | 54 | 59,3 | 50 | 32 | BK2241 |
| RB224.TS50.2.K2 | $l_1 + b_1 + w/2$ | 74 | 79,3 | 50 | 32 | BK2241 |
| RB224.TS63.1.K2 | $l_1 + b_1 + w/2$ | 62 | 69,3 | 63 | 32 | BK2241 |
| RB224.TS63.2.K2 | $l_1 + b_1 + w/2$ | 82 | 89,3 | 63 | 32 | BK2241 |
| LB224.TS40.1.K2 | $l_1 + b_1 + w/2$ | 48 | 49,3 | 40 | 32 | BK2242 |
| LB224.TS40.2.K2 | $l_1 + b_1 + w/2$ | 68 | 69,3 | 40 | 32 | BK2242 |
| LB224.TS50.1.K2 | $l_1 + b_1 + w/2$ | 54 | 59,3 | 50 | 32 | BK2242 |
| LB224.TS50.2.K2 | $l_1 + b_1 + w/2$ | 74 | 79,3 | 50 | 32 | BK2242 |
| LB224.TS63.1.K2 | $l_1 + b_1 + w/2$ | 62 | 69,3 | 63 | 32 | BK2242 |
| LB224.TS63.2.K2 | $l_1 + b_1 + w/2$ | 82 | 89,3 | 63 | 32 | BK2242 |

w voir plaquettes amovibles
w vd. inserti

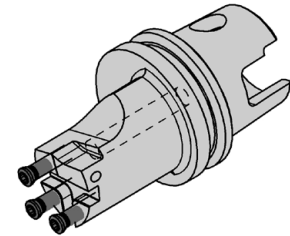
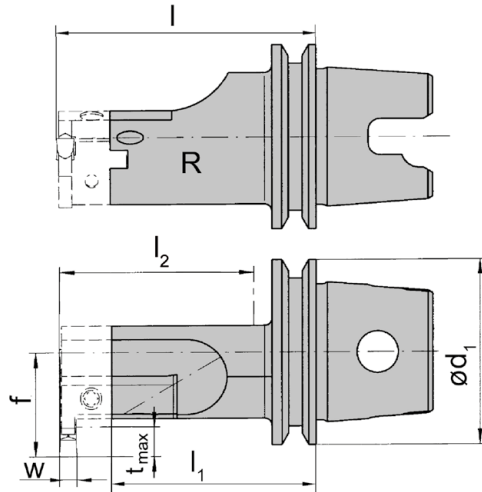
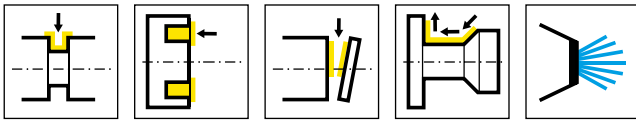
pour cassettes BK224 **sans** arrosage interne
per cartucce BK224 **senza** lubrorefrigerante

Dimensions pour Dmin, tmax voir les cassettes
Per dimensioni Dmin, tmax vedere cartucce

Pièces Détachées

Ricambi

| Base de support Attacco Base | Vis de serrage Vite di serraggio | Tournevis TORX PLUS® Cacciavite TORX PLUS® |
|---------------------------------|-------------------------------------|---|
| R/LB224.TS... | 030.0518.T20P | T20PQ |



R = version à droite représentée
R = versione destra come in figura

L = version à gauche
L = versione sinistra

| N° de commande Codice prodotto | l | l ₂ | l ₁ | d ₁ | f | HWS |
|-----------------------------------|-------------------|----------------|----------------|----------------|------|--------|
| RB229.TS40.1.K2 | $l_1 + b_1 + w/2$ | 48 | 48,5 | 40 | 35,5 | BK2291 |
| RB229.TS40.2.K2 | $l_1 + b_1 + w/2$ | 68 | 68,5 | 40 | 35,5 | BK2291 |
| RB229.TS50.1.K2 | $l_1 + b_1 + w/2$ | 54 | 58,5 | 50 | 35,5 | BK2291 |
| RB229.TS50.2.K2 | $l_1 + b_1 + w/2$ | 74 | 78,5 | 50 | 35,5 | BK2291 |
| RB229.TS63.1.K2 | $l_1 + b_1 + w/2$ | 62 | 68,5 | 63 | 35,5 | BK2291 |
| RB229.TS63.2.K2 | $l_1 + b_1 + w/2$ | 82 | 88,5 | 63 | 35,5 | BK2291 |
| LB229.TS40.1.K2 | $l_1 + b_1 + w/2$ | 48 | 48,5 | 40 | 35,5 | BK2292 |
| LB229.TS40.2.K2 | $l_1 + b_1 + w/2$ | 68 | 68,5 | 40 | 35,5 | BK2292 |
| LB229.TS50.1.K2 | $l_1 + b_1 + w/2$ | 54 | 58,5 | 50 | 35,5 | BK2292 |
| LB229.TS63.2.K2 | $l_1 + b_1 + w/2$ | 82 | 88,5 | 63 | 35,5 | BK2292 |

w voir plaquettes amovibles
w vd. inserti

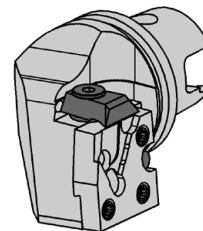
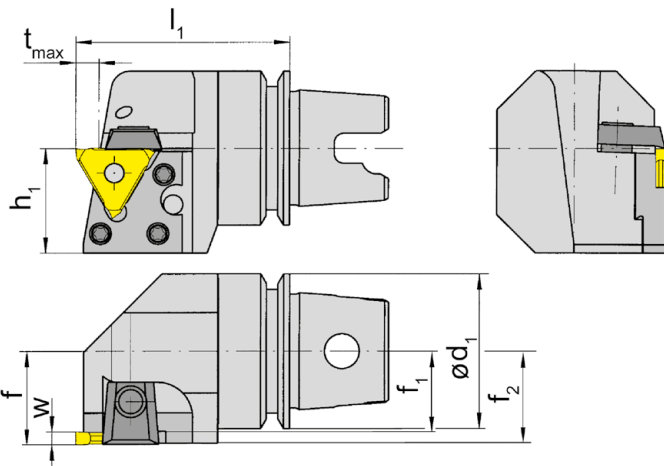
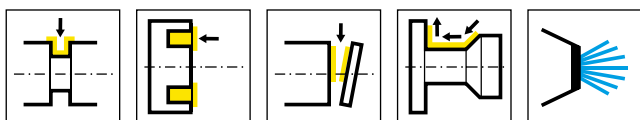
pour cassettes BK229 **sans** arrosage interne
per cartucce BK229 **senza** lubrorefrigerante

Dimensions pour Dmin, tmax voir les cassettes
Per dimensioni Dmin, tmax vedere cartucce

Pièces Détachées

Ricambi

| Base de support Attacco Base | Vis de serrage Vite di serraggio | Tournevis TORX PLUS® Cacciavite TORX PLUS® |
|---------------------------------|-------------------------------------|---|
| R/LB224.TS... | 030.0518.T20P | T20PQ |



R = version à droite représentée
R = versione destra come in figura

L = version à gauche
L = versione sinistra a specchio

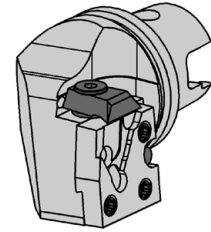
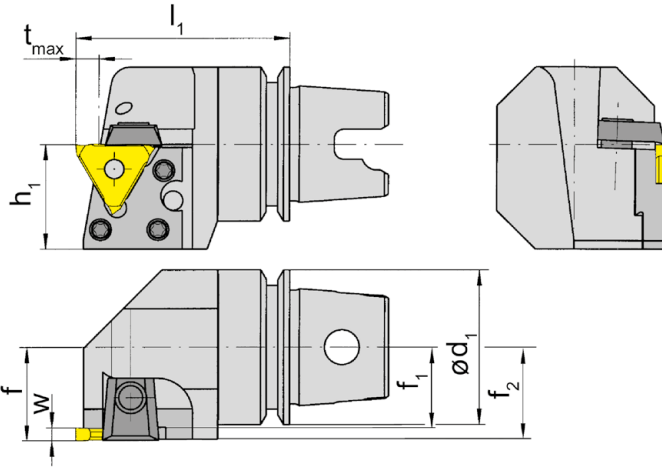
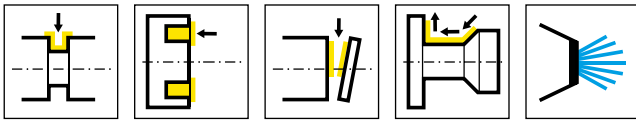
| N° de commande Codice prodotto | l_1 | h_1 | d_1 | f_1 | f | f_2 | t_{max} | HWS |
|-----------------------------------|-------|-------|-------|-------|-------------|-------|-----------|--|
| R360.TS40.K1 | 40 | 27,3 | 40 | 19 | f_1+w-a_1 | 20,5 | 4 | 31201N • 31201R • 31201L • 31208N • 31211N |
| R360.TS50.K1 | 45 | 27,3 | 50 | 24 | f_1+w-a_1 | 25,5 | 4 | 31201N • 31201R • 31201L • 31208N • 31211N |
| R360.TS63.K1 | 50 | 31,5 | 63 | 30,5 | f_1+w-a_1 | 32 | 4 | 31201N • 31201R • 31201L • 31208N • 31211N |
| R360.TS40.K2 | 40 | 27,3 | 40 | 18 | f_1+w-a_1 | 20,5 | 6 | 31202N • 31202R • 31202L |
| R360.TS50.K2 | 45 | 27,3 | 50 | 23 | f_1+w-a_1 | 25,5 | 6 | 31202N • 31202R • 31202L |
| R360.TS63.K2 | 50 | 31,5 | 63 | 29,5 | f_1+w-a_1 | 32 | 6 | 31202N • 31202R • 31202L |
| L360.TS40.K1 | 40 | 27,3 | 40 | 19 | f_1+w-a_1 | 20,5 | 4 | 31201N • 31201R • 31201L • 31208N • 31211N |
| L360.TS50.K1 | 45 | 27,3 | 50 | 24 | f_1+w-a_1 | 25,5 | 4 | 31201N • 31201R • 31201L • 31208N • 31211N |
| L360.TS63.K1 | 50 | 31,5 | 63 | 30,5 | f_1+w-a_1 | 32 | 4 | 31201N • 31201R • 31201L • 31208N • 31211N |
| L360.TS40.K2 | 40 | 27,3 | 40 | 18 | f_1+w-a_1 | 20,5 | 6 | 31202N • 31202R • 31202L |
| L360.TS50.K2 | 45 | 27,3 | 50 | 23 | f_1+w-a_1 | 25,5 | 6 | 31202N • 31202R • 31202L |
| L360.TS63.K2 | 50 | 31,5 | 63 | 29,5 | f_1+w-a_1 | 32 | 6 | 31202N • 31202R • 31202L |

w, a1 voir plaquettes amovibles
w, a1 vd. inserti

Pièces Détachées

Ricambi

| Porte outils Portainsero | Cassette Cartuccia | Tournevis TORX PLUS® Cacciavite TORX PLUS® |
|-----------------------------|-----------------------|---|
| L360.TS...K1 | LK360.00.01 | T15PQ |
| R360.TS...K1 | RK360.00.01 | T15PQ |
| L360.TS...K2 | LK360.00.02 | T15PQ |
| R360.TS...K2 | RK360.00.02 | T15PQ |



R = version à droite représentée
R = versione destra come in figura

L = version à gauche
L = versione sinistra a specchio

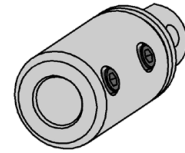
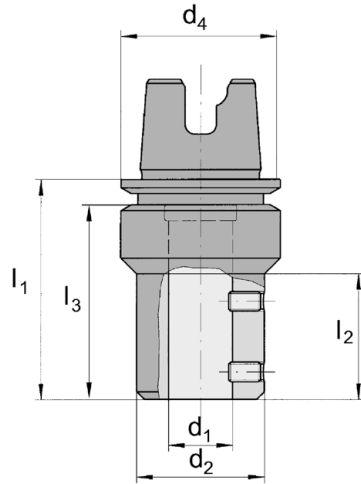
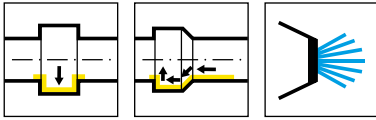
| N° de commande Codice prodotto | l_1 | h_1 | d_1 | f_1 | f | f_2 | t_{max} | HWS |
|-----------------------------------|-------|-------|-------|-------|-------------|-------|-----------|--------------------------|
| R360.TS40.K3 | 40 | 27,3 | 40 | 17 | f_1+w-a_1 | 20,5 | 6 | 31203N • 31203R • 31203L |
| R360.TS50.K3 | 45 | 27,3 | 50 | 22 | f_1+w-a_1 | 25,5 | 6 | 31203N • 31203R • 31203L |
| R360.TS63.K3 | 50 | 31,5 | 63 | 28,5 | f_1+w-a_1 | 32 | 6 | 31203N • 31203R • 31203L |
| R360.TS50.K4 | 45 | 27,3 | 50 | 20,3 | f_1+w-a_1 | 25,5 | 6 | 31204N • 31204R • 31204L |
| R360.TS63.K4 | 50 | 31,5 | 63 | 26,8 | f_1+w-a_1 | 32 | 6 | 31204N • 31204R • 31204L |
| L360.TS40.K3 | 40 | 27,3 | 40 | 17 | f_1+w-a_1 | 20,5 | 6 | 31203N • 31203R • 31203L |
| L360.TS50.K3 | 45 | 27,3 | 50 | 22 | f_1+w-a_1 | 25,5 | 6 | 31203N • 31203R • 31203L |
| L360.TS63.K3 | 50 | 31,5 | 63 | 28,5 | f_1+w-a_1 | 32 | 6 | 31203N • 31203R • 31203L |
| L360.TS40.K4 | 40 | 27,3 | 40 | 15,3 | f_1+w-a_1 | 20,5 | 6 | 31204N • 31204R • 31204L |
| L360.TS50.K4 | 45 | 27,3 | 50 | 20,3 | f_1+w-a_1 | 25,5 | 6 | 31204N • 31204R • 31204L |
| L360.TS63.K4 | 50 | 31,5 | 63 | 26,8 | f_1+w-a_1 | 32 | 6 | 31204N • 31204R • 31204L |

w, a1 voir plaquettes amovibles
w, a1 vd. inserti

Pièces Détachées

Ricambi

| Porte outils Portainsero | Cassette Cartuccia | Tournevis TORX PLUS® Cacciavite TORX PLUS® |
|-----------------------------|-----------------------|---|
| L360.TS...K3 | LK360.00.03 | T15PQ |
| R360.TS...K3 | RK360.00.03 | T15PQ |
| L360.TS...K4 | LK360.00.04 | T15PQ |
| R360.TS...K4 | RK360.00.04 | T15PQ |




| N° de commande Codice prodotto | l_1 | l_2 | l_3 | d_4 | d_1 | d_2 |
|-----------------------------------|-------|-------|-------|-------|-------|-------|
| 001.TS40.16 | 65 | 0 | 55 | 40 | 16 | 40 |
| 001.TS40.20 | 70 | 0 | 58 | 40 | 20 | 40 |
| 001.TS50.16 | 65 | 44 | 55 | 50 | 16 | 40 |
| 001.TS50.20 | 70 | 49 | 55 | 50 | 20 | 40 |
| 001.TS63.16 | 65 | 40 | 55 | 63 | 16 | 40 |
| 001.TS63.20 | 70 | 45 | 58 | 63 | 20 | 40 |

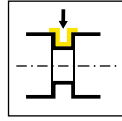
Pièces Détachées

Ricambi

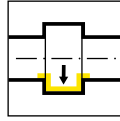
| Adaptateur Adattatore | Vis de serrage Vite di serraggio |
|--------------------------|-------------------------------------|
| 001... | 10.12.1835 |



Base de support
Attacco Base
HSK-220/HSK224/
HSK229




Page/Pag.
40-41



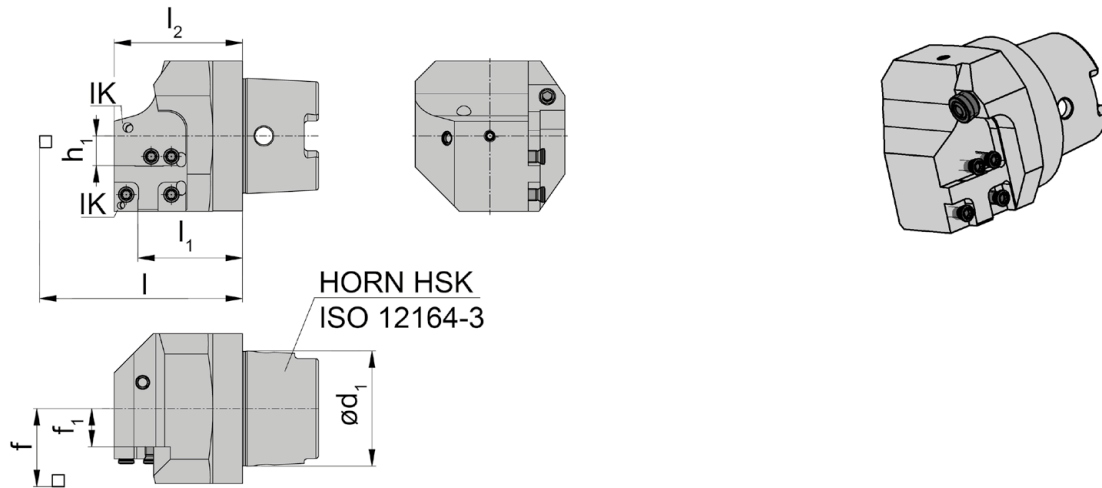
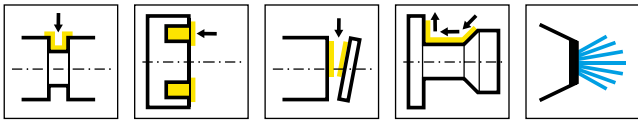
Page/Pag.
42-43

HSK



**HORN HSK selon
Norme ISO 12164-3**

**HORN HSK secondo
norma ISO 12164-3**



R = version à droite représentée
R = versione destra come in figura

L = version à gauche
L = versione sinistra

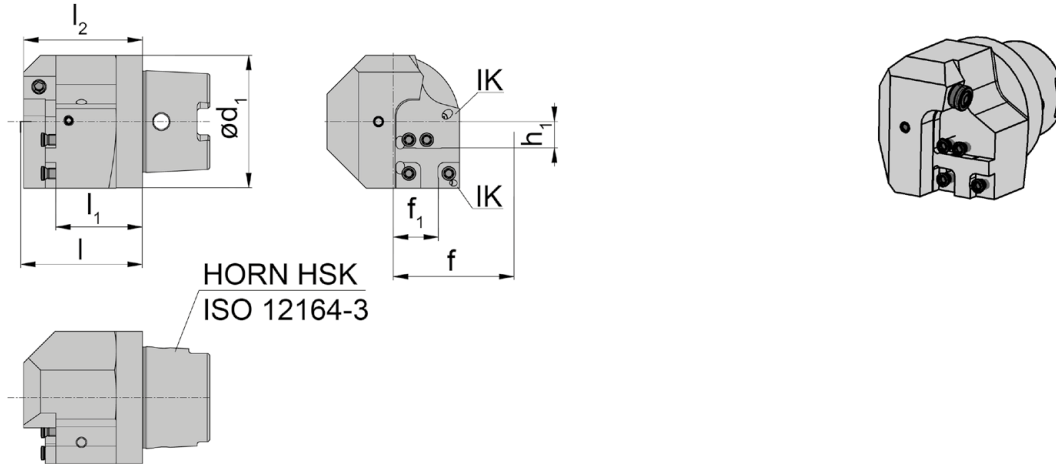
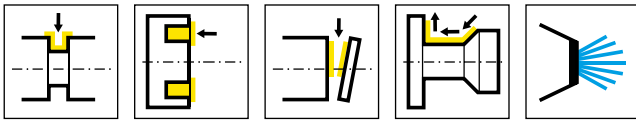
| N° de commande Codice prodotto | l_1 | d_1 | f_1 | l | l_2 | f | h_1 | HWS |
|-----------------------------------|-------|-------|-------|-----------|-------|-----------|-------|--------|
| HSK-L220.0063.K1.IK | 44 | 63 | 16,1 | l_1+l_K | 54 | f_1+f_3 | 12,5 | 220002 |
| HSK-R220.0063.K1.IK | 44 | 63 | 16,1 | l_1+l_K | 54 | f_1+f_3 | 12,5 | 220001 |

Pour les dimensions D_{min} , f_3 et IK voir les cassettes
Dimensioni per D_{min} , f_3 e IK vedere cartucce

Pièces Détachées

Ricambi

| Base de support Attacco Base | Vis de serrage Vite di serraggio | Buse de pulvérisation d'arrosage Ugello nebulizzazione refrigerante | Tournevis TORX PLUS® Cacciavite TORX PLUS® |
|---------------------------------|-------------------------------------|--|---|
| HSK-L220... | 5.12T20P | 020.1008.2977 | T20PQ |



R = version à droite représentée
R = versione destra come in figura

L = version à gauche
L = versione sinistra

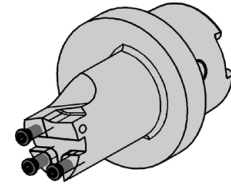
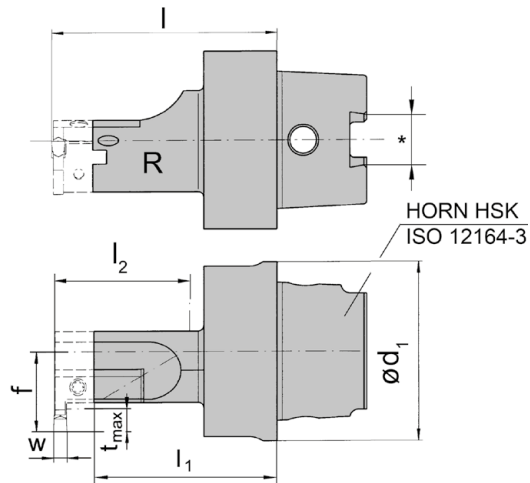
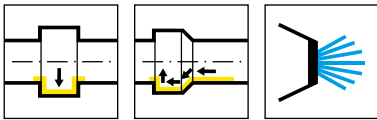
| N° de commande Codice prodotto | l_1 | d_1 | f_1 | l | l_2 | f | h_1 | HWS |
|-----------------------------------|-------|-------|-------|-----------|-------|-----------|-------|--------|
| HSK-L220.0063.K2.IK | 41,2 | 63 | 21,5 | l_1+f_3 | 56,5 | f_1+l_K | 12,5 | 220001 |
| HSK-R220.0063.K2.IK | 41,2 | 63 | 21,5 | l_1+f_3 | 56,5 | f_1+l_K | 12,5 | 220002 |

Pour les dimensions D_{min} , f_3 et IK voir les cassettes
Dimensioni per D_{min} , f_3 e IK vedere cartucce

Pièces Détachées

Ricambi

| Base de support Attacco Base | Vis de serrage Vite di serraggio | Buse de pulvérisation d'arrosage Ugello nebulizzazione refrigerante | Tournevis TORX PLUS® Cacciavite TORX PLUS® |
|---------------------------------|-------------------------------------|--|---|
| HSK-L220... | 5.12T20P | 020.1008.2977 | T20PQ |



R = version à droite représentée
R = versione destra come in figura

L = version à gauche
L = versione sinistra

| N° de commande Codice prodotto | f | d ₁ | l | l ₁ | l ₂ | HWS |
|-----------------------------------|----|----------------|-------------------|----------------|----------------|--------|
| HSK-L224.0063.1K2 | 32 | 63 | $l_1 + b_1 + w/2$ | 703 | 58 | BK2242 |
| HSK-L224.0063.2K2 | 32 | 63 | $l_1 + b_1 + w/2$ | 90,3 | 78 | BK2242 |
| HSK-R224.0063.2K2 | 32 | 63 | $l_1 + b_1 + w/2$ | 90,3 | 78 | BK2241 |

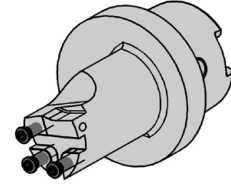
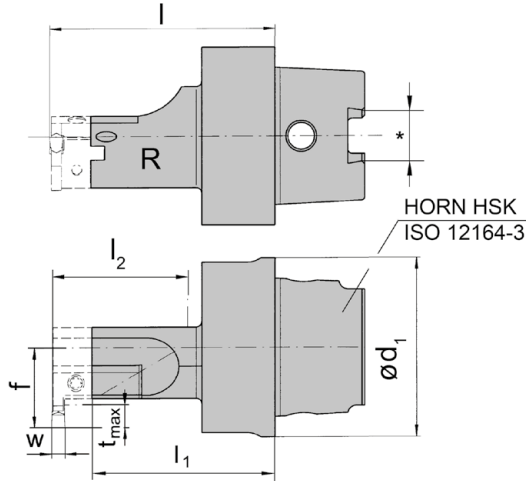
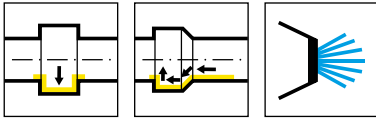
Dimensions pour Dmin, tmax voir les cassettes
Per dimensioni Dmin, tmax vedere cartucce

pour cassettes BK224 **sans** arrosage interne
per cartucce BK224 **senza** lubrorefrigerante

Pièces Détachées

Ricambi

| Base de support Attacco Base | Vis de serrage Vite di serraggio | Tournevis TORX PLUS® Cacciavite TORX PLUS® |
|---------------------------------|-------------------------------------|---|
| HSK-L224... | 030.0518.T20P | T20PQ |



R = version à droite représentée
R = versione destra come in figura

L = version à gauche
L = versione sinistra

| N° de commande Codice prodotto | f | d ₁ | l | l ₁ | l ₂ | HWS |
|-----------------------------------|------|----------------|-------------------|----------------|----------------|--------|
| HSK-L229.0063.1K2 | 35,5 | 63 | $l_1 + b_1 + w/2$ | 70,3 | 58 | BK2292 |
| HSK-L229.0063.2K2 | 35,5 | 63 | $l_1 + b_1 + w/2$ | 90,3 | 78 | BK2292 |
| HSK-R229.0063.1K2 | 35,5 | 63 | $l_1 + b_1 + w/2$ | 70,3 | 58 | BK2291 |
| HSK-R229.0063.2K2 | 35,5 | 63 | $l_1 + b_1 + w/2$ | 90,3 | 78 | BK2291 |

Dimensions pour Dmin, tmax voir les cassettes
Per dimensioni Dmin, tmax vedere cartucce

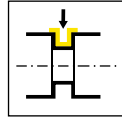
pour cassettes BK229 avec arrosage interne
per cartucce BK229 con lubrorefrigerante

Pièces Détachées

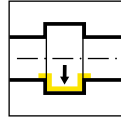
Ricambi

| Base de support Attacco Base | Vis de serrage Vite di serraggio | Tournevis TORX PLUS® Cacciavite TORX PLUS® |
|---------------------------------|-------------------------------------|---|
| HSK-L229... | 030.0518.T20P | T20PQ |

Base de support
Attacco Base
HSKT63/HSKT100



Page/Pag.
46-49, 52-53



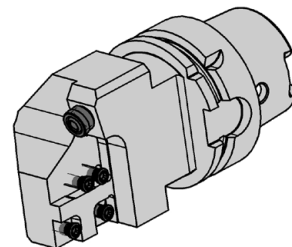
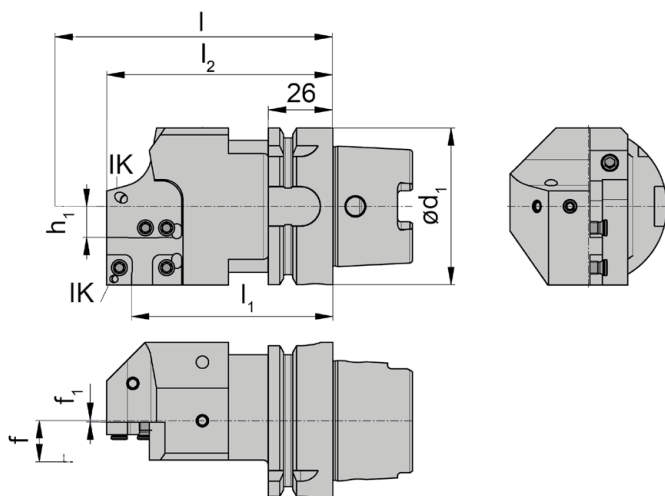
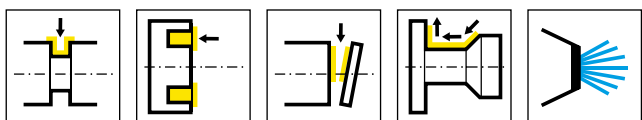
Page/Pag.
50-51

HSKT63 / HSKT100



**HORN HSKT63 et
HSKT100 selon
Norme ISO 12164-3**

**HORN HSKT63 e
HSKT100 secondo
norma ISO 12164-3**



R = version à droite représentée
R = versione destra come in figura

L = version à gauche
L = versione sinistra

| N° de commande Codice prodotto | l_1 | d | f_1 | l | l_2 | f | h_1 | HWS |
|-----------------------------------|-------|----|-------|-----------|-------|-----------|-------|--------|
| HSKT63.L220.110.K1.IK | 81 | 63 | 0,6 | l_1+l_k | 91 | f_1+f_3 | 12,5 | 220002 |
| HSKT63.L220.120.K1.IK | 91 | 63 | 0,6 | l_1+l_k | 101 | f_1+f_3 | 12,5 | 220002 |
| HSKT63.L220.130.K1.IK | 101 | 63 | 0,6 | l_1+l_k | 111 | f_1+f_3 | 12,5 | 220002 |
| HSKT63.L220.150.K1.IK | 121 | 63 | 0,6 | l_1+l_k | 131 | f_1+f_3 | 12,5 | 220002 |
| HSKT63.L220.175.K1.IK | 146 | 63 | 0,6 | l_1+l_k | 156 | f_1+f_3 | 12,5 | 220002 |
| HSKT63.R220.110.K1.IK | 81 | 63 | 0,6 | l_1+l_k | 91 | f_1+f_3 | 12,5 | 220001 |
| HSKT63.R220.120.K1.IK | 91 | 63 | 0,6 | l_1+l_k | 101 | f_1+f_3 | 12,5 | 220001 |
| HSKT63.R220.130.K1.IK | 101 | 63 | 0,6 | l_1+l_k | 111 | f_1+f_3 | 12,5 | 220001 |
| HSKT63.R220.150.K1.IK | 121 | 63 | 0,6 | l_1+l_k | 131 | f_1+f_3 | 12,5 | 220001 |
| HSKT63.R220.175.K1.IK | 146 | 63 | 0,6 | l_1+l_k | 156 | f_1+f_3 | 12,5 | 220001 |

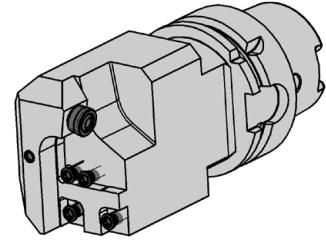
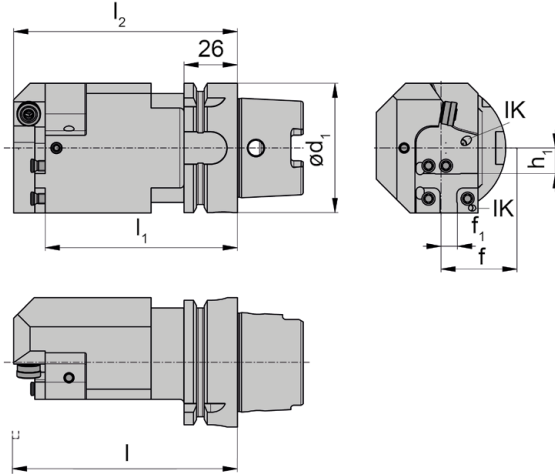
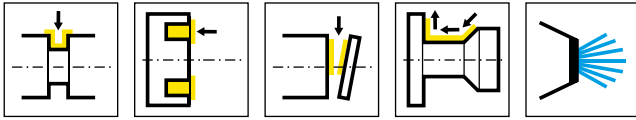
l_k et f₃ voir cassettes
l_k e f₃ vd. cartucce

à utilisation sur des machines Multi-fonctions
da utilizzare su macchine multi-tasking

Pièces Détachées

Ricambi

| Base de support Attacco Base | Vis de serrage Vite di serraggio | Buse de pulvérisation d'arrosage Ugello nebulizzazione refrigerante | Tournevis TORX PLUS® Cacciavite TORX PLUS® |
|---------------------------------|-------------------------------------|--|---|
| HSKT63... | 5.12T20P | 020.1008.2977 | T20PQ |



R = version à droite représentée
R = versione destra come in figura

L = version à gauche
L = versione sinistra

| N° de commande Codice prodotto | l_1 | d | f_1 | l | l_2 | f | h_1 | HWS |
|-----------------------------------|-------|----|-------|-----------|-------|-----------|-------|--------|
| HSKT63.L220.110.K2.IK | 93,6 | 63 | 8 | l_1+l_K | 108,8 | f_1+l_K | 12,5 | 220001 |
| HSKT63.L220.130.K2.IK | 101 | 63 | 8 | l_1+l_K | 111 | f_1+l_K | 12,5 | 220001 |
| HSKT63.L220.150.K2.IK | 133,6 | 63 | 8 | l_1+l_K | 148,8 | f_1+l_K | 12,5 | 220001 |
| HSKT63.L220.175.K2.IK | 158,6 | 63 | 8 | l_1+l_K | 117,8 | f_1+l_K | 12,5 | 220001 |
| HSKT63.R220.110.K2.IK | 93,6 | 63 | 8 | l_1+l_K | 108,8 | f_1+l_K | 12,5 | 220002 |
| HSKT63.R220.130.K2.IK | 113,6 | 63 | 8 | l_1+l_K | 111 | f_1+l_K | 12,5 | 220002 |
| HSKT63.R220.150.K2.IK | 133,6 | 63 | 8 | l_1+l_K | 148,8 | f_1+l_K | 12,5 | 220002 |
| HSKT63.R220.175.K2.IK | 158,6 | 63 | 8 | l_1+l_K | 173,8 | f_1+l_K | 12,5 | 220002 |

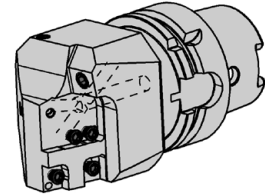
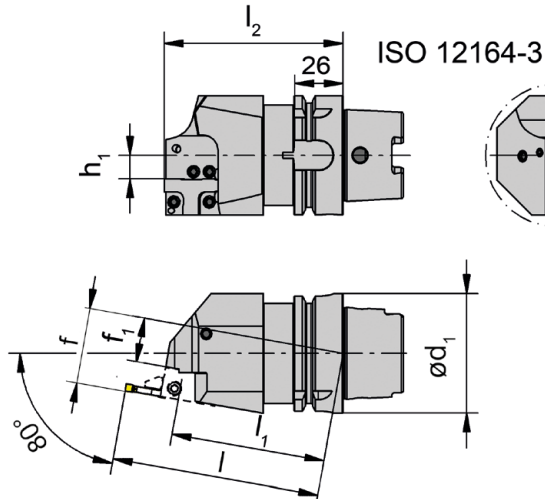
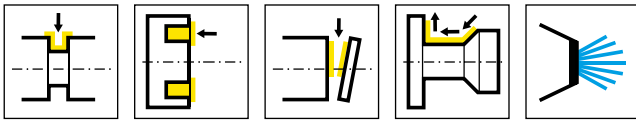
IK et f3 voir cassettes
IK e f3 vd. cartucce

à utilisation sur des machines Multi-fonctions
da utilizzare su macchine multi-tasking

Pièces Détachées

Ricambi

| Base de support Attacco Base | Vis de serrage Vite di serraggio | Buse de pulvérisation d'arrosage Ugello nebulizzazione refrigerante | Tournevis TORX PLUS® Cacciavite TORX PLUS® |
|---------------------------------|-------------------------------------|--|---|
| HSKT63... | 5.12T20P | 020.1008.2977 | T20PQ |



R = version à droite représentée
R = versione destra come in figura

L = version à gauche
L = versione sinistra

| N° de commande Codice prodotto | l_1 | d_1 | f_1 | l | l_2 | f | h_1 | HWS |
|-----------------------------------|-------|-------|-------|-----------|-------|-----------|-------|--------|
| HSKT63.L220.110.K3.IK | 81 | 63 | 23,4 | l_1+l_k | 94,5 | f_1+f_3 | 12,5 | 220002 |
| HSKT63.L220.120.K3.IK | 91 | 63 | 25 | l_1+l_k | 104,7 | f_1+f_3 | 12,5 | 220002 |
| HSKT63.L220.130.K3.IK | 101 | 63 | 26,8 | l_1+l_k | 114,8 | f_1+f_3 | 12,5 | 220002 |
| HSKT63.L220.150.K3.IK | 121 | 63 | 30,3 | l_1+l_k | 135,1 | f_1+f_3 | 12,5 | 220002 |
| HSKT63.L220.175.K3.IK | 146 | 63 | 34,7 | l_1+l_k | 160,5 | f_1+f_3 | 12,5 | 220002 |
| HSKT63.R220.110.K3.IK | 81 | 63 | 23,4 | l_1+l_k | 94,5 | f_1+f_3 | 12,5 | 220001 |
| HSKT63.R220.120.K3.IK | 91 | 63 | 25 | l_1+l_k | 104,7 | f_1+f_3 | 12,5 | 220001 |
| HSKT63.R220.130.K3.IK | 101 | 63 | 26,8 | l_1+l_k | 114,8 | f_1+f_3 | 12,5 | 220001 |
| HSKT63.R220.150.K3.IK | 121 | 63 | 30,3 | l_1+l_k | 135,1 | f_1+f_3 | 12,5 | 220001 |
| HSKT63.R220.175.K3.IK | 146 | 63 | 34,7 | l_1+l_k | 160,5 | f_1+f_3 | 12,5 | 220001 |

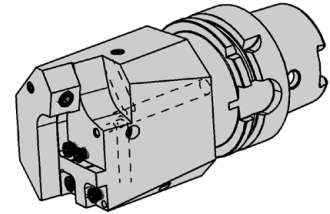
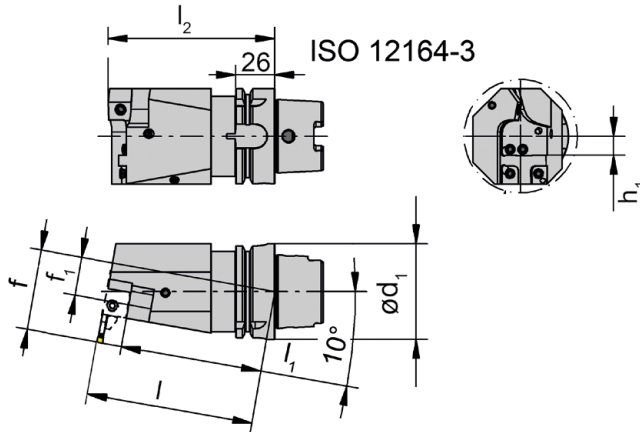
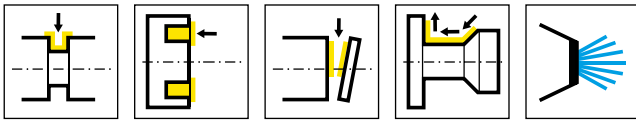
l_k et f_3 voir cassettes
 l_k e f_3 vd. cartucce

à utilisation sur des machines Multi-fonctions avec 10° d'inclinaison par rapport à la broche
da utilizzare su macchine multi-tasking con orientazione del mandrino a 10°

Pièces Détachées

Ricambi

| Base de support Attacco Base | Vis de serrage Vite di serraggio | Tournevis TORX PLUS® Cacciavite TORX PLUS® |
|---------------------------------|-------------------------------------|---|
| HSKT63... | 5.12T20P | T20PQ |



R = version à droite représentée
R = versione destra come in figura

L = version à gauche
L = versione sinistra

| N° de commande Codice prodotto | l_1 | d_1 | f_1 | l | l_2 | f | h_1 | HWS |
|-----------------------------------|-------|-------|-------|-----------|-------|-----------|-------|--------|
| HSKT63.L220.110.K4.IK | 93,4 | 63 | 23,8 | l_1+l_k | 110,1 | f_1+f_3 | 12,5 | 220001 |
| HSKT63.L220.130.K4.IK | 113,6 | 63 | 27,4 | l_1+l_k | 130,4 | f_1+f_3 | 12,5 | 220001 |
| HSKT63.L220.150.K4.IK | 133,6 | 63 | 30,9 | l_1+l_k | 150 | f_1+f_3 | 12,5 | 220001 |
| HSKT63.L220.175.K4.IK | 158,6 | 63 | 35,3 | l_1+l_k | 176,1 | f_1+f_3 | 12,5 | 220001 |
| HSKT63.R220.110.K4.IK | 93,4 | 63 | 24,2 | l_1+l_k | 110,1 | f_1+f_3 | 12,5 | 220002 |
| HSKT63.R220.130.K4.IK | 113,6 | 63 | 27,8 | l_1+l_k | 130,4 | f_1+f_3 | 12,5 | 220002 |
| HSKT63.R220.150.K4.IK | 133,6 | 63 | 31,3 | l_1+l_k | 150 | f_1+f_3 | 12,5 | 220002 |
| HSKT63.R220.175.K4.IK | 158,6 | 63 | 35,7 | l_1+l_k | 176,1 | f_1+f_3 | 12,5 | 220002 |

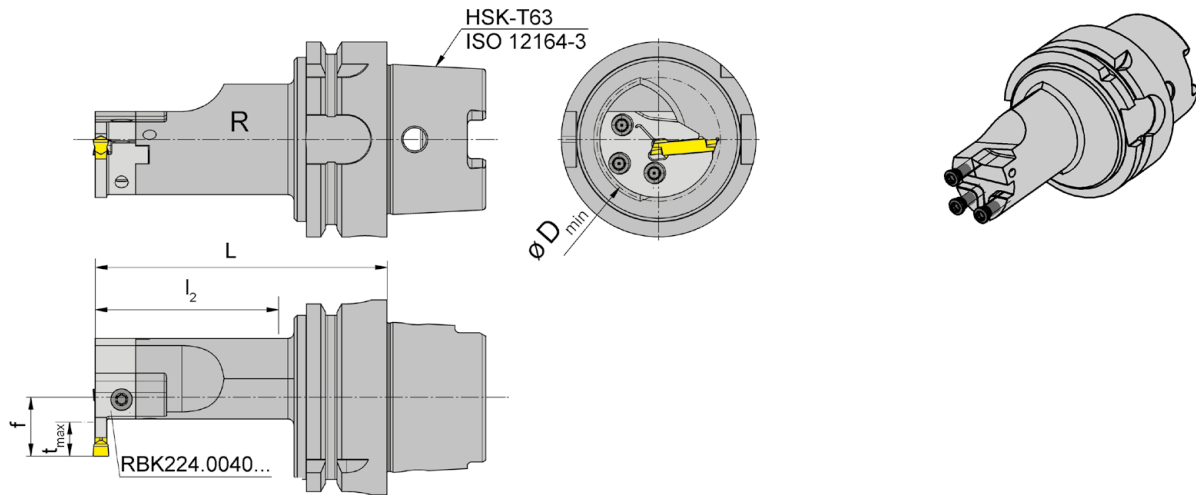
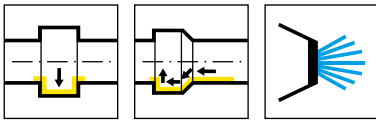
l_k et f_3 voir cassettes
 l_k e f_3 vd. cartucce

à utilisation sur des machines Multi-fonctions avec 10° d'inclinaison par rapport à la broche
da utilizzare su macchine multi-tasking con orientazione del mandrino a 10°

Pièces Détachées

Ricambi

| Base de support Attacco Base | Vis de serrage Vite di serraggio | Tournevis TORX PLUS® Cacciavite TORX PLUS® |
|---------------------------------|-------------------------------------|---|
| HSKT63... | 5.12T20P | T20PQ |



R = version à droite représentée
R = versione destra come in figura

L = version à gauche
L = versione sinistra

| N° de commande Codice prodotto | f | L | t_{max} | D_{min} | l_2 | HWS |
|-----------------------------------|----|-----|-----------|-----------|-------|--------|
| HSKT63.LB224.095.K2 | 19 | 95 | 11 | 39 | 60 | BK2242 |
| HSKT63.LB224.115.K2 | 19 | 115 | 11 | 39 | 80 | BK2242 |
| HSKT63.RB224.095.K2 | 19 | 95 | 11 | 39 | 60 | BK2241 |
| HSKT63.RB224.115.K2 | 19 | 115 | 11 | 39 | 80 | BK2241 |

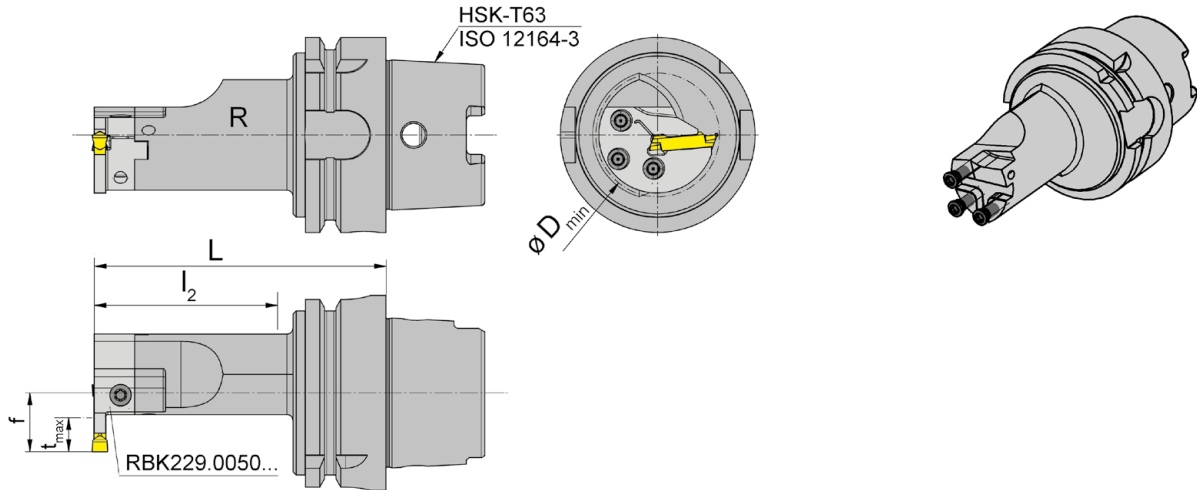
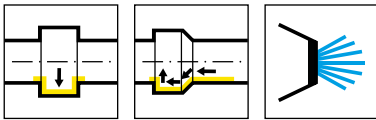
à utilisation sur des machines Multi-fonctions
da utilizzare su macchine multi-tasking

pour cassettes BK224 **sans** arrosage interne
per cartucce BK224 **senza** lubrorefrigerante

Pièces Détachées

Ricambi

| Base de support Attacco Base | Vis de serrage Vite di serraggio | Tournevis TORX PLUS® Cacciavite TORX PLUS® |
|---------------------------------|-------------------------------------|---|
| HSKT63... | 030.0518.T20P | T20PQ |



R = version à droite représentée
R = versione destra come in figura

L = version à gauche
L = versione sinistra

| N° de commande Codice prodotto | f | L | t _{max} | D _{min} | l ₂ | HWS |
|-----------------------------------|------|-----|------------------|------------------|----------------|--------|
| HSKT63.LB229.095.K2 | 24,2 | 95 | 12 | 50 | 60 | BK2292 |
| HSKT63.LB229.115.K2 | 24,2 | 115 | 12 | 50 | 80 | BK2292 |
| HSKT63.RB229.095.K2 | 24,2 | 95 | 12 | 50 | 60 | BK2291 |

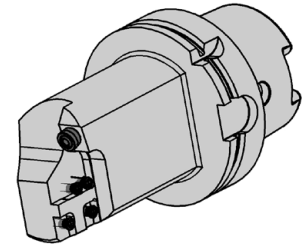
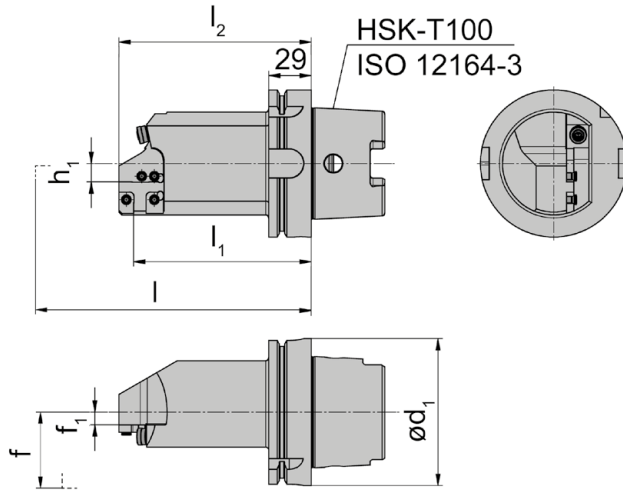
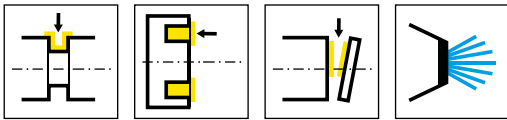
à utilisation sur des machines Multi-fonctions
da utilizzare su macchine multi-tasking

pour cassettes BK229 **sans** arrosage interne
per cartucce BK229 **senza** lubrorefrigerante

Pièces Détachées

Ricambi

| Base de support Attacco Base | Vis de serrage Vite di serraggio | Tournevis TORX PLUS® Cacciavite TORX PLUS® |
|---------------------------------|-------------------------------------|---|
| HSKT63... | 030.0518.T20P | T20PQ |



R = version à droite représentée
R = versione destra come in figura

L = version à gauche
L = versione sinistra

| N° de commande Codice prodotto | l_1 | d_1 | f_1 | l | l_2 | f | h_1 | HWS |
|-----------------------------------|-------|-------|-------|-----------|-------|-----------|-------|--------|
| HSKT100.L220.150.K1.IK | 121 | 100 | 8,6 | l_1+l_k | 131 | f_1+f_3 | 12,5 | 220002 |
| HSKT100.R220.150.K1.IK | 121 | 100 | 8,6 | l_1+l_k | 131 | f_1+f_3 | 12,5 | 220001 |

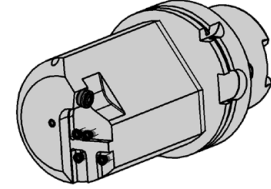
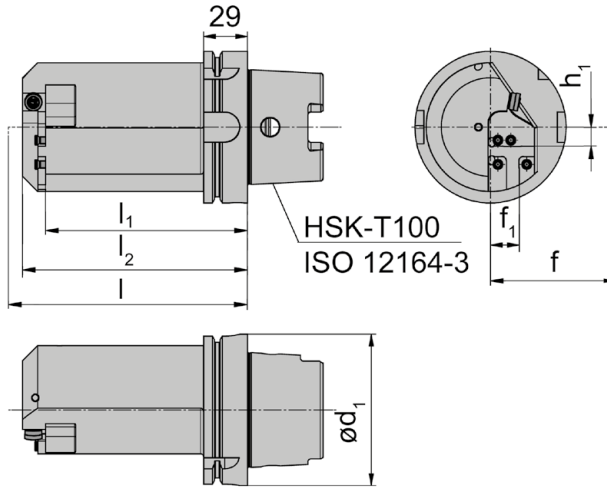
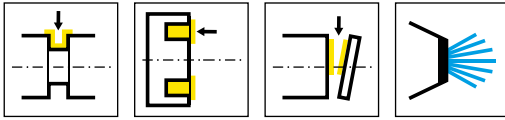
l_k et f_3 voir cassettes
 l_k e f_3 vd. cartucce

à utilisation sur des machines Multi-fonctions
da utilizzare su macchine multi-tasking

Pièces Détachées

Ricambi

| Base de support Attacco Base | Vis de serrage Vite di serraggio | Tournevis TORX PLUS® Cacciavite TORX PLUS® |
|---------------------------------|-------------------------------------|---|
| HSKT100... | 5.12T20P | T20PQ |



R = version à droite représentée
R = versione destra come in figura

L = version à gauche
L = versione sinistra

| N° de commande Codice prodotto | l_1 | d_1 | f_1 | l | l_2 | f | h_1 | HWS |
|-----------------------------------|-------|-------|-------|-----------|-------|-----------|-------|--------|
| HSKT100.L220.150.K2.IK | 133,6 | 100 | 19 | f_1+l_K | 148,8 | l_1+f_3 | 12,5 | 220001 |
| HSKT100.R220.150.K2.IK | 133,6 | 100 | 19 | f_1+l_K | 148,8 | l_1+f_3 | 12,5 | 220002 |

l_K et f_3 voir cassettes
 l_K e f_3 vd. cartucce

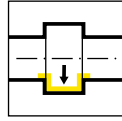
à utilisation sur des machines Multi-fonctions
da utilizzare su macchine multi-tasking

Pièces Détachées

Ricambi

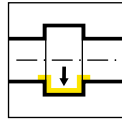
| Base de support Attacco Base | Vis de serrage Vite di serraggio | Tournevis TORX PLUS® Cacciavite TORX PLUS® |
|---------------------------------|-------------------------------------|---|
| HSKT100... | 5.12T20P | T20PQ |

Base de support
Attacco Base
B223/B224/B229



Page/Pag.
56, 58, 61

Cassette
Cartuccia
BK223/BK224/BK229



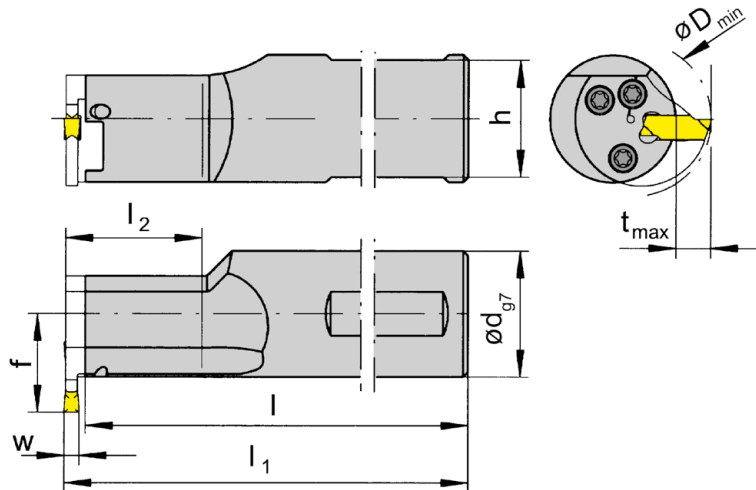
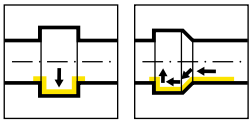
Page/Pag.
57, 59-60, 62-63

BK



**Cassettes pour
usinage intérieur**

**Cartuccia per
lavorazioni interne**



R = version à droite représentée
R = versione destra come in figura

L = version à gauche
L = versione sinistra a specchio

| N° de commande Codice prodotto | l_1 | d | l | l_2 | h | f | HWS |
|-----------------------------------|-------------|----|-------|-------|----|------|--------|
| RB223.0025.1.K2 | $l+b_1+w/2$ | 25 | 116,1 | 30 | 23 | 19,5 | BK2231 |
| RB223.0025.2.K2 | $l+b_1+w/2$ | 25 | 146,1 | 60 | 23 | 19,5 | BK2231 |
| RB223.0032.1.K2 | $l+b_1+w/2$ | 32 | 146,1 | 30 | 30 | 23 | BK2231 |
| RB223.0032.2.K2 | $l+b_1+w/2$ | 32 | 176,1 | 60 | 30 | 23 | BK2231 |
| LB223.0025.1.K2 | $l+b_1+w/2$ | 25 | 116,1 | 30 | 23 | 19,5 | BK2232 |
| LB223.0025.2.K2 | $l+b_1+w/2$ | 25 | 146,1 | 60 | 23 | 19,5 | BK2232 |
| LB223.0032.1.K2 | $l+b_1+w/2$ | 32 | 146,1 | 30 | 30 | 23 | BK2232 |
| LB223.0032.2.K2 | $l+b_1+w/2$ | 32 | 176,1 | 60 | 30 | 23 | BK2232 |

w voir plaquettes amovibles
w vd. inserti

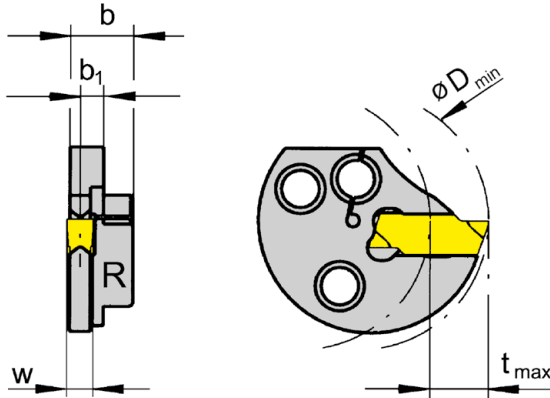
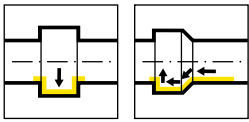
Dimensions pour D_{min} , t_{max} et b_1 voir cassettes
Per le dimensioni D_{min} , t_{max} e b_1 vd. sezione cartucce

pour cassettes BK223 **sans** arrosage interne
per cartucce BK223 **senza** lubrorefrigerante

Pièces Détachées

Ricambi

| Base de support Attacco Base | Vis de serrage Vite di serraggio | Tournevis TORX PLUS® Cacciavite TORX PLUS® |
|---------------------------------|-------------------------------------|---|
| R/LB223... | 4.09T15P | T15PL |



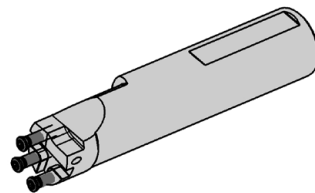
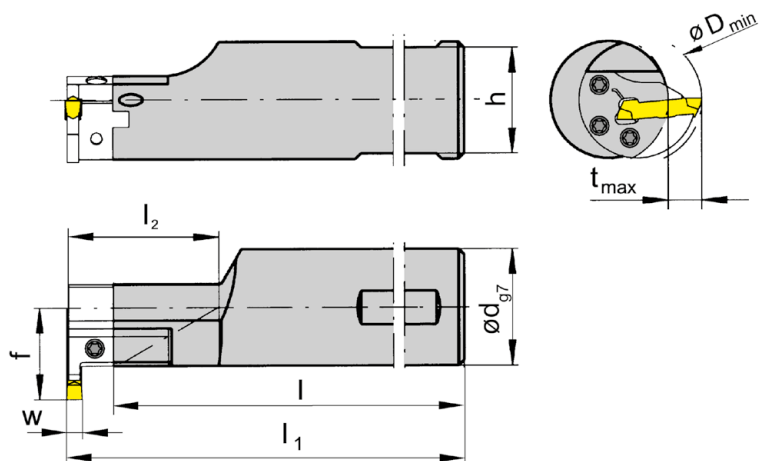
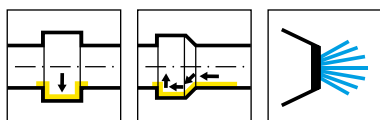
R = version à droite représentée
R = versione destra come in figura

L = version à gauche
L = versione sinistra a specchio

| N° de commande Codice prodotto | D _{min} | t _{max} | b | b ₁ | HWS | HMS |
|-----------------------------------|------------------|------------------|-----|----------------|-------|--------|
| RBK223.0028.01 | 28 | 6,3 | 7,4 | 3,1 | 22301 | BK2231 |
| RBK223.0028.02 | 28 | 6,3 | 7,4 | 2,95 | 22302 | BK2231 |
| RBK223.0028.03 | 28 | 6,3 | 7,4 | 2,7 | 22303 | BK2231 |
| LBK223.0028.01 | 28 | 6,3 | 7,4 | 3,1 | 22301 | BK2232 |
| LBK223.0028.02 | 28 | 6,3 | 7,4 | 2,95 | 22302 | BK2232 |
| LBK223.0028.03 | 28 | 6,3 | 7,4 | 2,7 | 22303 | BK2232 |

w voir plaquettes amovibles
w vd. inserti

La vis de serrage est vendue avec le base de support.
La vite di bloccaggio è fornita col portainserto base - non va ordinata separatamente.
pour base du support B223 **sans** arrosage interne
per attacco base B223 **senza** lubrorefrigerante



R = version à droite représentée
R = versione destra come in figura

L = version à gauche
L = versione sinistra a specchio

| N° de commande Codice prodotto | l_1 | d | l | l_2 | h | f | HWS |
|-----------------------------------|-------------|----|-------|-------|----|----|--------|
| RB224.0032.1.K2.IK | $l+b_1+w/2$ | 32 | 136,6 | 30 | 30 | 28 | BK2241 |
| RB224.0032.2.K2.IK | $l+b_1+w/2$ | 32 | 166,3 | 60 | 30 | 28 | BK2241 |
| RB224.0040.1.K2.IK | $l+b_1+w/2$ | 40 | 136,3 | 30 | 38 | 32 | BK2241 |
| RB224.0040.2.K2.IK | $l+b_1+w/2$ | 40 | 166,3 | 60 | 38 | 32 | BK2241 |
| LB224.0032.1.K2.IK | $l+b_1+w/2$ | 32 | 136,6 | 30 | 30 | 28 | BK2242 |
| LB224.0032.2.K2.IK | $l+b_1+w/2$ | 32 | 166,3 | 60 | 30 | 28 | BK2242 |
| LB224.0040.1.K2.IK | $l+b_1+w/2$ | 40 | 136,3 | 30 | 38 | 32 | BK2242 |
| LB224.0040.2.K2.IK | $l+b_1+w/2$ | 40 | 166,3 | 60 | 38 | 32 | BK2242 |

w voir plaquettes amovibles
w vd. inserti

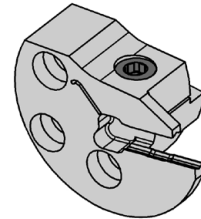
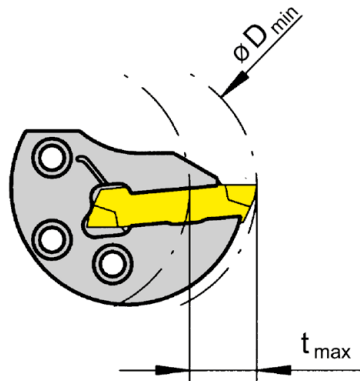
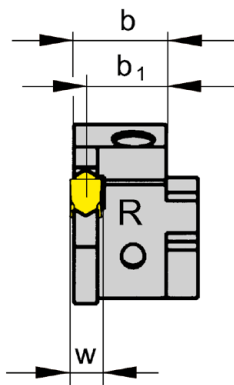
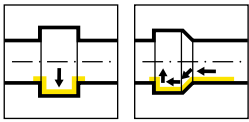
Dimensions pour Dmin, tmax et b1 voir cassettes
Per le dimensioni Dmin, tmax e b1 vd. sezione cartucce

pour cassettes BK224 **avec** arrosage interne
per cartucce BK224 **con** lubrorefrigerante

Pièces Détachées

Ricambi

| Base de support Attacco Base | Vis de serrage Vite di serraggio | Tournevis TORX PLUS® Cacciavite TORX PLUS® |
|---------------------------------|-------------------------------------|---|
| R/LB224... | 030.0518.T20P | T20PQ |



R = version à droite représentée
R = versione destra come in figura

L = version à gauche
L = versione sinistra

| N° de commande Codice prodotto | D _{min} | t _{max} | b | b ₁ | HWS | HMS |
|-----------------------------------|------------------|------------------|-------|----------------|--------|--------|
| RBK224.0040.01 | 40 | 11 | 13,4 | 12,7 | 224018 | B22401 |
| RBK224.0040.02 | 40 | 11 | 13,35 | 12,45 | 224028 | B22401 |
| RBK224.0040.03 | 40 | 11 | 13,3 | 12,2 | 224038 | B22401 |
| RBK224.0040.04 | 40 | 11 | 13,15 | 11,7 | 224048 | B22401 |
| RBK224.0040.05 | 40 | 11 | 13,05 | 11,2 | 224058 | B22401 |
| RBK224.0040.06 | 40 | 11 | 12,95 | 10,7 | 224068 | B22401 |
| LBK224.0040.01 | 40 | 11 | 13,4 | 12,7 | 224018 | B22402 |
| LBK224.0040.02 | 40 | 11 | 13,35 | 12,45 | 224028 | B22402 |
| LBK224.0040.03 | 40 | 11 | 13,3 | 12,2 | 224038 | B22402 |
| LBK224.0040.04 | 40 | 11 | 13,15 | 11,7 | 224048 | B22402 |
| LBK224.0040.05 | 40 | 11 | 13,05 | 11,2 | 224058 | B22402 |
| LBK224.0040.06 | 40 | 11 | 12,95 | 10,7 | 224068 | B22402 |

w voir plaquettes amovibles
w vd. inserti

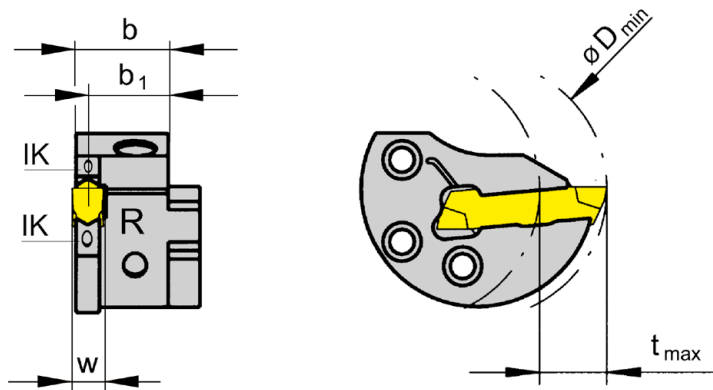
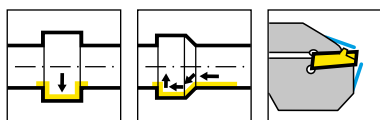
La vis de serrage est vendue avec le base de support.
La vite di bloccaggio è fornita col portainserito base - non va ordinata separatamente.

pour base du support B224 **sans** arrosage interne
per attacco base B224 **senza** lubrorefrigerante

Pièces Détachées

Ricambi

| Cassette Cartuccia | Vis de serrage Vite di serraggio | Tournevis TORX PLUS® Cacciavite TORX PLUS® |
|-----------------------|-------------------------------------|---|
| R/LBK224... | 5.13T20EP | T20PQ |



R = version à droite représentée
R = versione destra come in figura

L = version à gauche
L = versione sinistra

| N° de commande Codice prodotto | D _{min} | t _{max} | b | b ₁ | HWS | HMS |
|-----------------------------------|------------------|------------------|-------|----------------|--------|--------|
| RBK224.0040.01.IK | 40 | 11 | 13,5 | 12,7 | 224018 | B22401 |
| RBK224.0040.02.IK | 40 | 11 | 13,45 | 12,45 | 224028 | B22401 |
| RBK224.0040.03.IK | 40 | 11 | 13,4 | 12,2 | 224038 | B22401 |
| RBK224.0040.04.IK | 40 | 11 | 13,35 | 11,7 | 224048 | B22401 |
| RBK224.0040.05.IK | 40 | 11 | 13,2 | 11,2 | 224058 | B22401 |
| RBK224.0040.06.IK | 40 | 11 | 13,05 | 10,7 | 224068 | B22401 |
| LBK224.0040.01.IK | 40 | 11 | 13,5 | 12,7 | 224018 | B22402 |
| LBK224.0040.02.IK | 40 | 11 | 13,45 | 12,45 | 224028 | B22402 |
| LBK224.0040.03.IK | 40 | 11 | 13,4 | 12,2 | 224038 | B22402 |
| LBK224.0040.04.IK | 40 | 11 | 13,35 | 11,7 | 224048 | B22402 |
| LBK224.0040.05.IK | 40 | 11 | 13,2 | 11,2 | 224058 | B22402 |
| LBK224.0040.06.IK | 40 | 11 | 13,05 | 10,7 | 224068 | B22402 |

w voir plaquettes amovibles
w vd. inserti

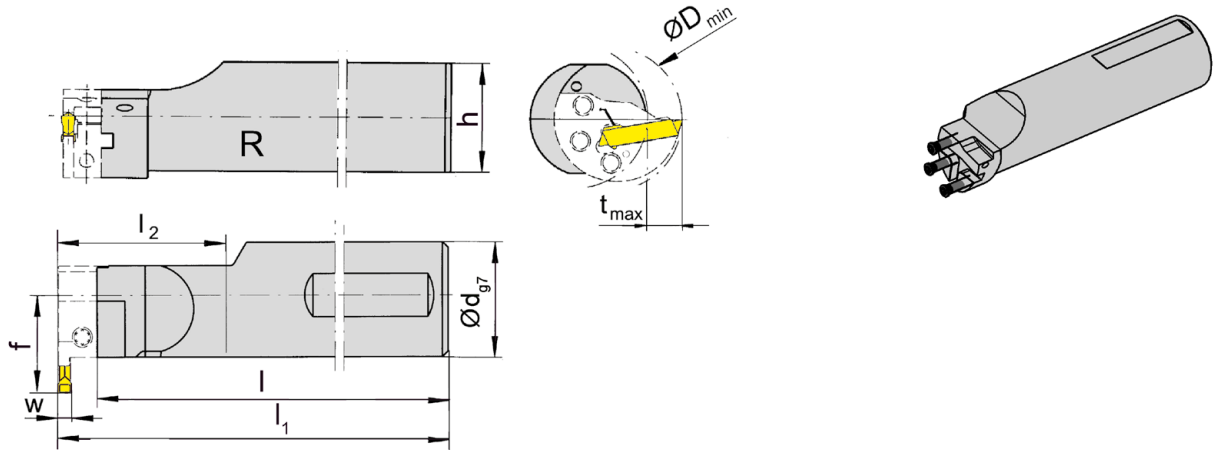
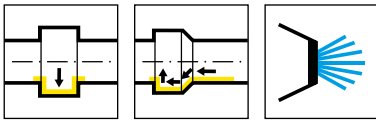
La vis de serrage est vendue avec le base de support.
La vite di bloccaggio è fornita col portainserto base - non va ordinata separatamente.

pour base du support B224 **avec** arrosage interne
per attacco base B224 **con** lubrorefrigerante

Pièces Détachées

Ricambi

| Cassette Cartuccia | Vis de serrage Vite di serraggio | Tournevis TORX PLUS® Cacciavite TORX PLUS® |
|-----------------------|-------------------------------------|---|
| R/LBK224... | 5.13T20EP | T20PQ |



R = version à droite représentée
R = versione destra come in figura

L = version à gauche
L = versione sinistra a specchio

| N° de commande Codice prodotto | d | l | l ₂ | h | f | HWS |
|-----------------------------------|----|-------|----------------|----|------|--------|
| RB229.0040.1.K2.IK | 40 | 172,5 | 30 | 38 | 35,5 | BK2291 |
| RB229.0040.2.K2.IK | 40 | 185,5 | 60 | 38 | 35,5 | BK2291 |
| LB229.0040.1.K2.IK | 40 | 172,5 | 30 | 38 | 35,5 | BK2292 |
| LB229.0040.2.K2.IK | 40 | 185,5 | 60 | 38 | 35,5 | BK2292 |

w voir plaquettes amovibles
w vd. inserti

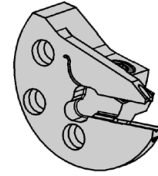
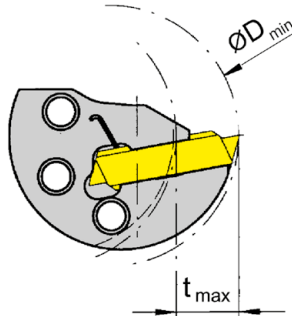
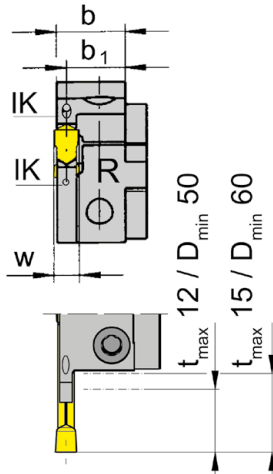
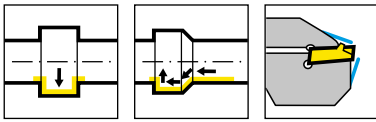
Dimensions pour Dmin, tmax et b1 voir cassettes
Per le dimensioni Dmin, tmax e b1 vd. sezione cartucce

pour cassettes BK229 avec arrosage interne
per cartucce BK223 con lubrorefrigerante

Pièces Détachées

Ricambi

| Base de support Attacco Base | Vis de serrage Vite di serraggio | Tournevis TORX PLUS® Cacciavite TORX PLUS® |
|---------------------------------|-------------------------------------|---|
| R/LB229... | 030.0518.T20P | T20PQ |



R = version à droite représentée
R = versione destra come in figura

L = version à gauche
L = versione sinistra

| N° de commande Codice prodotto | b | b ₁ | HWS | HMS |
|-----------------------------------|-------|----------------|-----------------|--------|
| RBK229.0050.03.IK | 14,2 | 13 | 229030 | BK2291 |
| RBK229.0050.04.IK | 14,15 | 12,5 | 229040 | BK2291 |
| RBK229.0050.05.IK | 13,8 | 11,5 | 229050 • 229051 | BK2292 |
| LBK229.0050.03.IK | 14,2 | 13 | 229030 | BK2292 |
| LBK229.0050.04.IK | 14,15 | 12,5 | 229040 | BK2292 |
| LBK229.0050.05.IK | 13,8 | 11,5 | 229050 • 229051 | BK2292 |

w voir plaquettes amovibles
w vd. inserti

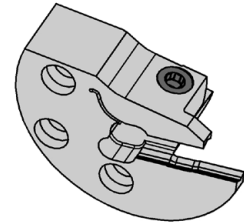
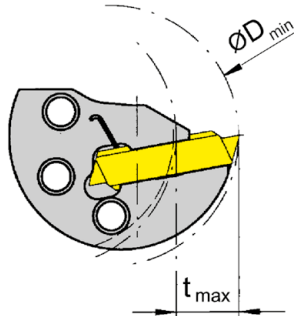
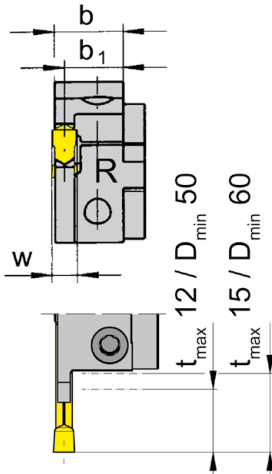
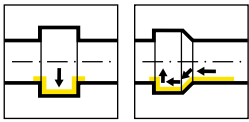
La vis de serrage est vendue avec le base de support.
La vite di bloccaggio è fornita col portainserito base - non va ordinata separatamente.

pour base du support B229 **avec** arrosage interne
per attacco base B229 **con** lubrorefrigerante

Pièces Détachées

Ricambi

| Cassette Cartuccia | Vis de serrage Vite di serraggio | Tournevis TORX PLUS® Cacciavite TORX PLUS® |
|-----------------------|-------------------------------------|---|
| R/LBK229.0050.... | 5.13T20EP | T20PQ |



R = version à droite représentée
R = versione destra come in figura

L = version à gauche
L = versione sinistra

| N° de commande Codice prodotto | b | b ₁ | HWS | HMS |
|-----------------------------------|-------|----------------|-----------------|--------|
| RBK229.0050.03 | 14,25 | 13 | 229030 | BK2291 |
| RBK229.0050.04 | 14,2 | 12,5 | 229040 | BK2291 |
| RBK229.0050.05 | 13,85 | 11,5 | 229050 • 229051 | BK2291 |
| LBK229.0050.03 | 14,25 | 13 | 229030 | BK2292 |
| LBK229.0050.04 | 14,2 | 12,5 | 229040 | BK2292 |
| LBK229.0050.05 | 13,85 | 11,5 | 229050 • 229051 | BK2292 |

w voir plaquettes amovibles
w vd. inserti

La vis de serrage est vendue avec le base de support.
La vite di bloccaggio è fornita col portainserito base - non va ordinata separatamente.
pour base du support B229 **sans** arrosage interne
per attacco base B229 **senza** lubrorefrigerante

Pièces Détachées

Ricambi

| Cassette Cartuccia | Vis de serrage Vite di serraggio | Tournevis TORX PLUS® Cacciavite TORX PLUS® |
|-----------------------|-------------------------------------|---|
| R/LBK229... | 5.13T20EP | T20PQ |

Cassette

Cartuccia

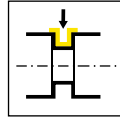
NK100/NK224/NK220/

NK274

NK34T/NK360/NK368/

NK356/NK316

NK64T

Page/Pag.
66-75

NK

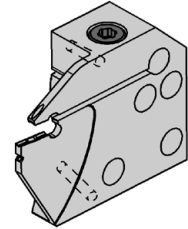
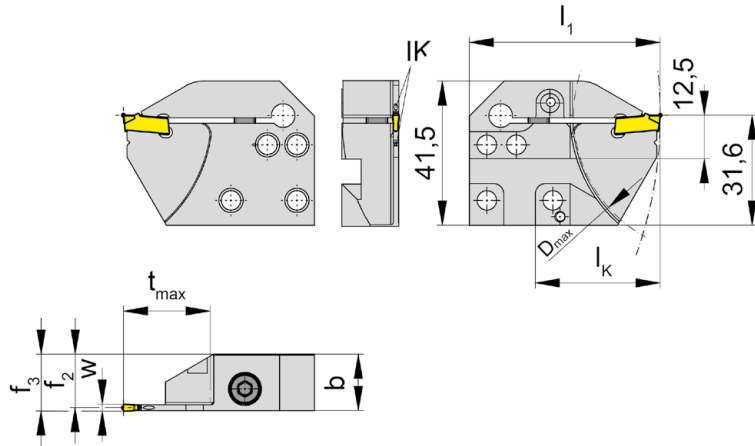
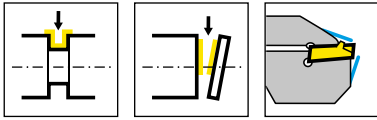


Cassettes pour usinage extérieur

| | |
|-------|-------|
| NK100 | NK360 |
| NK224 | NK368 |
| NK220 | NK356 |
| NK274 | NK316 |
| NK34T | NK64T |

Cartuccia per lavorazioni esterne

| | |
|-------|-------|
| NK100 | NK360 |
| NK224 | NK368 |
| NK220 | NK356 |
| NK274 | NK316 |
| NK34T | NK64T |



R = version à droite représentée
R = versione destra come in figura

L = version à gauche
L = versione sinistra a specchio

| N° de commande Codice prodotto | t_{max} | b | f_2 | f_3 | w | D_{max} | L_1 | L_K | HWS | HMS |
|-----------------------------------|-----------|-------|-------|-----------|-----|-----------|-------|-------|--------|--------|
| RNK100.3215.4.21.IK | 25 | 16,25 | 15,4 | $f_2+w/2$ | 2 | 80 | 55 | 36 | 100018 | 220001 |
| RNK100.3215.4.22.IK | 25 | 16,2 | 15,15 | $f_2+w/2$ | 2,5 | 80 | 55 | 36 | 100028 | 220001 |
| RNK100.3215.4.23.IK | 25 | 16,25 | 14,9 | $f_2+w/2$ | 3 | 80 | 55 | 36 | 100038 | 220001 |
| RNK100.3215.4.24.IK | 25 | 16,1 | 14,4 | $f_2+w/2$ | 4 | 80 | 55 | 36 | 100048 | 220001 |
| LNK100.3215.4.21.IK | 25 | 16,25 | 15,4 | $f_2+w/2$ | 2 | 80 | 55 | 36 | 100018 | 220002 |
| LNK100.3215.4.22.IK | 25 | 16,2 | 15,15 | $f_2+w/2$ | 2,5 | 80 | 55 | 36 | 100028 | 220002 |
| LNK100.3215.4.23.IK | 25 | 16,25 | 14,9 | $f_2+w/2$ | 3 | 80 | 55 | 36 | 100038 | 220002 |
| LNK100.3215.4.24.IK | 25 | 16,1 | 14,4 | $f_2+w/2$ | 4 | 80 | 55 | 36 | 100048 | 220002 |

à utilisation sur des machines Multi-fonctions
da utilizzare su macchine multi-tasking

La vis de serrage est vendue avec le base de support.
La vite di bloccaggio è fornita col portainsero base - non va ordinata separatamente.

Sortie du liquide de coupe:

Par le doigt de serrage et le support de la plaquette

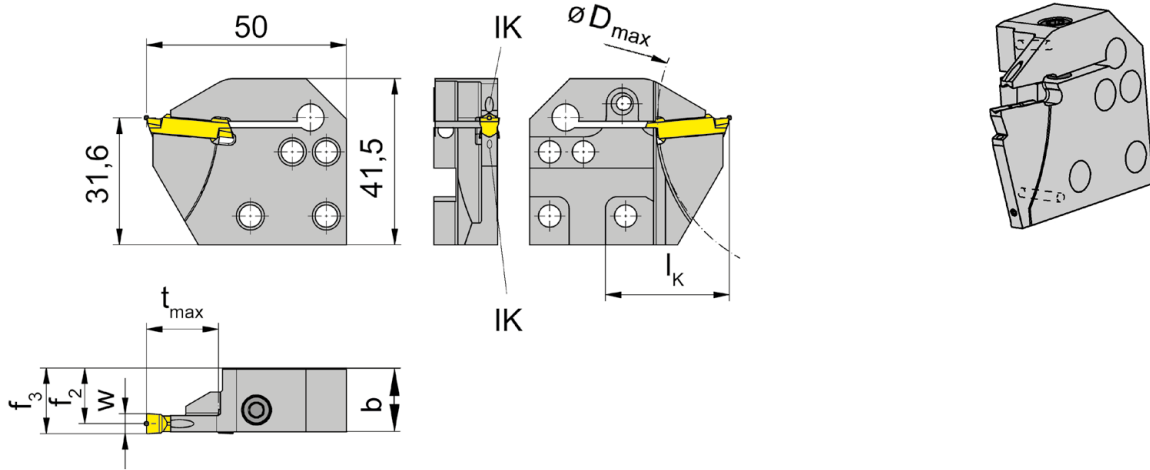
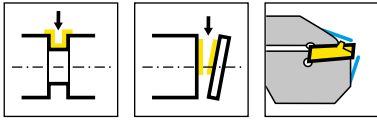
Tipo di adduzione:

Attraverso il supporto dell'insero e il "dito" di chiusura

Pièces Détachées

Ricambi

| Cassette Cartuccia | Vis de serrage Vite di serraggio | Tournevis TORX PLUS® Cacciavite TORX PLUS® |
|-----------------------|-------------------------------------|---|
| R/LNK100... | 6.23T25P | T25PQ |



R = version à droite représentée
R = versione destra come in figura

L = version à gauche
L = versione sinistra a specchio

| N° de commande Codice prodotto | t _{max} | b | f ₂ | f ₃ | D _{max} | l _k | HWS | HMS |
|-----------------------------------|------------------|-------|----------------|---------------------|------------------|----------------|--------|--------|
| RNK224.3215.2.01.IK | 18 | 16,1 | 15,4 | f ₂ +w/2 | 80 | 31 | 224018 | 220001 |
| RNK224.3215.2.02.IK | 18 | 16,15 | 15,15 | f ₂ +w/2 | 80 | 31 | 224028 | 220001 |
| RNK224.3215.4.03.IK | 18 | 16,15 | 14,9 | f ₂ +w/2 | 80 | 31 | 224038 | 220001 |
| RNK224.3215.4.04.IK | 18 | 16,05 | 14,4 | f ₂ +w/2 | 80 | 31 | 224048 | 220001 |
| RNK224.3215.4.05.IK | 18 | 15,95 | 13,9 | f ₂ +w/2 | 80 | 31 | 224058 | 220001 |
| RNK224.3215.4.06.IK | 18 | 15,8 | 13,4 | f ₂ +w/2 | 80 | 31 | 224068 | 220001 |
| LNK224.3215.2.01.IK | 18 | 16,1 | 15,4 | f ₂ +w/2 | 80 | 31 | 224018 | 220002 |
| LNK224.3215.2.02.IK | 18 | 16,15 | 15,15 | f ₂ +w/2 | 80 | 31 | 224028 | 220002 |
| LNK224.3215.4.03.IK | 18 | 16,15 | 14,9 | f ₂ +w/2 | 80 | 31 | 224038 | 220002 |
| LNK224.3215.4.04.IK | 18 | 16,05 | 14,4 | f ₂ +w/2 | 80 | 31 | 224048 | 220002 |
| LNK224.3215.4.05.IK | 18 | 15,95 | 13,9 | f ₂ +w/2 | 80 | 31 | 224058 | 220002 |
| LNK224.3215.4.06.IK | 18 | 15,8 | 13,4 | f ₂ +w/2 | 80 | 31 | 224068 | 220002 |

w voir plaquettes
w vd. inserti

La vis de serrage est vendue avec le base de support.
La vite di bloccaggio è fornita col portainserito base - non va ordinata separatamente.

Sortie du liquide de coupe:

- .2. = par le doigt de serrage
- .4. = par le doigt de serrage et le support de la plaquette

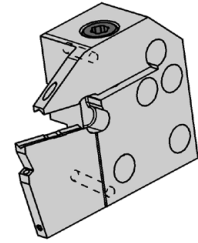
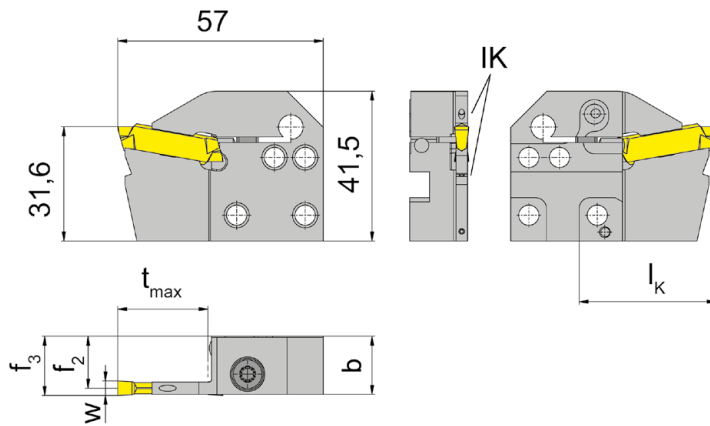
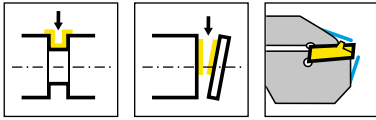
Tipo di adduzione:

- .2. = attraverso il supporto dell'inserto
- .4. = attraverso il supporto dell'inserto e il "dito" di chiusura

Pièces Détachées

Ricambi

| Cassette Cartuccia | Vis de serrage Vite di serraggio | Tournevis TORX PLUS® Cacciavite TORX PLUS® |
|-----------------------|-------------------------------------|---|
| R/LNK224... | 5.13T20P | T20PQ |



R = version à droite représentée
R = versione destra come in figura

L = version à gauche
L = versione sinistra a specchio

| N° de commande Codice prodotto | t _{max} | b | f ₂ | f ₃ | D _{max} | l ₁ | l _k | HWS | HMS |
|-----------------------------------|------------------|-------|----------------|---------------------|------------------|----------------|----------------|-----------------|--------|
| RNK220.3215.4.03.IK | 25 | 16,2 | 14,9 | f ₂ +w/2 | - | 57 | 38 | 229030 | 220001 |
| RNK220.3215.4.04.IK | 25 | 16,1 | 14,4 | f ₂ +w/2 | - | 57 | 38 | 229040 | 220001 |
| RNK220.3215.4.05.IK | 25 | 15,95 | 13,9 | f ₂ +w/2 | - | 57 | 38 | 229050 • 229051 | 220001 |
| RNK220.3215.4.06.IK | 25 | 15,85 | 13,4 | f ₂ +w/2 | - | 57 | 38 | 229060 • 229061 | 220001 |
| RNK220.3218.4.13.IK | 15 | 18,4 | 17,1 | f ₂ +w/2 | 180 | 51 | 32 | 229030 | 220001 |
| RNK220.3218.4.14.IK | 15 | 18,3 | 16,6 | f ₂ +w/2 | 180 | 51 | 32 | 229040 | 220001 |
| RNK220.3218.4.15.IK | 15 | 18,15 | 16,1 | f ₂ +w/2 | 180 | 51 | 32 | 229050 • 229051 | 220001 |
| RNK220.3218.4.16.IK | 15 | 18,05 | 15,6 | f ₂ +w/2 | 180 | 51 | 32 | 229060 • 229061 | 220001 |
| LNK220.3215.4.03.IK | 25 | 16,2 | 14,9 | f ₂ +w/2 | - | 57 | 38 | 229030 | 220002 |
| LNK220.3215.4.04.IK | 25 | 16,1 | 14,4 | f ₂ +w/2 | - | 57 | 38 | 229040 | 220002 |
| LNK220.3215.4.05.IK | 25 | 15,95 | 13,9 | f ₂ +w/2 | - | 57 | 38 | 229050 • 229051 | 220002 |
| LNK220.3215.4.06.IK | 25 | 15,85 | 13,4 | f ₂ +w/2 | - | 57 | 38 | 229060 • 229061 | 220002 |
| LNK220.3218.4.13.IK | 15 | 18,4 | 17,1 | f ₂ +w/2 | 180 | 51 | 32 | 229030 | 220002 |
| LNK220.3218.4.14.IK | 15 | 18,3 | 16,6 | f ₂ +w/2 | 180 | 51 | 32 | 229040 | 220002 |
| LNK220.3218.4.15.IK | 15 | 18,15 | 16,1 | f ₂ +w/2 | 180 | 51 | 32 | 229050 • 229051 | 220002 |
| LNK220.3218.4.16.IK | 15 | 18,05 | 15,6 | f ₂ +w/2 | 180 | 51 | 32 | 229060 • 229061 | 220002 |

w voir plaquettes
w vd. inserti

La vis de serrage est vendue avec le base de support.
La vite di bloccaggio è fornita col portainserito base - non va ordinata separatamente.

Sortie du liquide de coupe:

Par le doigt de serrage et le support de la plaquette

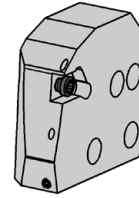
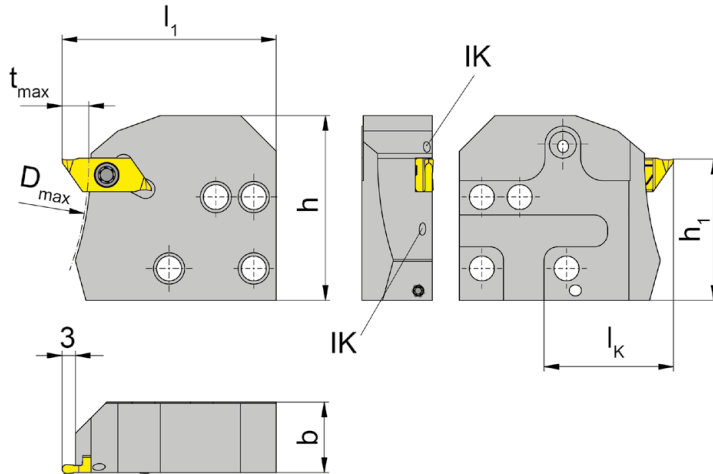
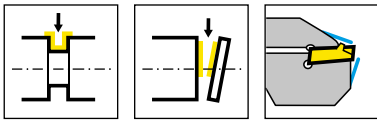
Tipo di adduzione:

Attraverso il supporto dell'inserto e il "dito" di chiusura

Pièces Détachées

Ricambi

| Cassette Cartuccia | Vis de serrage Vite di serraggio | Tournevis TORX PLUS® Cacciavite TORX PLUS® |
|-----------------------|-------------------------------------|---|
| R/LNK220... | 6.23T25P | T25PQ |



R = version à droite représentée
R = versione destra come in figura

L = version à gauche
L = versione sinistra a specchio

| N° de commande Codice prodotto | t _{max} | b | f ₂ | D _{max} | l ₁ | h | h ₁ | l _k | HWS | HMS |
|-----------------------------------|------------------|------|----------------|------------------|----------------|------|----------------|----------------|---------|--------|
| RNK274.0220.4.04.IK | 6 | 15,8 | 16 | 150 | 48 | 41,4 | 31,65 | 29 | 274040R | 220001 |
| LNK274.0220.4.04.IK | 6 | 15,8 | 16 | 150 | 48 | 41,4 | 31,65 | 29 | 274040L | 220002 |

La vis de serrage est vendue avec le base de support.
La vite di bloccaggio è fornita col portainserto base - non va ordinata separatamente.

Sortie du liquide de coupe:

Par le doigt de serrage et le support de la plaquette

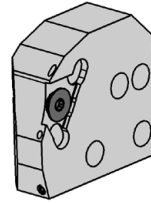
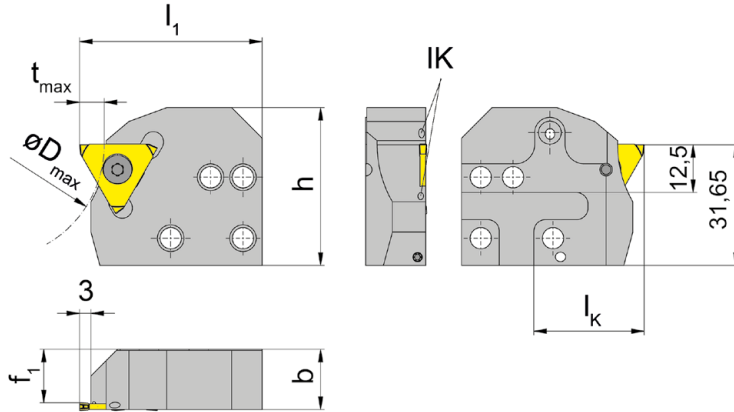
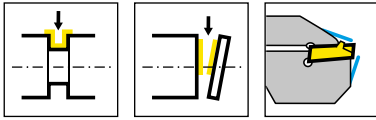
Tipo di adduzione:

Attraverso il supporto dell'inserto e il "dito" di chiusura

Pièces Détachées

Ricambi

| Cassette Cartuccia | Vis de serrage Vite di serraggio | Tournevis TORX PLUS® Cacciavite TORX PLUS® |
|-----------------------|-------------------------------------|---|
| R/LNK274.0220.4.04.IK | 030.3509.T15P | T15PQ |



R = version à droite représentée
R = versione destra come in figura

L = version à gauche
L = versione sinistra a specchio

| N° de commande Codice prodotto | t _{max} | b | f | f ₁ | D _{max} | l ₁ | h | l _k | HWS | HMS |
|-----------------------------------|------------------|------|----------------------------------|----------------|------------------|----------------|------|----------------|--------|--------|
| RNK34T.0220.4.00.IK | 6,5 | 15,8 | f ₁ +w+a ₁ | 15 | 60 | 48 | 41,4 | 29 | 34T00R | 220001 |
| RNK34T.0220.4.10.IK | 6,5 | 15,8 | f ₁ +w+a ₁ | 14,3 | 60 | 48 | 41,4 | 29 | 34T01N | 220001 |
| RNK34T.0220.4.20.IK | 6,5 | 15,8 | f ₁ +w+a ₁ | 13,3 | 60 | 48 | 41,4 | 29 | 34T02N | 220001 |
| RNK34T.0220.4.30.IK | 6,5 | 15,8 | f ₁ +w+a ₁ | 12,3 | 60 | 48 | 41,4 | 29 | 34T03N | 220001 |
| RNK34T.0220.4.40.IK | 6,5 | 15,8 | f ₁ +w+a ₁ | 11,3 | 60 | 48 | 41,4 | 29 | 34T04N | 220001 |
| LNK34T.0220.4.00.IK | 6,5 | 15,8 | f ₁ +w+a ₁ | 15 | 60 | 48 | 41,4 | 29 | 34T00L | 220002 |
| LNK34T.0220.4.10.IK | 6,5 | 15,8 | f ₁ +w+a ₁ | 14,3 | 60 | 48 | 41,4 | 29 | 34T01N | 220002 |
| LNK34T.0220.4.20.IK | 6,5 | 15,8 | f ₁ +w+a ₁ | 13,3 | 60 | 48 | 41,4 | 29 | 34T02N | 220002 |
| LNK34T.0220.4.30.IK | 6,5 | 15,8 | f ₁ +w+a ₁ | 12,3 | 60 | 48 | 41,4 | 29 | 34T03N | 220002 |
| LNK34T.0220.4.40.IK | 6,5 | 15,8 | f ₁ +w+a ₁ | 11,3 | 60 | 48 | 41,4 | 29 | 34T04N | 220002 |

w, a₁ voir plaquettes amovibles
w, a₁ vd. inserti

La vis de serrage est vendue avec le base de support.
La vite di bloccaggio è fornita col portainserito base - non va ordinata separatamente.

Sortie du liquide de coupe:

Par le doigt de serrage et le support de la plaquette

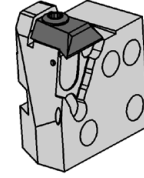
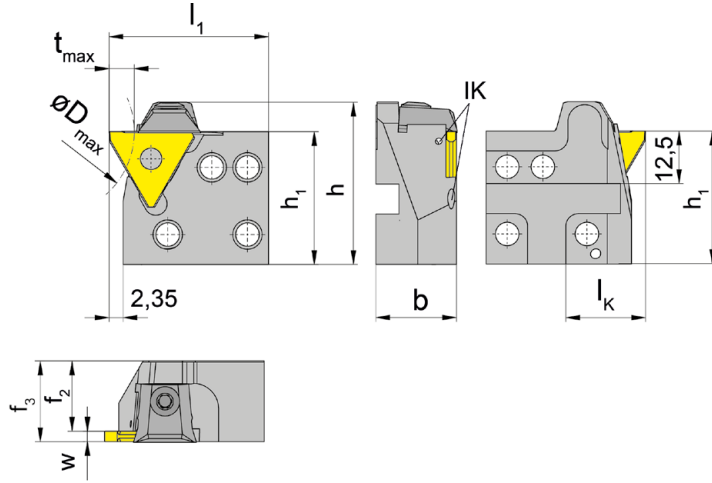
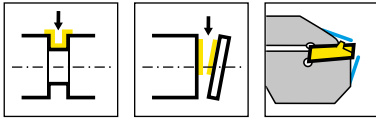
Tipo di adduzione:

Attraverso il supporto dell'inserto e il "dito" di chiusura

Pièces Détachées

Ricambi

| Cassette Cartuccia | Vis de serrage Vite di serraggio | Tournevis TORX PLUS® Cacciavite TORX PLUS® |
|--------------------------------|-------------------------------------|---|
| R/LNK34T.0220.4.00.IK/...10.IK | 030.4093.T15P | T15PQ |
| R/LNK34T.0220.4.20.IK | 030.4010.T15P | T15PQ |
| R/LNK34T.0220.4.30.IK/...40.IK | 030.5012.T15P | T15PQ |



R = version à droite représentée
R = versione destra come in figura

L = version à gauche
L = versione sinistra a specchio

| N° de commande Codice prodotto | t _{max} | b | f ₂ | f ₃ | D _{max} | l ₁ | h | h ₁ | l _K | HWS | HMS |
|-----------------------------------|------------------|------|----------------|----------------------------------|------------------|----------------|-------|----------------|----------------|---|--------|
| RNK360.0220.5.01.IK | 4 | 19,2 | 17,7 | f ₂ +w-a ₁ | 40 | 38 | 38,65 | 31,65 | 19 | 31201N • 31201R • 31201L • 31208N • 31211N | 220001 |
| RNK360.0220.5.02.IK | 6 | 19,2 | 16,7 | f ₂ +w-a ₁ | 40 | 38 | 38,65 | 31,65 | 19 | 31202N • 31202R • 31202L | 220001 |
| RNK360.0220.5.03.IK | 6 | 19,2 | 15,7 | f ₂ +w-a ₁ | 40 | 38 | 38,65 | 31,65 | 19 | 31203N • 31203R • 31203L | 220001 |
| RNK360.0220.5.04.IK | 6 | 19,2 | 14 | f ₂ +w-a ₁ | 40 | 38 | 38,65 | 31,65 | 19 | 31204N • 31204R • 31204L | 220001 |
| LNK360.0220.5.01.IK | 4 | 19,2 | 17,7 | f ₂ +w-a ₁ | 40 | 38 | 38,65 | 31,65 | 19 | 31201N • 31201R • 31201L • 31208N • 31211N | 220002 |
| LNK360.0220.5.02.IK | 6 | 19,2 | 16,7 | f ₂ +w-a ₁ | 40 | 38 | 38,65 | 31,65 | 19 | 31202N • 31202R • 31202L | 220002 |
| LNK360.0220.5.03.IK | 6 | 19,2 | 15,7 | f ₂ +w-a ₁ | 40 | 38 | 38,65 | 31,65 | 19 | 31203N • 31203R • 31203L | 220002 |
| LNK360.0220.5.04.IK | 6 | 19,2 | 14 | f ₂ +w-a ₁ | 40 | 38 | 38,65 | 31,65 | 19 | 31204N • 31204R • 31204L | 220002 |

w, a1 voir plaquettes amovibles
w, a1 vd. inserti

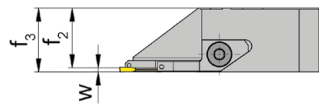
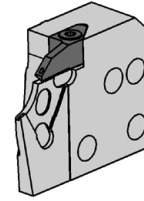
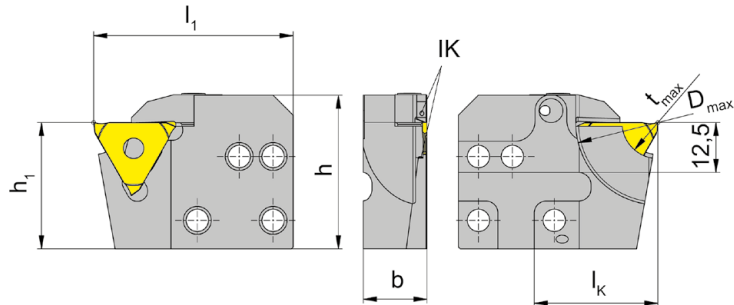
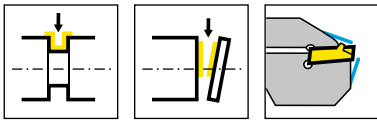
La vis de serrage est vendue avec le base de support.
La vite di bloccaggio è fornita col portainserito base - non va ordinata separatamente.

Sortie du liquide de coupe:
Par le support de la plaquette
Tipo di adduzione:
Attraverso il supporto dell'inserto

Pièces Détachées

Ricambi

| Cassette Cartuccia | Bride Staffa | Tournevis TORX PLUS® Cacciavite TORX PLUS® |
|-----------------------|-----------------|---|
| R/LNK360... | 14.4 | T15PQ |



R = version à droite représentée
R = versione destra come in figura

L = version à gauche
L = versione sinistra a specchio

| N° de commande Codice prodotto | t _{max} | b | f ₂ | f ₃ | D _{max} | h | h ₁ | l _K | HWS | HMS |
|-----------------------------------|------------------|----|----------------|----------------------------------|------------------|------|----------------|----------------|--------|--------|
| RNK368.0220.4.01.IK | 8 | 16 | 15 | f ₂ +w-a ₁ | 40 | 38,5 | 31,65 | 31 | 31208N | 220001 |
| RNK368.0220.4.02.IK | 8 | 16 | 14,7 | f ₂ +w-a ₁ | 40 | 38,5 | 31,65 | 31 | 31211N | 220001 |
| LNK368.0220.4.01.IK | 8 | 16 | 15 | f ₂ +w-a ₁ | 40 | 38,5 | 31,65 | 31 | 31208N | 220002 |
| LNK368.0220.4.02.IK | 8 | 16 | 14,7 | f ₂ +w-a ₁ | 40 | 38,5 | 31,65 | 31 | 31211N | 220002 |

w, a1 voir plaquettes amovibles
w, a1 vd. inserti

La vis de serrage est vendue avec le base de support.
La vite di bloccaggio è fornita col portainserito base - non va ordinata separatamente.

Sortie du liquide de coupe:

Par le doigt de serrage et le support de la plaquette

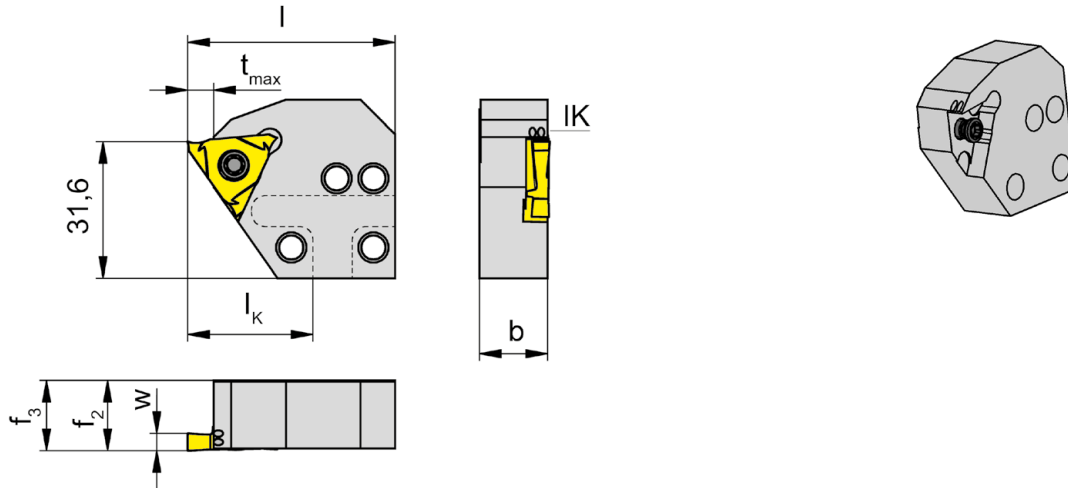
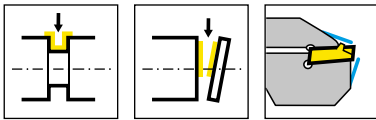
Tipo di adduzione:

Attraverso il supporto dell'inserto e il "dito" di chiusura

Pièces Détachées

Ricambi

| Cassette Cartuccia | Bride Staffa | Tournevis TORX PLUS® Cacciavite TORX PLUS® |
|-----------------------|----------------------|---|
| LNK368.0220.4.... | 010.0004.0586 | T10PL |
| RNK368.0220.4.... | 010.0004.0620 | T10PL |



R = version à droite représentée
R = versione destra come in figura

L = version à gauche
L = versione sinistra a specchio

| N° de commande Codice prodotto | t _{max} | b | f ₂ | f ₃ | D _{max} | l | l _K | HWS | HMS |
|-----------------------------------|------------------|------|----------------|--------------------------------|------------------|----|----------------|---------|--------|
| RNK356.0220.03.IK | 5 | 15,8 | 16,1 | f ₃ =f ₂ | - | 48 | 29 | 31503L | 220001 |
| RNK356.0220.05.IK | 5 | 15,8 | 16,3 | f ₃ =f ₂ | - | 48 | 29 | 31505L | 220001 |
| RNK356.0220.4.23.IK | 5 | 15,8 | 16,3 | f ₃ =f ₂ | 150 | 48 | 29 | 31503L | 220001 |
| RNK356.0220.4.25.IK | 5 | 15,8 | 16,3 | f ₃ =f ₂ | 150 | 48 | 29 | 31505L | 220001 |
| RNK356.0220.S.4.03.IK | 6 | 15,8 | 16,1 | f ₃ =f ₂ | 150 | 48 | 29 | S31503L | 220001 |
| LNK356.0220.03.IK | 5 | 15,8 | 16,1 | f ₃ =f ₂ | - | 48 | 29 | 31503R | 220002 |
| LNK356.0220.05.IK | 5 | 15,8 | 16,3 | f ₃ =f ₂ | - | 48 | 29 | 31505R | 220002 |
| LNK356.0220.4.23.IK | 5 | 15,8 | 16,3 | f ₃ =f ₂ | 150 | 48 | 29 | 31503R | 220002 |
| LNK356.0220.4.25.IK | 5 | 15,8 | 16,3 | f ₃ =f ₂ | 150 | 48 | 29 | 31505R | 220002 |
| LNK356.0220.S.4.03.IK | 6 | 15,8 | 16,1 | f ₃ =f ₂ | 150 | 48 | 29 | S31503R | 220002 |

La vis de serrage est vendue avec le base de support.

La vite di bloccaggio è fornita col portainsero base - non va ordinata separatamente.

Sortie du liquide de coupe:

.03./05. = par le doigt de serrage et le support de la plaquette

.23./25. = par le doigt de serrage

Tipo di adduzione:

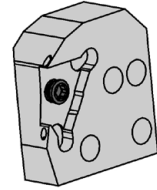
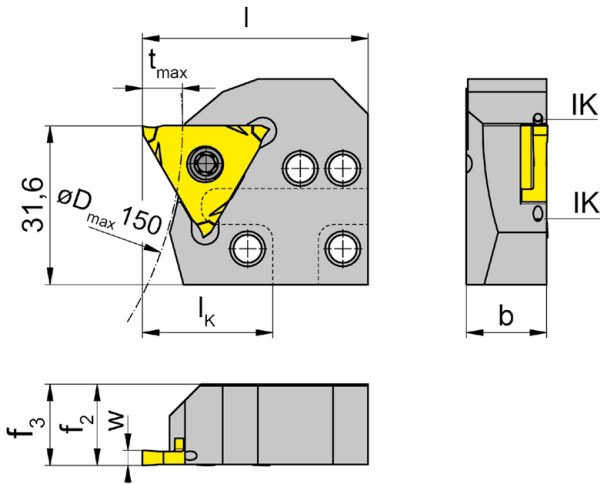
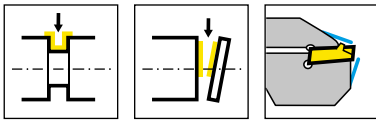
.03./05. = attraverso il supporto dell'insero e il "dito" di chiusura

.23./25. = attraverso il supporto dell'insero

Pièces Détachées

Ricambi

| Cassette Cartuccia | Vis de serrage Vite di serraggio | Tournevis TORX PLUS® Cacciavite TORX PLUS® |
|-----------------------|-------------------------------------|---|
| R/LNK356... | 5.12T20P | T20PQ |



R = version à droite représentée
R = versione destra come in figura

L = version à gauche
L = versione sinistra a specchio

| N° de commande Codice prodotto | t _{max} | b | f ₂ | f ₃ | D _{max} | l | l _k | HWS | HMS |
|-----------------------------------|------------------|----|----------------|--------------------------------|------------------|----|----------------|---------|--------|
| RNK316.0220.4.03.IK | 8 | 16 | 18,1 | f ₃ =f ₂ | 150 | 45 | 26 | 31603R | 220001 |
| RNK316.0220.4.05.IK | 8 | 16 | 16,2 | f ₃ =f ₂ | 150 | 45 | 26 | 31605R | 220001 |
| RNK316.0220.S3.4.03.IK | 8 | 16 | 16,2 | f ₃ =f ₂ | 150 | 45 | 26 | S31603R | 220001 |
| LNK316.0220.4.03.IK | 8 | 16 | 18,1 | f ₃ =f ₂ | 150 | 45 | 26 | 31603L | 220002 |
| LNK316.0220.4.05.IK | 8 | 16 | 16,2 | f ₃ =f ₂ | 150 | 45 | 26 | 31605L | 220002 |
| LNK316.0220.S3.4.03.IK | 8 | 16 | 16,2 | f ₃ =f ₂ | 150 | 45 | 26 | S31603L | 220002 |

La vis de serrage est vendue avec le base de support.
La vite di bloccaggio è fornita col portainsero base - non va ordinata separatamente.

Sortie du liquide de coupe:

Par le doigt de serrage et le support de la plaquette

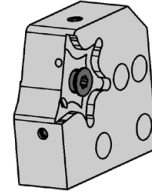
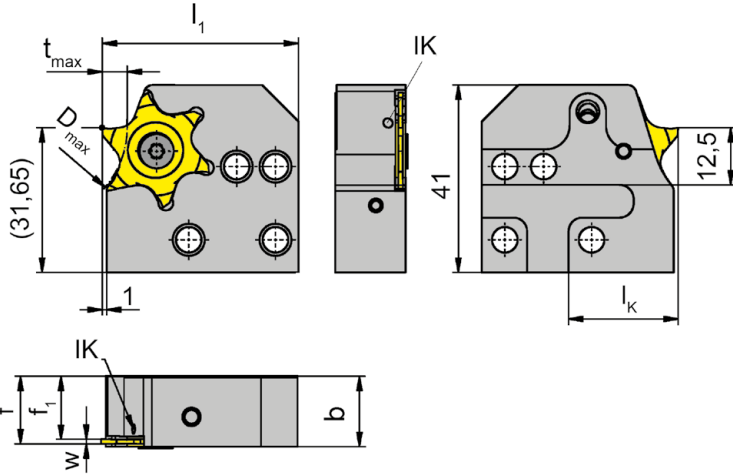
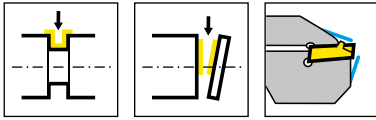
Tipo di adduzione:

Attraverso il supporto dell'insero e il "dito" di chiusura

Pièces Détachées

Ricambi

| Cassette Cartuccia | Vis de serrage Vite di serraggio | Tournevis TORX PLUS® Cacciavite TORX PLUS® |
|-----------------------|-------------------------------------|---|
| R/LNK316... | 5.12T20P | T20PQ |



R = version à droite représentée
R = versione destra come in figura

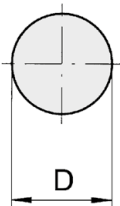
L = version à gauche
L = versione sinistra a specchio

| N° de commande Codice prodotto | t _{max} | b | f | f ₁ | D _{max} | l ₁ | l _k | HWS | HMS |
|-----------------------------------|------------------|------|----------------------------------|----------------|------------------|----------------|----------------|--------|--------|
| RNK64T.0220.01.IK | 5,5 | 15,4 | f ₁ +w+a ₁ | 13,2 | 100 | 43 | 24 | 64T01N | 220001 |
| RNK64T.0220.02.IK | 5,5 | 15,4 | f ₁ +w+a ₁ | 12,7 | 100 | 43 | 24 | 64T02N | 220001 |
| LNK64T.0220.01.IK | 5,5 | 15,4 | f ₁ +w+a ₁ | 13,2 | 100 | 43 | 24 | 64T01N | 220002 |
| LNK64T.0220.02.IK | 5,5 | 15,4 | f ₁ +w+a ₁ | 12,7 | 100 | 43 | 24 | 64T02N | 220002 |

w, a1 voir plaquettes amovibles
w, a1 vd. inserti

La vis de serrage est vendue avec le base de support.
La vite di bloccaggio è fornita col portainserito base - non va ordinata separatamente.

Gorge et tronçonnage de tube
Gole e troncatura tubi



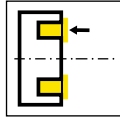
| Dmin | tmax |
|------|------|
| 40 | 5,5 |
| 45 | 5 |
| 50 | 4,5 |
| 55 | 4 |
| 65 | 3,5 |
| 70 | 3,5 |
| 80 | 3 |
| 100 | 2,5 |

Pièces Détachées

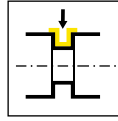
Ricambi

| Cassette Cartuccia | Vis de serrage Vite di serraggio | Tournevis TORX PLUS® Cacciavite TORX PLUS® |
|-----------------------|-------------------------------------|---|
| R/LNK64T... | 030.4010.T15P | T15PQ |

Base de support
Attacco Base
B224/220

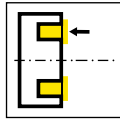


Page/Pag.
78



Page/Pag.
79-80

Cassette
Cartuccia
AK25A/LAK224/
RAK224/LIK224
RIK224/LAK220/
RAK220/LIK220/RIK220



Page/Pag.
81-98

R/LAK
R/LIK

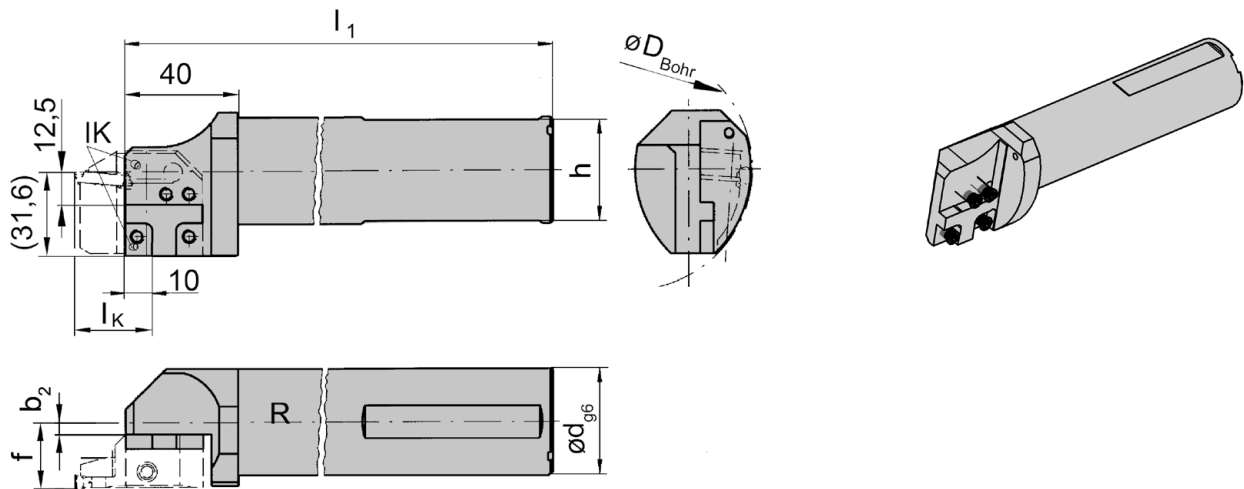
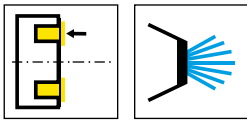


Cassettes pour gorges frontales

- Base de support
- 25A
- 224
- 220

Cartucce per lavorazioni radiali

- Attacco Base
- 25A
- 224
- 220



R = version à droite représentée
R = versione destra come in figura

L = version à gauche
L = versione sinistra

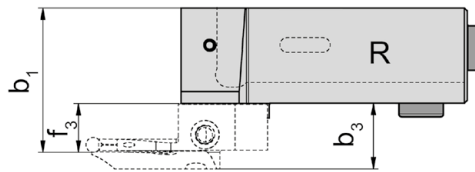
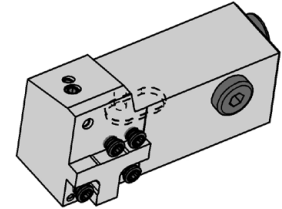
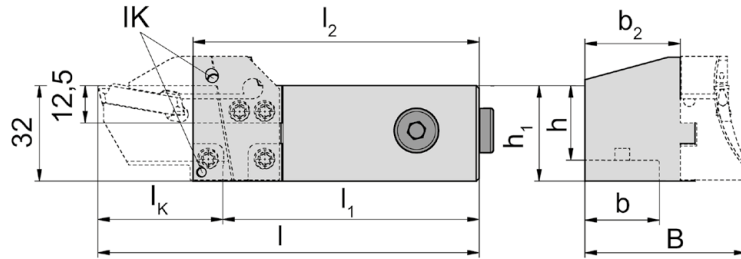
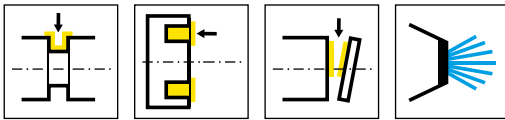
| N° de commande Codice prodotto | f | d | l_1 | h | b_2 | D_{Bohr} | HWS |
|-----------------------------------|-----------|----|-------|----|-------|------------|--------|
| RB224.0032.K1.IK | b_2+f_3 | 32 | 181 | 30 | 0,41 | 90 | 220001 |
| RB224.0040.K1.IK | b_2+f_3 | 40 | 231 | 38 | 4,41 | 90 | 220001 |
| RB224.0032.1.K1.IK | b_2+f_3 | 32 | 116 | 30 | 0,41 | 90 | 220001 |
| RB224.0040.1.K1.IK | b_2+f_3 | 40 | 116 | 38 | 4,41 | 90 | 220001 |
| LB224.0032.K1.IK | b_2+f_3 | 32 | 181 | 30 | 0,41 | 90 | 220002 |
| LB224.0040.K1.IK | b_2+f_3 | 40 | 231 | 38 | 4,41 | 90 | 220002 |
| LB224.0032.1.K1.IK | b_2+f_3 | 32 | 116 | 30 | 0,41 | 90 | 220002 |
| LB224.0040.1.K1.IK | b_2+f_3 | 40 | 116 | 38 | 4,41 | 90 | 220002 |

Da min / f3 / lK voir cassettes
Da min / f3 / lK vd. cartucce

Pièces Détachées

Ricambi

| Base de support Attacco Base | Vis de serrage Vite di serraggio | Tournevis TORX PLUS® Cacciavite TORX PLUS® |
|---------------------------------|-------------------------------------|---|
| R/LB224... | 5.12T20P | T20PQ |



R = version à droite représentée
R = versione destra come in figura

L = version à gauche
L = versione sinistra

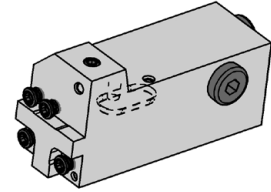
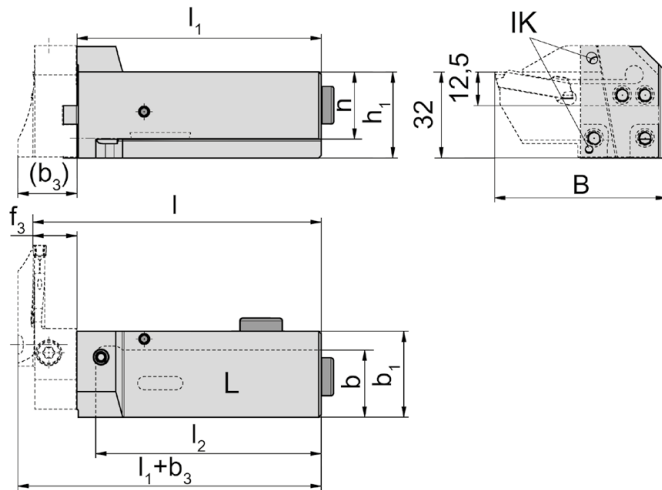
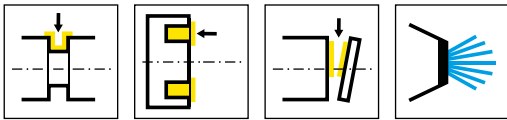
| N° de commande Codice prodotto | h | h ₁ | l ₁ | b | b ₁ | b ₂ | l ₂ | l | B | HWS |
|-----------------------------------|----|----------------|--------------------|----|--------------------------------|----------------|----------------|--------------------------------|--------------------------------|--------|
| R220.1616.2.K1.IK | 16 | 32 | l ₂ -10 | 16 | b ₂ +f ₃ | 23 | 84 | l ₁ +l _K | b ₂ +b ₃ | 220001 |
| R220.2020.2.K1.IK | 20 | 32 | l ₂ -10 | 20 | b ₂ +f ₃ | 27 | 84 | l ₁ +l _K | b ₂ +b ₃ | 220001 |
| R220.2525.2.K1.IK | 25 | 32 | l ₂ -10 | 25 | b ₂ +f ₃ | 32 | 96 | l ₁ +l _K | b ₂ +b ₃ | 220001 |
| R220.3225.2.K1.IK | 32 | 32 | l ₂ -10 | 25 | b ₂ +f ₃ | 25 | 105 | l ₁ +l _K | b ₂ +b ₃ | 220001 |
| R220.3232.2.K1.IK | 32 | 32 | l ₂ -10 | 32 | b ₂ +f ₃ | 32 | 130 | l ₁ +l _K | b ₂ +b ₃ | 220001 |
| L220.1616.2.K1.IK | 16 | 32 | l ₂ -10 | 16 | b ₂ +f ₃ | 23 | 84 | l ₁ +l _K | b ₂ +b ₃ | 220002 |
| L220.2020.2.K1.IK | 20 | 32 | l ₂ -10 | 20 | b ₂ +f ₃ | 27 | 84 | l ₁ +l _K | b ₂ +b ₃ | 220002 |
| L220.2525.2.K1.IK | 25 | 32 | l ₂ -10 | 25 | b ₂ +f ₃ | 32 | 96 | l ₁ +l _K | b ₂ +b ₃ | 220002 |
| L220.3225.2.K1.IK | 32 | 32 | l ₂ -10 | 25 | b ₂ +f ₃ | 25 | 105 | l ₁ +l _K | b ₂ +b ₃ | 220002 |
| L220.3232.2.K1.IK | 32 | 32 | l ₂ -10 | 32 | b ₂ +f ₃ | 32 | 130 | l ₁ +l _K | b ₂ +b ₃ | 220002 |

IK, b₃ (La dimension „b₃“ correspond à „b“ pour les cassettes à gorges frontales) et f₃ voir cassettes
IK, b₃ (La dimensione „b₃“ corrisponde a „b“ per le cartucce per gole frontali) e f₃ vd. cartucce

Pièces Détachées

Ricambi

| Base de support Attacco Base | Vis de serrage Vite di serraggio | Tournevis TORX PLUS® Cacciavite TORX PLUS® | Vis Vite |
|---------------------------------|-------------------------------------|---|-------------|
| R/L220... | 5.12T20P | T20PQ | 004.00.26 |



L = version à gauche représentée
L = versione sinistra come in figura

R = version à droite
R = versione destra

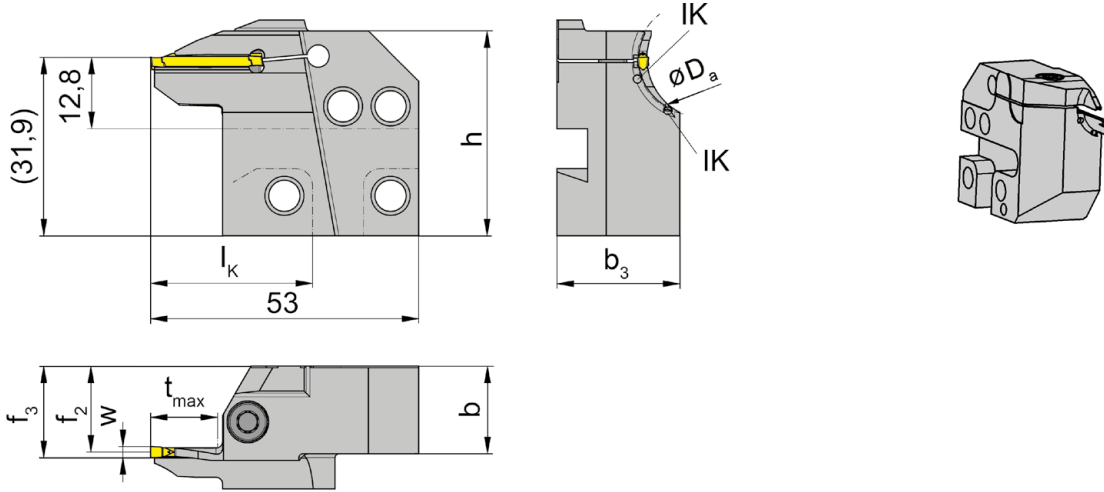
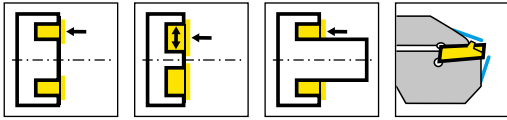
| N° de commande Codice prodotto | h | h ₁ | b | l ₂ | l | B | b ₁ | l ₁ | HWS |
|-----------------------------------|----|----------------|----|----------------|--------------------------------|--------------------|----------------|----------------|--------|
| R220.1616.2.K2.IK | 16 | 32 | 16 | 69 | l ₁ +f ₃ | l _K +19 | 32 | 79 | 220002 |
| R220.2020.2.K2.IK | 20 | 32 | 20 | 69 | l ₁ +f ₃ | l _K +19 | 32 | 79 | 220002 |
| R220.2525.2.K2.IK | 25 | 32 | 25 | 84 | l ₁ +f ₃ | l _K +19 | 32 | 91 | 220002 |
| R220.3225.2.K2.IK | 32 | 32 | 29 | 90 | l ₁ +f ₃ | l _K +22 | 37 | 100 | 220002 |
| R220.3232.2.K2.IK | 32 | 32 | 32 | 115 | l ₁ +f ₃ | l _K +19 | 37 | 125 | 220002 |
| L220.1616.2.K2.IK | 16 | 32 | 16 | 69 | l ₁ +f ₃ | l _K +19 | 32 | 79 | 220001 |
| L220.2020.2.K2.IK | 20 | 32 | 20 | 69 | l ₁ +f ₃ | l _K +19 | 32 | 79 | 220001 |
| L220.2525.2.K2.IK | 25 | 32 | 25 | 84 | l ₁ +f ₃ | l _K +19 | 32 | 91 | 220001 |
| L220.3225.2.K2.IK | 32 | 32 | 29 | 90 | l ₁ +f ₃ | l _K +22 | 37 | 100 | 220001 |

IK, b3 (La dimension „b3“ correspond à „b“ pour les cassettes à gorges frontales) et f3 voir cassettes
IK, b3 (La dimensione „b3“ corrisponde a „b“ per le cartucce per gole frontali) e f3 vd. cartucce

Pièces Détachées

Ricambi

| Base de support Attacco Base | Vis de serrage Vite di serraggio | Tournevis TORX PLUS® Cacciavite TORX PLUS® | Vis Vite |
|---------------------------------|-------------------------------------|---|-------------|
| R/L220... | 5.12T20P | T20PQ | 004.00.26 |



R = version à droite représentée
R = versione destra come in figura

L = version à gauche
L = versione sinistra a specchio

| N° de commande Codice prodotto | D _{a min} | D _{a max} | t _{max} | b | b ₃ | f ₂ | f ₃ | w | h | l _k | HWS* | HMS |
|-----------------------------------|--------------------|--------------------|------------------|------|----------------|----------------|---------------------|---|------|----------------|-------|--------|
| RAK25A.1520.02.IK | 15 | 20 | 12 | 15,7 | 21 | 15,4 | f ₂ +w/2 | 2 | 38,6 | 34 | 25A02 | 220001 |
| RAK25A.2025.02.IK | 20 | 25 | 12 | 15,7 | 22 | 15,4 | f ₂ +w/2 | 2 | 38,6 | 34 | 25A02 | 220001 |
| RAK25A.2530.02.IK | 25 | 30 | 13 | 15,7 | 23 | 15,4 | f ₂ +w/2 | 2 | 38,6 | 34 | 25A02 | 220001 |
| RAK25A.2025.03.IK | 20 | 25 | 14 | 15,7 | 24 | 14,9 | f ₂ +w/2 | 3 | 38,6 | 34 | 25A03 | 220001 |
| RAK25A.2530.03.IK | 25 | 30 | 15 | 15,7 | 25 | 14,9 | f ₂ +w/2 | 3 | 38,6 | 34 | 25A03 | 220001 |
| RAK25A.3040.03.IK | 30 | 40 | 16 | 15,7 | 23 | 14,9 | f ₂ +w/2 | 3 | 38,6 | 34 | 25A03 | 220001 |
| RAK25A.4050.03.IK | 40 | 50 | 18 | 15,7 | 24 | 14,9 | f ₂ +w/2 | 3 | 38,6 | 34 | 25A03 | 220001 |
| RAK25A.5065.03.IK | 65 | 80 | 18 | 15,7 | 21,5 | 15,4 | f ₂ +w/2 | 3 | 39 | 34 | 25A03 | 220001 |
| RAK25A.6580.03.IK | 50 | 65 | 20 | 15,7 | 24 | 17,1 | f ₂ +w/2 | 3 | 39 | 34 | 25A03 | 220001 |
| LAK25A.1520.02.IK | 15 | 20 | 12 | 15,7 | 21 | 15,4 | f ₂ +w/2 | 2 | 38,6 | 34 | 25A02 | 220002 |
| LAK25A.2025.02.IK | 20 | 25 | 12 | 15,7 | 22 | 15,4 | f ₂ +w/2 | 2 | 38,6 | 34 | 25A02 | 220002 |
| LAK25A.2530.02.IK | 25 | 30 | 13 | 15,7 | 23 | 15,4 | f ₂ +w/2 | 2 | 38,6 | 34 | 25A02 | 220002 |
| LAK25A.2025.03.IK | 20 | 25 | 14 | 15,7 | 24 | 14,9 | f ₂ +w/2 | 3 | 38,6 | 34 | 25A03 | 220002 |
| LAK25A.2530.03.IK | 25 | 30 | 15 | 15,7 | 25 | 14,9 | f ₂ +w/2 | 3 | 38,6 | 34 | 25A03 | 220002 |
| LAK25A.3040.03.IK | 30 | 40 | 16 | 15,7 | 23 | 14,9 | f ₂ +w/2 | 3 | 38,6 | 34 | 25A03 | 220002 |
| LAK25A.4050.03.IK | 40 | 50 | 18 | 15,7 | 24 | 14,9 | f ₂ +w/2 | 3 | 38,6 | 34 | 25A03 | 220002 |
| LAK25A.5065.03.IK | 50 | 65 | 18 | 15,7 | 22 | 15,4 | f ₂ +w/2 | 3 | 39 | 34 | 25A03 | 220002 |
| LAK25A.6580.03.IK | 65 | 80 | 18 | 15,7 | 21,5 | 15,4 | f ₂ +w/2 | 3 | 39 | 34 | 25A03 | 220002 |

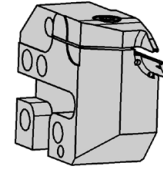
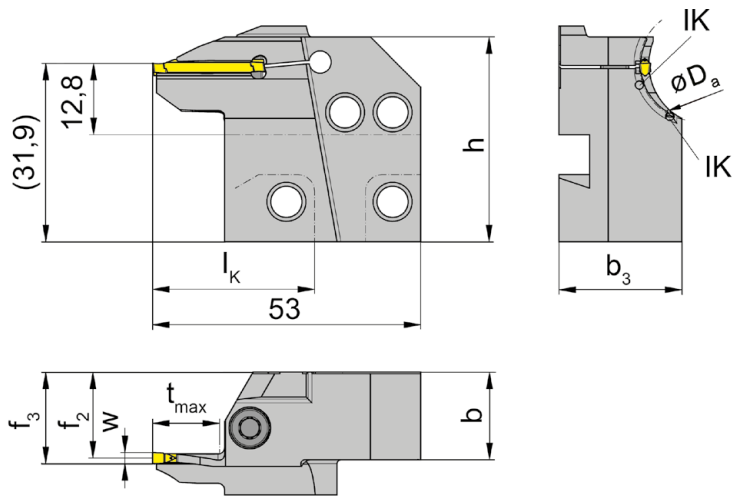
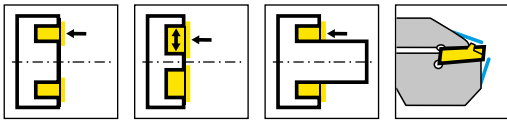
* Respecter la largeur de la plaquette
* Si prega di notare la larghezza dell'inserto

El filo de corte debe situarse 0,3 mm sobre la altura del centro
A arista de corte deve ser colocado 0,3 mm sobre a altura do centro

Pièces Détachées

Ricambi

| Cassette Cartuccia | Vis de serrage Vite di serraggio | Tournevis TORX PLUS® Cacciavite TORX PLUS® |
|-----------------------|-------------------------------------|---|
| R/LAK25A... | 5.13T20P | T20PQ |



R = version à droite représentée
R = versione destra come in figura

L = version à gauche
L = versione sinistra a specchio

| N° de commande Codice prodotto | D _{a min} | D _{a max} | t _{max} | b | b ₃ | f ₂ | f ₃ | w | h | l _k | HWS* | HMS |
|-----------------------------------|--------------------|--------------------|------------------|------|----------------|----------------|---------------------|---|------|----------------|-------|--------|
| RAK25A.2025.04.IK | 20 | 25 | 16 | 15,7 | 24 | 15,1 | f ₂ +w/2 | 4 | 38,6 | 34 | 25A04 | 220001 |
| RAK25A.2530.04.IK | 25 | 30 | 17 | 15,7 | 24 | 15,1 | f ₂ +w/2 | 4 | 38,6 | 34 | 25A04 | 220001 |
| RAK25A.3040.04.IK | 30 | 40 | 18 | 15,7 | 24 | 15,1 | f ₂ +w/2 | 4 | 38,6 | 34 | 25A04 | 220001 |
| RAK25A.4050.04.IK | 40 | 50 | 20 | 15,7 | 24 | 15,5 | f ₂ +w/2 | 4 | 39,2 | 34 | 25A04 | 220001 |
| RAK25A.5065.04.IK | 50 | 65 | 20 | 15,7 | 24 | 17,1 | f ₂ +w/2 | 4 | 39 | 34 | 25A04 | 220001 |
| LAK25A.2025.04.IK | 20 | 25 | 16 | 15,7 | 24 | 15,1 | f ₂ +w/2 | 4 | 38,6 | 34 | 25A04 | 220002 |
| LAK25A.2530.04.IK | 25 | 30 | 17 | 15,7 | 24 | 15,1 | f ₂ +w/2 | 4 | 38,6 | 34 | 25A04 | 220002 |
| LAK25A.3040.04.IK | 30 | 40 | 18 | 15,7 | 24 | 15,1 | f ₂ +w/2 | 4 | 38,6 | 34 | 25A04 | 220002 |
| LAK25A.4050.04.IK | 40 | 50 | 20 | 15,7 | 24 | 15,1 | f ₂ +w/2 | 4 | 39,2 | 34 | 25A04 | 220002 |
| LAK25A.5065.04.IK | 50 | 65 | 18 | 15,7 | 22 | 15,4 | f ₂ +w/2 | 4 | 39 | 34 | 25A04 | 220002 |
| LAK25A.6580.04.IK | 65 | 80 | 20 | 15,7 | 23,5 | 17,1 | f ₂ +w/2 | 4 | 39 | 34 | 25A04 | 220002 |

* Respecter la largeur de la plaquette

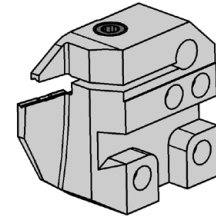
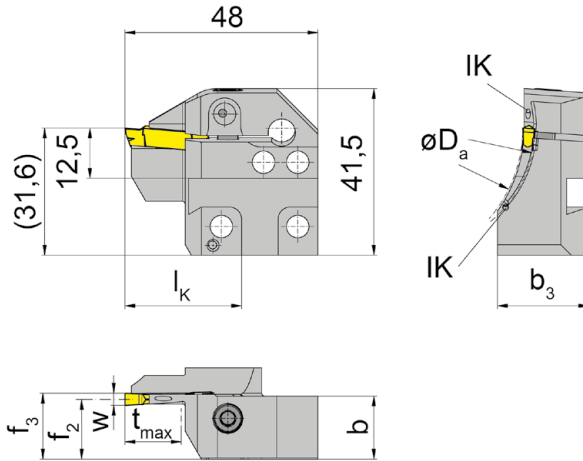
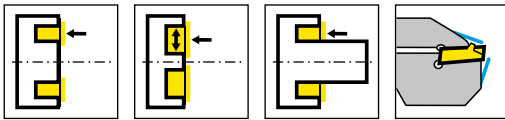
* Si prega di notare la larghezza dell'inserto

El filo de corte debe situarse 0,3 mm sobre la altura del centro
A arista de corte deve ser colocado 0,3 mm sobre a altura do centro

Pièces Détachées

Ricambi

| Cassette Cartuccia | Vis de serrage Vite di serraggio | Tournevis TORX PLUS® Cacciavite TORX PLUS® |
|-----------------------|-------------------------------------|---|
| R/LAK25A... | 5.13T20P | T20PQ |



L = version à gauche
L = versione sinistra

| N° de commande Codice prodotto | D _{a min} | D _{a max} | t _{max} | b | b ₃ | f ₂ | f ₃ | w | l _k | HWS* | HMS |
|-----------------------------------|--------------------|--------------------|------------------|------|----------------|----------------|---------------------|---|----------------|--------|--------|
| LAK224.5060.03.IK | 50 | 60 | 14 | 15,7 | 23,7 | 14,9 | f ₂ +w/2 | 3 | 29 | 224038 | 220002 |
| LAK224.6075.03.IK | 60 | 75 | 14 | 15,7 | 22,7 | 14,9 | f ₂ +w/2 | 3 | 29 | 224038 | 220002 |
| LAK224.7590.03.IK | 75 | 90 | 14 | 15,7 | 22,7 | 14,9 | f ₂ +w/2 | 3 | 29 | 224038 | 220002 |
| LAK224.9011.03.IK | 90 | 110 | 14 | 15,7 | 21 | 14,9 | f ₂ +w/2 | 3 | 29 | 224038 | 220002 |
| LAK224.1113.03.IK | 110 | 130 | 14 | 15,7 | 21 | 14,9 | f ₂ +w/2 | 3 | 29 | 224038 | 220002 |
| LAK224.1318.03.IK | 130 | 180 | 14 | 15,7 | 20 | 14,9 | f ₂ +w/2 | 3 | 29 | 224038 | 220002 |
| LAK224.1830.03.IK | 180 | 300 | 14 | 15,7 | 19 | 14,9 | f ₂ +w/2 | 3 | 29 | 224038 | 220002 |
| LAK224.3000.03.IK | 300 | 1000 | 14 | 15,7 | 16,9 | 14,9 | f ₂ +w/2 | 3 | 29 | 224038 | 220002 |
| LAK224.3847.04.IK | 38 | 47 | 14 | 15,7 | 24,2 | 14,4 | f ₂ +w/2 | 4 | 29 | 224048 | 220002 |
| LAK224.4760.04.IK | 47 | 60 | 14 | 15,7 | 23,7 | 14,4 | f ₂ +w/2 | 4 | 29 | 224048 | 220002 |
| LAK224.6075.04.IK | 60 | 75 | 14 | 15,7 | 23,7 | 14,4 | f ₂ +w/2 | 4 | 29 | 224048 | 220002 |
| LAK224.7590.04.IK | 75 | 90 | 14 | 15,7 | 22,7 | 14,4 | f ₂ +w/2 | 4 | 29 | 224048 | 220002 |
| LAK224.9013.04.IK | 90 | 130 | 14 | 15,7 | 21 | 14,4 | f ₂ +w/2 | 4 | 29 | 224048 | 220002 |
| LAK224.1318.04.IK | 130 | 180 | 14 | 15,7 | 21 | 14,4 | f ₂ +w/2 | 4 | 29 | 224048 | 220002 |
| LAK224.1830.04.IK | 180 | 300 | 14 | 15,7 | 19 | 14,4 | f ₂ +w/2 | 4 | 29 | 224048 | 220002 |
| LAK224.3000.04.IK | 300 | 1000 | 14 | 15,7 | 16,7 | 14,4 | f ₂ +w/2 | 4 | 29 | 224048 | 220002 |

* Respecter la largeur de la plaquette

* Si prega di notare la larghezza dell'inserto

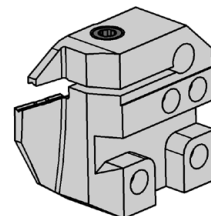
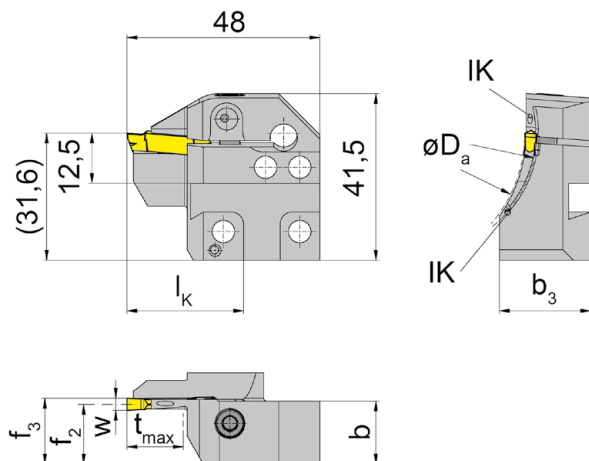
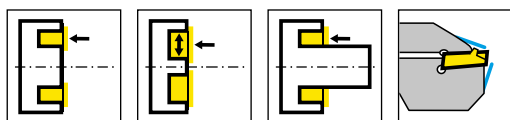
La vis de serrage est vendue avec le base de support.

La vite di bloccaggio è fornita col portainserito base - non va ordinata separatamente.

Pièces Détachées

Ricambi

| Cassette Cartuccia | Vis de serrage Vite di serraggio | Tournevis TORX PLUS® Cacciavite TORX PLUS® |
|-----------------------|-------------------------------------|---|
| LAK224... | 5.13T20P | T20PQ |



L = version à gauche

L = versione sinistra

| N° de commande Codice prodotto | D _{a min} | D _{a max} | t _{max} | b | b ₃ | f ₂ | f ₃ | w | l _k | HWS* | HMS |
|-----------------------------------|--------------------|--------------------|------------------|------|----------------|----------------|---------------------|---|----------------|--------|--------|
| LAK224.3847.05.IK | 38 | 47 | 14 | 15,7 | 23,7 | 13,9 | f ₂ +w/2 | 5 | 29 | 224058 | 220002 |
| LAK224.4760.05.IK | 47 | 60 | 14 | 15,7 | 23,7 | 13,9 | f ₂ +w/2 | 5 | 29 | 224058 | 220002 |
| LAK224.6075.05.IK | 60 | 75 | 14 | 15,7 | 23,7 | 13,9 | f ₂ +w/2 | 5 | 29 | 224058 | 220002 |
| LAK224.7590.05.IK | 75 | 90 | 14 | 15,7 | 22 | 13,9 | f ₂ +w/2 | 5 | 29 | 224058 | 220002 |
| LAK224.9013.05.IK | 90 | 130 | 14 | 15,7 | 22 | 13,9 | f ₂ +w/2 | 5 | 29 | 224058 | 220002 |
| LAK224.1318.05.IK | 130 | 180 | 14 | 15,7 | 21 | 13,9 | f ₂ +w/2 | 5 | 29 | 224058 | 220002 |
| LAK224.1830.05.IK | 180 | 300 | 14 | 15,7 | 19 | 13,9 | f ₂ +w/2 | 5 | 29 | 224058 | 220002 |
| LAK224.3000.05.IK | 300 | 1000 | 14 | 15,7 | 16,7 | 13,9 | f ₂ +w/2 | 5 | 29 | 224058 | 220002 |
| LAK224.6075.06.IK | 60 | 75 | 14 | 15,7 | 23 | 13,4 | f ₂ +w/2 | 6 | 29 | 224068 | 220002 |
| LAK224.7590.06.IK | 75 | 90 | 14 | 15,7 | 23 | 13,4 | f ₂ +w/2 | 6 | 29 | 224068 | 220002 |
| LAK224.9013.06.IK | 90 | 130 | 14 | 15,7 | 21 | 13,4 | f ₂ +w/2 | 6 | 29 | 224068 | 220002 |
| LAK224.1318.06.IK | 130 | 180 | 14 | 15,7 | 21 | 13,4 | f ₂ +w/2 | 6 | 29 | 224068 | 220002 |
| LAK224.1830.06.IK | 180 | 300 | 14 | 15,7 | 19 | 13,4 | f ₂ +w/2 | 6 | 29 | 224068 | 220002 |
| LAK224.3000.06.IK | 300 | 1000 | 14 | 15,7 | 16,7 | 13,4 | f ₂ +w/2 | 6 | 29 | 224068 | 220002 |

* Respecter la largeur de la plaquette

* Si prega di notare la larghezza dell'inserto


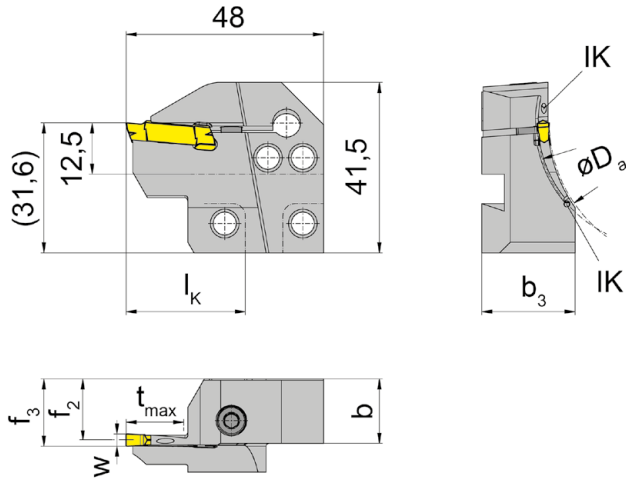
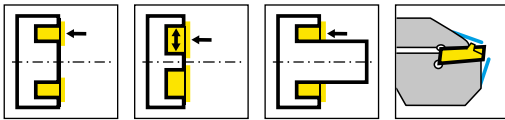
La vis de serrage est vendue avec le base de support.

La vite di bloccaggio è fornita col portainserto base - non va ordinata separatamente.

Pièces Détachées

Ricambi

| Cassette Cartuccia | Vis de serrage Vite di serraggio | Tournevis TORX PLUS® Cacciavite TORX PLUS® |
|-----------------------|-------------------------------------|---|
| LAK224... | 5.13T20P | T20PQ |



R = version à droite

R = versione destra

| N° de commande Codice prodotto | D _{a min} | D _{a max} | t _{max} | b | b ₃ | f ₂ | f ₃ | w | l _k | HWS* | HMS |
|-----------------------------------|--------------------|--------------------|------------------|------|----------------|----------------|---------------------|---|----------------|--------|--------|
| RAK224.5060.03.IK | 50 | 60 | 14 | 15,7 | 23,7 | 14,9 | f ₂ +w/2 | 3 | 29 | 224038 | 220001 |
| RAK224.6075.03.IK | 60 | 75 | 14 | 15,7 | 22,7 | 14,9 | f ₂ +w/2 | 3 | 29 | 224038 | 220001 |
| RAK224.7590.03.IK | 75 | 90 | 14 | 15,7 | 22,7 | 14,9 | f ₂ +w/2 | 3 | 29 | 224038 | 220001 |
| RAK224.9011.03.IK | 90 | 110 | 14 | 15,7 | 21 | 14,9 | f ₂ +w/2 | 3 | 29 | 224038 | 220001 |
| RAK224.1113.03.IK | 110 | 130 | 14 | 15,7 | 21 | 14,9 | f ₂ +w/2 | 3 | 29 | 224038 | 220001 |
| RAK224.1318.03.IK | 130 | 180 | 14 | 15,7 | 20 | 14,9 | f ₂ +w/2 | 3 | 29 | 224038 | 220001 |
| RAK224.1830.03.IK | 180 | 300 | 14 | 15,7 | 19 | 14,9 | f ₂ +w/2 | 3 | 29 | 224038 | 220001 |
| RAK224.3000.03.IK | 300 | 1000 | 14 | 15,7 | 16,9 | 14,9 | f ₂ +w/2 | 3 | 29 | 224038 | 220001 |
| RAK224.3847.04.IK | 38 | 47 | 14 | 15,7 | 24,2 | 14,4 | f ₂ +w/2 | 4 | 29 | 224048 | 220001 |
| RAK224.4760.04.IK | 47 | 60 | 14 | 15,7 | 23,7 | 14,4 | f ₂ +w/2 | 4 | 29 | 224048 | 220001 |
| RAK224.6075.04.IK | 60 | 75 | 14 | 15,7 | 23,7 | 14,4 | f ₂ +w/2 | 4 | 29 | 224048 | 220001 |
| RAK224.7590.04.IK | 75 | 90 | 14 | 15,7 | 22,7 | 14,4 | f ₂ +w/2 | 4 | 29 | 224048 | 220001 |
| RAK224.9013.04.IK | 90 | 130 | 14 | 15,7 | 21 | 14,4 | f ₂ +w/2 | 4 | 29 | 224048 | 220001 |
| RAK224.1318.04.IK | 130 | 180 | 14 | 15,7 | 21 | 14,4 | f ₂ +w/2 | 4 | 29 | 224048 | 220001 |
| RAK224.1830.04.IK | 180 | 300 | 14 | 15,7 | 19 | 14,4 | f ₂ +w/2 | 4 | 29 | 224048 | 220001 |
| RAK224.3000.04.IK | 300 | 1000 | 14 | 15,7 | 16,7 | 14,4 | f ₂ +w/2 | 4 | 29 | 224048 | 220001 |

* Respecter la largeur de la plaquette

* Si prega di notare la larghezza dell'inserto


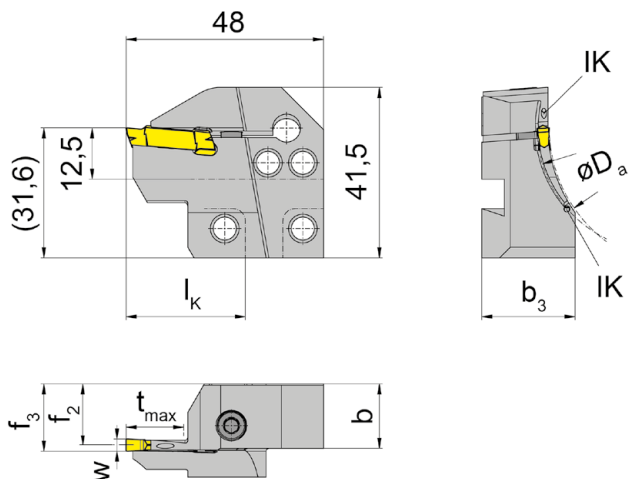
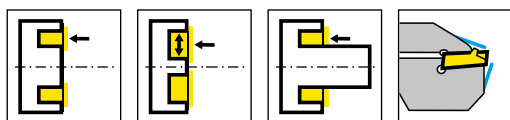
La vis de serrage est vendue avec le base de support.

La vite di bloccaggio è fornita col portainserito base - non va ordinata separatamente.

Pièces Détachées

Ricambi

| Cassette Cartuccia | Vis de serrage Vite di serraggio | Tournevis TORX PLUS® Cacciavite TORX PLUS® |
|-----------------------|-------------------------------------|---|
| RAK224... | 5.13T20P | T20PQ |



R = version à droite

R = versione destra

| N° de commande Codice prodotto | D _{a min} | D _{a max} | t _{max} | b | b ₃ | f ₂ | f ₃ | w | l _k | HWS* | HMS |
|-----------------------------------|--------------------|--------------------|------------------|------|----------------|----------------|---------------------|---|----------------|--------|--------|
| RAK224.3847.05.IK | 38 | 47 | 14 | 15,7 | 23,7 | 13,9 | f ₂ +w/2 | 5 | 29 | 224058 | 220001 |
| RAK224.4760.05.IK | 47 | 60 | 14 | 15,7 | 23,7 | 13,9 | f ₂ +w/2 | 5 | 29 | 224058 | 220001 |
| RAK224.6075.05.IK | 60 | 75 | 14 | 15,7 | 23,7 | 13,9 | f ₂ +w/2 | 5 | 29 | 224058 | 220001 |
| RAK224.7590.05.IK | 75 | 90 | 14 | 15,7 | 22 | 13,9 | f ₂ +w/2 | 5 | 29 | 224058 | 220001 |
| RAK224.9013.05.IK | 90 | 130 | 14 | 15,7 | 22 | 13,9 | f ₂ +w/2 | 5 | 29 | 224058 | 220001 |
| RAK224.1318.05.IK | 130 | 180 | 14 | 15,7 | 21 | 13,9 | f ₂ +w/2 | 5 | 29 | 224058 | 220001 |
| RAK224.1830.05.IK | 180 | 300 | 14 | 15,7 | 19 | 13,9 | f ₂ +w/2 | 5 | 29 | 224058 | 220001 |
| RAK224.3000.05.IK | 300 | 1000 | 14 | 15,7 | 16,7 | 13,9 | f ₂ +w/2 | 5 | 29 | 224058 | 220001 |
| RAK224.6075.06.IK | 60 | 75 | 14 | 15,7 | 23 | 13,4 | f ₂ +w/2 | 6 | 29 | 224068 | 220001 |
| RAK224.7590.06.IK | 75 | 90 | 14 | 15,7 | 23 | 13,4 | f ₂ +w/2 | 6 | 29 | 224068 | 220001 |
| RAK224.9013.06.IK | 90 | 130 | 14 | 15,7 | 21 | 13,4 | f ₂ +w/2 | 6 | 29 | 224068 | 220001 |
| RAK224.1318.06.IK | 130 | 180 | 14 | 15,7 | 21 | 13,4 | f ₂ +w/2 | 6 | 29 | 224068 | 220001 |
| RAK224.1830.06.IK | 180 | 300 | 14 | 15,7 | 19 | 13,4 | f ₂ +w/2 | 6 | 29 | 224068 | 220001 |
| RAK224.3000.06.IK | 300 | 1000 | 14 | 15,7 | 16,7 | 13,4 | f ₂ +w/2 | 6 | 29 | 224068 | 220001 |

* Respecter la largeur de la plaquette

* Si prega di notare la larghezza dell'inserto

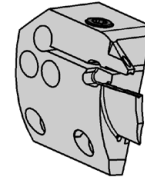
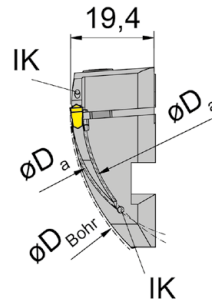
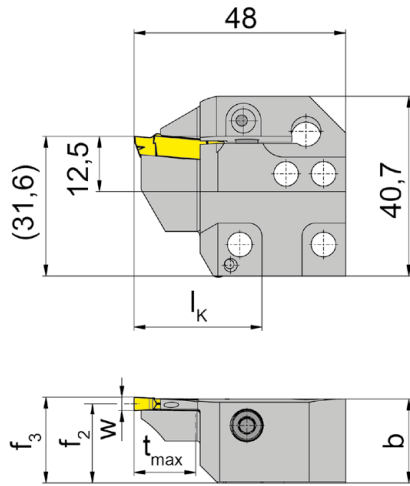
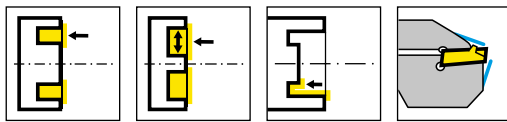
La vis de serrage est vendue avec le base de support.

La vite di bloccaggio è fornita col portainserito base - non va ordinata separatamente.

Pièces Détachées

Ricambi

| Cassette Cartuccia | Vis de serrage Vite di serraggio | Tournevis TORX PLUS® Cacciavite TORX PLUS® |
|-----------------------|-------------------------------------|---|
| RAK224... | 5.13T20P | T20PQ |



L = version à gauche
L = versione sinistra

| N° de commande Codice prodotto | D _{Bohr} | D _{a min} | D _{a max} | t _{max} | b | f ₂ | f ₃ | w | l _k | HWS* | HMS |
|-----------------------------------|-------------------|--------------------|--------------------|------------------|----|----------------|---------------------|---|----------------|--------|--------|
| LIK224.5060.03.IK | 90 | 50 | 60 | 14 | 19 | 17,9 | f ₂ +w/2 | 3 | 29 | 224038 | 220002 |
| LIK224.6075.03.IK | 90 | 60 | 75 | 14 | 19 | 17,9 | f ₂ +w/2 | 3 | 29 | 224038 | 220002 |
| LIK224.7590.03.IK | 90 | 75 | 90 | 14 | 19 | 17,9 | f ₂ +w/2 | 3 | 29 | 224038 | 220002 |
| LIK224.9011.03.IK | 90 | 90 | 110 | 14 | 19 | 17,9 | f ₂ +w/2 | 3 | 29 | 224038 | 220002 |
| LIK224.1113.03.IK | 110 | 110 | 130 | 14 | 19 | 17,9 | f ₂ +w/2 | 3 | 29 | 224038 | 220002 |
| LIK224.1318.03.IK | 130 | 130 | 180 | 14 | 19 | 17,9 | f ₂ +w/2 | 3 | 29 | 224038 | 220002 |
| LIK224.1830.03.IK | 180 | 180 | 300 | 14 | 19 | 17,9 | f ₂ +w/2 | 3 | 29 | 224038 | 220002 |
| LIK224.3000.03.IK | 300 | 300 | 1000 | 14 | 19 | 17,4 | f ₂ +w/2 | 3 | 29 | 224038 | 220002 |
| LIK224.3847.04.IK | 90 | 38 | 47 | 14 | 19 | 17,4 | f ₂ +w/2 | 4 | 29 | 224048 | 220002 |
| LIK224.4760.04.IK | 90 | 47 | 60 | 14 | 19 | 17,4 | f ₂ +w/2 | 4 | 29 | 224048 | 220002 |
| LIK224.6075.04.IK | 90 | 60 | 75 | 14 | 19 | 17,4 | f ₂ +w/2 | 4 | 29 | 224048 | 220002 |
| LIK224.7590.04.IK | 90 | 75 | 90 | 14 | 19 | 17,4 | f ₂ +w/2 | 4 | 29 | 224048 | 220002 |
| LIK224.9013.04.IK | 90 | 90 | 130 | 14 | 19 | 17,4 | f ₂ +w/2 | 4 | 29 | 224048 | 220002 |
| LIK224.1318.04.IK | 130 | 130 | 180 | 14 | 19 | 17,4 | f ₂ +w/2 | 4 | 29 | 224048 | 220002 |
| LIK224.1830.04.IK | 180 | 180 | 300 | 14 | 19 | 17,4 | f ₂ +w/2 | 4 | 29 | 224048 | 220002 |
| LIK224.3000.04.IK | 300 | 300 | 1000 | 14 | 19 | 17,4 | f ₂ +w/2 | 4 | 29 | 224048 | 220002 |

* Respecter la largeur de la plaquette

* Si prega di notare la larghezza dell'inserto

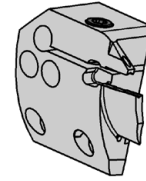
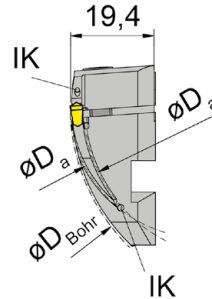
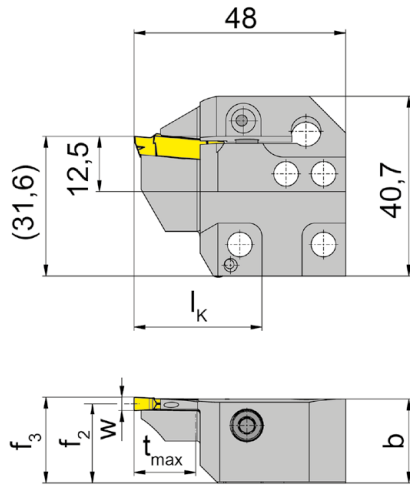
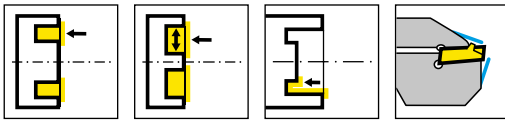
La vis de serrage est vendue avec le base de support.

La vite di bloccaggio è fornita col portainserito base - non va ordinata separatamente.

Pièces Détachées

Ricambi

| Cassette Cartuccia | Vis de serrage Vite di serraggio | Tournevis TORX PLUS® Cacciavite TORX PLUS® |
|-----------------------|-------------------------------------|---|
| LIK224... | 5.13T20P | T20PQ |



L = version à gauche

L = versione sinistra

| N° de commande Codice prodotto | D_{Bohr} | $D_{a\ min}$ | $D_{a\ max}$ | t_{max} | b | f_2 | f_3 | w | l_k | HWS* | HMS |
|-----------------------------------|------------|--------------|--------------|-----------|-------|-------|-----------|---|-------|--------|--------|
| LIK224.3847.05.IK | 90 | 38 | 47 | 14 | 19 | 16,9 | $f_2+w/2$ | 5 | 29 | 224058 | 220002 |
| LIK224.4760.05.IK | 90 | 47 | 60 | 14 | 19 | 17,4 | $f_2+w/2$ | 5 | 29 | 224058 | 220002 |
| LIK224.6075.05.IK | 90 | 60 | 75 | 14 | 19 | 16,9 | $f_2+w/2$ | 5 | 29 | 224058 | 220002 |
| LIK224.7590.05.IK | 90 | 75 | 90 | 14 | 19 | 16,9 | $f_2+w/2$ | 5 | 29 | 224058 | 220002 |
| LIK224.9013.05.IK | 90 | 90 | 130 | 14 | 19 | 16,9 | $f_2+w/2$ | 5 | 29 | 224058 | 220002 |
| LIK224.1318.05.IK | 130 | 130 | 180 | 14 | 19 | 16,9 | $f_2+w/2$ | 5 | 29 | 224058 | 220002 |
| LIK224.1830.05.IK | 180 | 180 | 300 | 14 | 19 | 16,9 | $f_2+w/2$ | 5 | 29 | 224058 | 220002 |
| LIK224.3000.05.IK | 300 | 300 | 1000 | 14 | 18,9 | 16,9 | $f_2+w/2$ | 5 | 29 | 224058 | 220002 |
| LIK224.6075.06.IK | 90 | 60 | 75 | 14 | 19 | 16,4 | $f_2+w/2$ | 6 | 29 | 224068 | 220002 |
| LIK224.7590.06.IK | 90 | 75 | 90 | 14 | 19 | 16,4 | $f_2+w/2$ | 6 | 29 | 224068 | 220002 |
| LIK224.9013.06.IK | 90 | 90 | 130 | 14 | 19 | 16,4 | $f_2+w/2$ | 6 | 29 | 224068 | 220002 |
| LIK224.1318.06.IK | 130 | 130 | 180 | 14 | 19 | 16,4 | $f_2+w/2$ | 6 | 29 | 224068 | 220002 |
| LIK224.1830.06.IK | 180 | 180 | 300 | 14 | 19 | 16,4 | $f_2+w/2$ | 6 | 29 | 224068 | 220002 |
| LIK224.3000.06.IK | 300 | 300 | 1000 | 14 | 18,75 | 16,4 | $f_2+w/2$ | 6 | 29 | 224068 | 220002 |

* Respecter la largeur de la plaquette

* Si prega di notare la larghezza dell'inserto

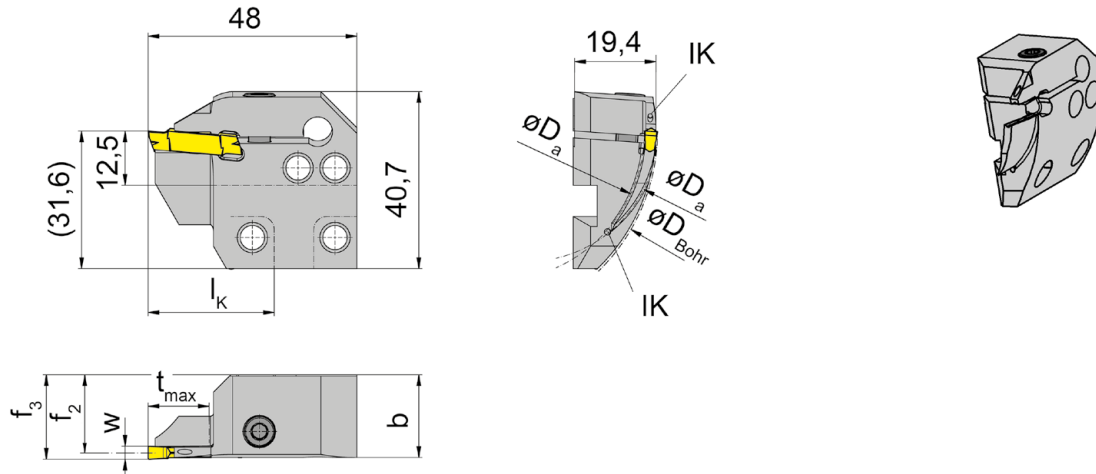
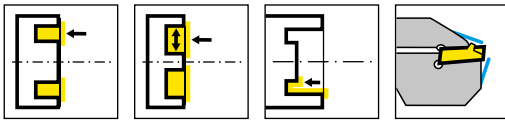
La vis de serrage est vendue avec le base de support.

La vite di bloccaggio è fornita col portainserito base - non va ordinata separatamente.

Pièces Détachées

Ricambi

| Cassette Cartuccia | Vis de serrage Vite di serraggio | Tournevis TORX PLUS® Cacciavite TORX PLUS® |
|-----------------------|-------------------------------------|---|
| LIK224... | 5.13T20P | T20PQ |



R = version à droite

R = versione destra

| N° de commande Codice prodotto | D _{Bohr} | D _{a min} | D _{a max} | t _{max} | b | f ₂ | f ₃ | w | l _K | HWS* | HMS |
|-----------------------------------|-------------------|--------------------|--------------------|------------------|-------|----------------|---------------------|---|----------------|--------|--------|
| RIK224.5060.03.IK | 90 | 50 | 60 | 14 | 19 | 17,9 | f ₂ +w/2 | 3 | 29 | 224038 | 220001 |
| RIK224.6075.03.IK | 90 | 60 | 75 | 14 | 19 | 17,9 | f ₂ +w/2 | 3 | 29 | 224038 | 220001 |
| RIK224.7590.03.IK | 90 | 75 | 90 | 14 | 19 | 17,9 | f ₂ +w/2 | 3 | 29 | 224038 | 220001 |
| RIK224.9011.03.IK | 90 | 90 | 110 | 14 | 19 | 17,9 | f ₂ +w/2 | 3 | 29 | 224038 | 220001 |
| RIK224.1113.03.IK | 110 | 110 | 130 | 14 | 19 | 17,9 | f ₂ +w/2 | 3 | 29 | 224038 | 220001 |
| RIK224.1318.03.IK | 130 | 130 | 180 | 14 | 19,05 | 17,9 | f ₂ +w/2 | 3 | 29 | 224038 | 220001 |
| RIK224.1830.03.IK | 180 | 180 | 300 | 14 | 19 | 17,9 | f ₂ +w/2 | 3 | 29 | 224038 | 220001 |
| RIK224.3000.03.IK | 300 | 300 | 1000 | 14 | 19,1 | 17,4 | f ₂ +w/2 | 3 | 29 | 224038 | 220001 |
| RIK224.3847.04.IK | 90 | 38 | 47 | 14 | 19 | 17,4 | f ₂ +w/2 | 4 | 29 | 224048 | 220001 |
| RIK224.4760.04.IK | 90 | 47 | 60 | 14 | 19 | 17,4 | f ₂ +w/2 | 4 | 29 | 224048 | 220001 |
| RIK224.6075.04.IK | 90 | 60 | 75 | 14 | 19 | 17,4 | f ₂ +w/2 | 4 | 29 | 224048 | 220001 |
| RIK224.7590.04.IK | 90 | 75 | 90 | 14 | 19 | 17,4 | f ₂ +w/2 | 4 | 29 | 224048 | 220001 |
| RIK224.9013.04.IK | 90 | 90 | 130 | 14 | 19 | 17,4 | f ₂ +w/2 | 4 | 29 | 224048 | 220001 |
| RIK224.1318.04.IK | 130 | 130 | 180 | 14 | 19 | 17,4 | f ₂ +w/2 | 4 | 29 | 224048 | 220001 |
| RIK224.1830.04.IK | 180 | 180 | 300 | 14 | 19 | 17,4 | f ₂ +w/2 | 4 | 29 | 224048 | 220001 |
| RIK224.3000.04.IK | 300 | 300 | 1000 | 14 | 19 | 17,4 | f ₂ +w/2 | 4 | 29 | 224048 | 220001 |

* Respecter la largeur de la plaquette

* Si prega di notare la larghezza dell'inserto

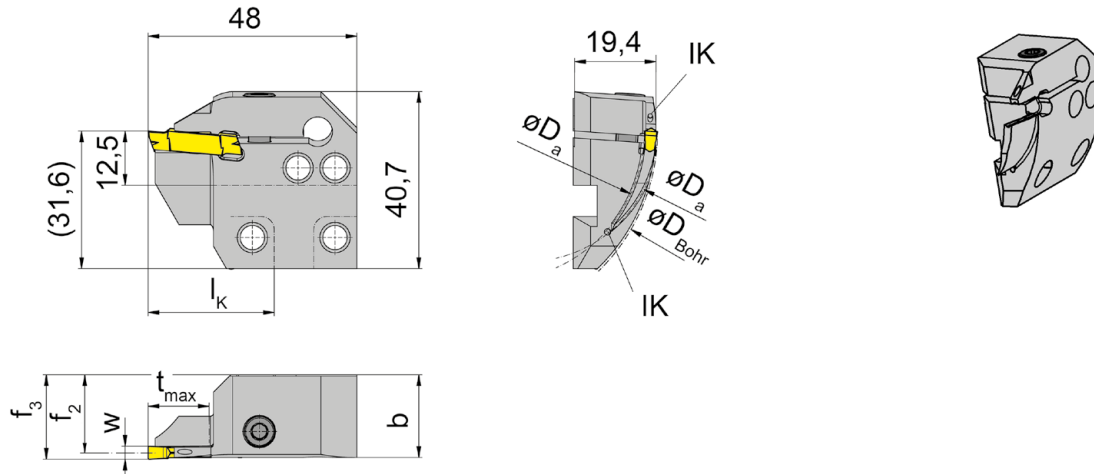
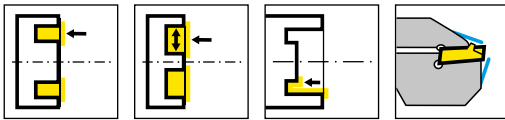
La vis de serrage est vendue avec le base de support.

La vite di bloccaggio è fornita col portainserito base - non va ordinata separatamente.

Pièces Détachées

Ricambi

| Cassette Cartuccia | Vis de serrage Vite di serraggio | Tournevis TORX PLUS® Cacciavite TORX PLUS® |
|-----------------------|-------------------------------------|---|
| RIK224... | 5.13T20P | T20PQ |



R = version à droite

R = versione destra

| N° de commande Codice prodotto | D _{Bohr} | D _{a min} | D _{a max} | t _{max} | b | f ₂ | f ₃ | w | l _K | HWS* | HMS |
|-----------------------------------|-------------------|--------------------|--------------------|------------------|-------|----------------|---------------------|---|----------------|--------|--------|
| RIK224.3847.05.IK | 90 | 38 | 47 | 14 | 19 | 16,9 | f ₂ +w/2 | 5 | 29 | 224058 | 220001 |
| RIK224.4760.05.IK | 90 | 47 | 60 | 14 | 19 | 17,4 | f ₂ +w/2 | 5 | 29 | 224058 | 220001 |
| RIK224.6075.05.IK | 90 | 60 | 75 | 14 | 19 | 16,9 | f ₂ +w/2 | 5 | 29 | 224058 | 220001 |
| RIK224.7590.05.IK | 90 | 75 | 90 | 14 | 19 | 16,9 | f ₂ +w/2 | 5 | 29 | 224058 | 220001 |
| RIK224.9013.05.IK | 90 | 90 | 130 | 14 | 19 | 16,9 | f ₂ +w/2 | 5 | 29 | 224058 | 220001 |
| RIK224.1318.05.IK | 130 | 130 | 180 | 14 | 19 | 16,9 | f ₂ +w/2 | 5 | 29 | 224058 | 220001 |
| RIK224.1830.05.IK | 180 | 180 | 300 | 14 | 19 | 16,9 | f ₂ +w/2 | 5 | 29 | 224058 | 220001 |
| RIK224.3000.05.IK | 300 | 300 | 1000 | 14 | 18,9 | 16,9 | f ₂ +w/2 | 5 | 29 | 224058 | 220001 |
| RIK224.6075.06.IK | 90 | 60 | 75 | 14 | 19 | 16,4 | f ₂ +w/2 | 6 | 29 | 224068 | 220001 |
| RIK224.7590.06.IK | 90 | 75 | 90 | 14 | 19 | 16,4 | f ₂ +w/2 | 6 | 29 | 224068 | 220001 |
| RIK224.9013.06.IK | 90 | 90 | 130 | 14 | 19 | 16,4 | f ₂ +w/2 | 6 | 29 | 224068 | 220001 |
| RIK224.1318.06.IK | 130 | 130 | 180 | 14 | 19 | 16,4 | f ₂ +w/2 | 6 | 29 | 224068 | 220001 |
| RIK224.1830.06.IK | 180 | 180 | 300 | 14 | 19 | 16,4 | f ₂ +w/2 | 6 | 29 | 224068 | 220001 |
| RIK224.3000.06.IK | 300 | 300 | 1000 | 14 | 18,75 | 16,4 | f ₂ +w/2 | 6 | 29 | 224068 | 220001 |

* Respecter la largeur de la plaquette

* Si prega di notare la larghezza dell'inserto

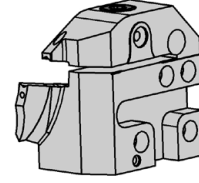
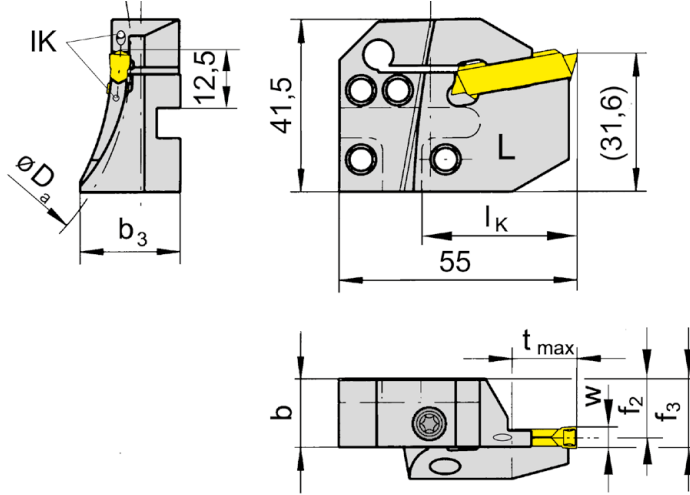
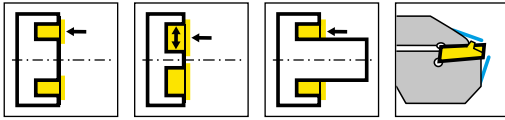
La vis de serrage est vendue avec le base de support.

La vite di bloccaggio è fornita col portainserito base - non va ordinata separatamente.

Pièces Détachées

Ricambi

| Cassette Cartuccia | Vis de serrage Vite di serraggio | Tournevis TORX PLUS® Cacciavite TORX PLUS® |
|-----------------------|-------------------------------------|---|
| RIK224... | 5.13T20P | T20PQ |



L = version à gauche
L = versione sinistra

| N° de commande Codice prodotto | D _{a min} | D _{a max} | t _{max} | b | b ₃ | f ₂ | f ₃ | w | l _K | HWS* | HMS |
|-----------------------------------|--------------------|--------------------|------------------|------|----------------|----------------|---------------------|---|----------------|-----------------|--------|
| LAK220.6575.04.IK | 65 | 75 | 10 | 15,7 | 23 | 14,4 | f ₂ +w/2 | 4 | 36 | 229050 • 229051 | 220002 |
| LAK220.7595.04.IK | 75 | 95 | 15 | 15,7 | 23 | 14,4 | f ₂ +w/2 | 4 | 36 | 229040 | 220002 |
| LAK220.9513.04.IK | 95 | 130 | 25 | 15,7 | 21,2 | 14,4 | f ₂ +w/2 | 4 | 36 | 229050 • 229051 | 220002 |
| LAK220.1318.04.IK | 130 | 180 | 25 | 15,7 | 21,2 | 14,4 | f ₂ +w/2 | 4 | 36 | 229040 | 220002 |
| LAK220.1830.04.IK | 180 | 300 | 25 | 15,7 | 21,2 | 14,4 | f ₂ +w/2 | 4 | 36 | 229050 • 229051 | 220002 |
| LAK220.3000.04.IK | 300 | 1000 | 25 | 15,7 | 16,8 | 14,4 | f ₂ +w/2 | 4 | 36 | 229050 • 229051 | 220002 |
| LAK220.6075.05.IK | 60 | 75 | 10 | 15,7 | 23 | 13,9 | f ₂ +w/2 | 5 | 36 | 229050 • 229051 | 220002 |
| LAK220.7595.05.IK | 75 | 95 | 17 | 15,7 | 23 | 13,9 | f ₂ +w/2 | 5 | 36 | 229040 | 220002 |
| LAK220.9513.05.IK | 95 | 130 | 25 | 15,7 | 23 | 13,9 | f ₂ +w/2 | 5 | 36 | 229040 | 220002 |
| LAK220.1318.05.IK | 130 | 180 | 25 | 15,7 | 21,2 | 13,9 | f ₂ +w/2 | 5 | 36 | 229040 | 220002 |
| LAK220.1830.05.IK | 180 | 300 | 25 | 15,7 | 19 | 13,9 | f ₂ +w/2 | 5 | 36 | 229040 | 220002 |
| LAK220.3000.05.IK | 300 | 1000 | 25 | 15,7 | 16,8 | 13,9 | f ₂ +w/2 | 5 | 36 | 229040 | 220002 |
| LAK220.6075.06.IK | 60 | 75 | 10 | 15,7 | 23 | 13,4 | f ₂ +w/2 | 6 | 36 | 229040 | 220002 |
| LAK220.7595.06.IK | 75 | 95 | 17 | 15,7 | 23 | 13,4 | f ₂ +w/2 | 6 | 36 | 229050 • 229051 | 220002 |
| LAK220.9513.06.IK | 95 | 130 | 25 | 15,7 | 23 | 13,4 | f ₂ +w/2 | 6 | 36 | 229040 | 220002 |
| LAK220.1318.06.IK | 130 | 180 | 25 | 15,7 | 21,2 | 13,4 | f ₂ +w/2 | 6 | 36 | 229040 | 220002 |
| LAK220.1830.06.IK | 180 | 300 | 25 | 15,7 | 19 | 13,4 | f ₂ +w/2 | 6 | 36 | 229040 | 220002 |
| LAK220.3000.06.IK | 300 | 1000 | 25 | 15,7 | 16,8 | 13,4 | f ₂ +w/2 | 6 | 36 | 229040 | 220002 |

* Respecter la largeur de la plaquette

* Si prega di notare la larghezza dell'inserto

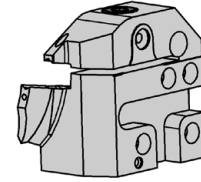
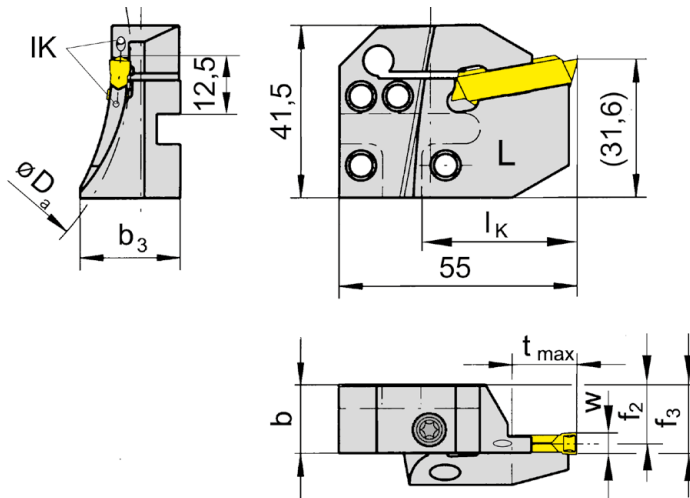
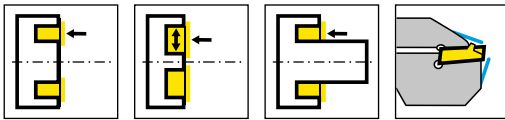
La vis de serrage est vendue avec le base de support.

La vite di bloccaggio è fornita col portainserito base - non va ordinata separatamente.

Pièces Détachées

Ricambi

| Cassette Cartuccia | Vis de serrage Vite di serraggio | Tournevis TORX PLUS® Cacciavite TORX PLUS® |
|-----------------------|-------------------------------------|---|
| LAK220... | 6.23T25P | T25PQ |



L = version à gauche
L = versione sinistra

| N° de commande Codice prodotto | D _{a min} | D _{a max} | t _{max} | b | b ₃ | f ₂ | f ₃ | w | l _K | HWS* | HMS |
|-----------------------------------|--------------------|--------------------|------------------|------|----------------|----------------|---------------------|---|----------------|-----------------|--------|
| LAK220.6575.14.IK | 65 | 75 | 10 | 15,7 | 23 | 14,4 | f ₂ +w/2 | 4 | 36 | 229040 | 220002 |
| LAK220.7595.14.IK | 75 | 95 | 15 | 15,7 | 23 | 14,4 | f ₂ +w/2 | 4 | 36 | 229040 | 220002 |
| LAK220.9513.14.IK | 95 | 130 | 15 | 15,7 | 21,2 | 14,4 | f ₂ +w/2 | 4 | 36 | 229040 | 220002 |
| LAK220.1318.14.IK | 130 | 180 | 15 | 15,7 | 21,2 | 14,4 | f ₂ +w/2 | 4 | 36 | 229050 • 229051 | 220002 |
| LAK220.1830.14.IK | 180 | 300 | 15 | 15,7 | 19 | 14,4 | f ₂ +w/2 | 4 | 36 | 229050 • 229051 | 220002 |
| LAK220.6075.15.IK | 60 | 75 | 10 | 15,7 | 23 | 13,9 | f ₂ +w/2 | 5 | 36 | 229050 • 229051 | 220002 |
| LAK220.7595.15.IK | 75 | 95 | 15 | 15,7 | 23 | 13,9 | f ₂ +w/2 | 5 | 36 | 229040 | 220002 |
| LAK220.9513.15.IK | 95 | 130 | 15 | 15,7 | 23 | 13,9 | f ₂ +w/2 | 5 | 36 | 229040 | 220002 |
| LAK220.1318.15.IK | 130 | 180 | 15 | 15,7 | 21,2 | 13,9 | f ₂ +w/2 | 5 | 36 | 229040 | 220002 |
| LAK220.1830.15.IK | 180 | 300 | 15 | 15,7 | 19 | 13,9 | f ₂ +w/2 | 5 | 36 | 229040 | 220002 |
| LAK220.6075.16.IK | 60 | 75 | 10 | 15,7 | 23 | 13,4 | f ₂ +w/2 | 6 | 36 | 229040 | 220002 |
| LAK220.7595.16.IK | 75 | 95 | 15 | 15,7 | 23 | 13,4 | f ₂ +w/2 | 6 | 36 | 229040 | 220002 |
| LAK220.9513.16.IK | 95 | 130 | 15 | 15,7 | 23 | 13,4 | f ₂ +w/2 | 6 | 36 | 229050 • 229051 | 220002 |
| LAK220.1830.16.IK | 180 | 300 | 15 | 15,7 | 19 | 13,4 | f ₂ +w/2 | 6 | 36 | 229040 | 220002 |
| LAK220.1318.16.IK | 130 | 180 | 15 | 15,7 | 21,2 | 13,4 | f ₂ +w/2 | 6 | 36 | 229040 | 220002 |

* Respecter la largeur de la plaquette

* Si prega di notare la larghezza dell'inserto

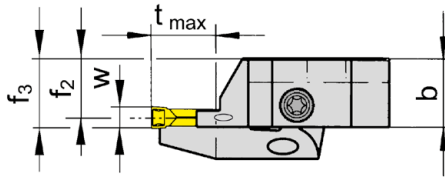

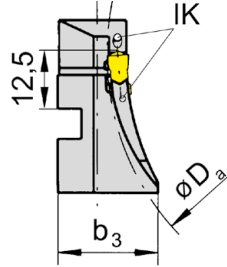
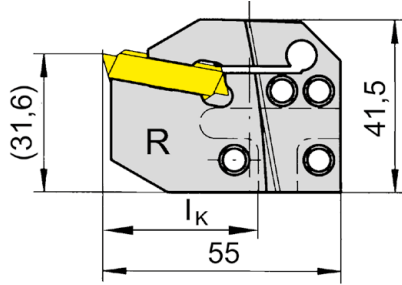
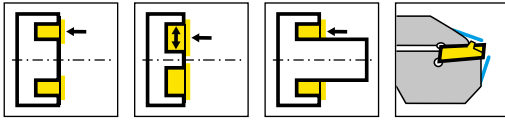
La vis de serrage est vendue avec le base de support.

La vite di bloccaggio è fornita col portainserito base - non va ordinata separatamente.

Pièces Détachées

Ricambi

| Cassette Cartuccia | Vis de serrage Vite di serraggio | Tournevis TORX PLUS® Cacciavite TORX PLUS® |
|-----------------------|-------------------------------------|---|
| LAK220... | 6.23T25P | T25PQ |



R = version à droite
R = versione destra

| N° de commande Codice prodotto | D _{a min} | D _{a max} | t _{max} | b | b ₃ | f ₂ | f ₃ | w | l _k | HWS* | HMS |
|-----------------------------------|--------------------|--------------------|------------------|------|----------------|----------------|---------------------|---|----------------|-----------------|--------|
| RAK220.6575.04.IK | 65 | 75 | 10 | 15,7 | 23 | 14,4 | f ₂ +w/2 | 4 | 36 | 229040 | 220001 |
| RAK220.7595.04.IK | 75 | 95 | 15 | 15,7 | 23 | 14,4 | f ₂ +w/2 | 4 | 36 | 229040 | 220001 |
| RAK220.9513.04.IK | 95 | 130 | 25 | 15,7 | 21,2 | 14,4 | f ₂ +w/2 | 4 | 36 | 229040 | 220001 |
| RAK220.1318.04.IK | 130 | 180 | 25 | 15,7 | 21,2 | 14,4 | f ₂ +w/2 | 4 | 36 | 229040 | 220001 |
| RAK220.1830.04.IK | 180 | 300 | 25 | 15,7 | 19 | 14,4 | f ₂ +w/2 | 4 | 36 | 229040 | 220001 |
| RAK220.3000.04.IK | 300 | 1000 | 25 | 15,7 | 16,8 | 14,4 | f ₂ +w/2 | 4 | 36 | 229040 | 220001 |
| RAK220.6075.05.IK | 60 | 75 | 10 | 15,7 | 23 | 13,9 | f ₂ +w/2 | 5 | 36 | 229040 | 220001 |
| RAK220.7595.05.IK | 75 | 95 | 15 | 15,7 | 23 | 13,9 | f ₂ +w/2 | 5 | 36 | 229040 | 220001 |
| RAK220.9513.05.IK | 95 | 130 | 25 | 15,7 | 23 | 13,9 | f ₂ +w/2 | 5 | 36 | 229040 | 220001 |
| RAK220.1318.05.IK | 130 | 180 | 25 | 15,7 | 21,2 | 13,9 | f ₂ +w/2 | 5 | 36 | 229040 | 220001 |
| RAK220.1830.05.IK | 180 | 300 | 25 | 15,7 | 19 | 13,9 | f ₂ +w/2 | 5 | 36 | 229040 | 220001 |
| RAK220.3000.05.IK | 300 | 1000 | 25 | 15,7 | 16,8 | 13,9 | f ₂ +w/2 | 5 | 36 | 229040 | 220001 |
| RAK220.6075.06.IK | 60 | 75 | 10 | 15,7 | 23 | 13,4 | f ₂ +w/2 | 6 | 36 | 229050 • 229051 | 220001 |
| RAK220.7595.06.IK | 75 | 95 | 17 | 15,7 | 23 | 13,4 | f ₂ +w/2 | 6 | 36 | 229050 • 229051 | 220001 |
| RAK220.9513.06.IK | 95 | 130 | 25 | 15,7 | 23 | 13,4 | f ₂ +w/2 | 6 | 36 | 229050 • 229051 | 220001 |
| RAK220.1318.06.IK | 130 | 180 | 25 | 15,7 | 21,2 | 13,4 | f ₂ +w/2 | 6 | 36 | 229050 • 229051 | 220001 |
| RAK220.1830.06.IK | 180 | 300 | 25 | 15,7 | 19 | 13,4 | f ₂ +w/2 | 6 | 36 | 229050 • 229051 | 220001 |
| RAK220.3000.06.IK | 300 | 1000 | 25 | 15,7 | 16,8 | 13,4 | f ₂ +w/2 | 6 | 36 | 229050 • 229051 | 220001 |

* Respecter la largeur de la plaquette

* Si prega di notare la larghezza dell'inserto

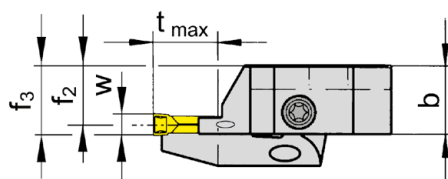

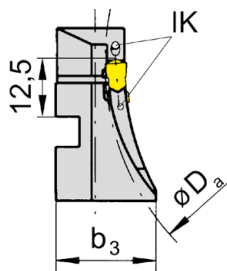
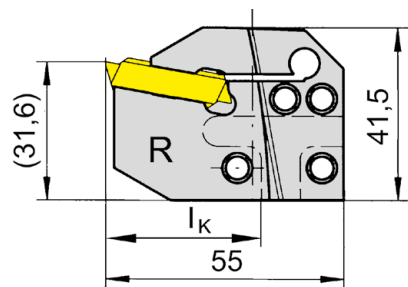
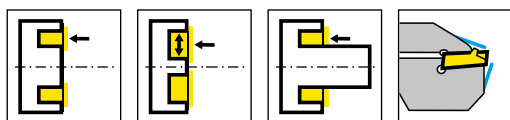
La vis de serrage est vendue avec le base de support.

La vite di bloccaggio è fornita col portainserito base - non va ordinata separatamente.

Pièces Détachées

Ricambi

| Cassette Cartuccia | Vis de serrage Vite di serraggio | Tournevis TORX PLUS® Cacciavite TORX PLUS® |
|-----------------------|-------------------------------------|---|
| RAK220... | 6.23T25P | T25PQ |



R = version à droite

R = versione destra

| N° de commande Codice prodotto | D _{a min} | D _{a max} | t _{max} | b | b ₃ | f ₂ | f ₃ | w | l _k | HWS* | HMS |
|-----------------------------------|--------------------|--------------------|------------------|------|----------------|----------------|---------------------|---|----------------|-----------------|--------|
| RAK220.6575.14.IK | 65 | 75 | 10 | 15,7 | 23 | 14,4 | f ₂ +w/2 | 4 | 36 | 229040 | 220001 |
| RAK220.7595.14.IK | 75 | 95 | 15 | 15,7 | 23 | 14,4 | f ₂ +w/2 | 4 | 36 | 229040 | 220001 |
| RAK220.9513.14.IK | 95 | 130 | 15 | 15,7 | 21,2 | 14,4 | f ₂ +w/2 | 4 | 36 | 229040 | 220001 |
| RAK220.1318.14.IK | 130 | 180 | 15 | 15,7 | 21,2 | 14,4 | f ₂ +w/2 | 4 | 36 | 229040 | 220001 |
| RAK220.1830.14.IK | 180 | 300 | 15 | 15,7 | 19 | 14,4 | f ₂ +w/2 | 4 | 36 | 229040 | 220001 |
| RAK220.6075.15.IK | 60 | 75 | 10 | 15,7 | 23 | 13,4 | f ₂ +w/2 | 5 | 36 | 229040 | 220001 |
| RAK220.7595.15.IK | 75 | 95 | 15 | 15,7 | 23 | 13,9 | f ₂ +w/2 | 5 | 36 | 229040 | 220001 |
| RAK220.9513.15.IK | 95 | 130 | 15 | 15,7 | 23 | 13,9 | f ₂ +w/2 | 5 | 36 | 229040 | 220001 |
| RAK220.1318.15.IK | 130 | 180 | 15 | 15,7 | 21,2 | 13,9 | f ₂ +w/2 | 5 | 36 | 229040 | 220001 |
| RAK220.1830.15.IK | 180 | 300 | 15 | 15,7 | 19 | 13,9 | f ₂ +w/2 | 5 | 36 | 229040 | 220001 |
| RAK220.6075.16.IK | 60 | 75 | 10 | 15,7 | 23 | 13,4 | f ₂ +w/2 | 6 | 36 | 229050 • 229051 | 220001 |
| RAK220.7595.16.IK | 75 | 95 | 15 | 15,7 | 23 | 13,4 | f ₂ +w/2 | 6 | 36 | 229050 • 229051 | 220001 |
| RAK220.9513.16.IK | 95 | 130 | 15 | 15,7 | 23 | 13,4 | f ₂ +w/2 | 6 | 36 | 229050 • 229051 | 220001 |
| RAK220.1318.16.IK | 130 | 180 | 15 | 15,7 | 21,2 | 13,4 | f ₂ +w/2 | 6 | 36 | 229050 • 229051 | 220001 |
| RAK220.1830.16.IK | 180 | 300 | 15 | 15,7 | 19 | 13,4 | f ₂ +w/2 | 6 | 36 | 229050 • 229051 | 220001 |

* Respecter la largeur de la plaquette

* Si prega di notare la larghezza dell'inserto

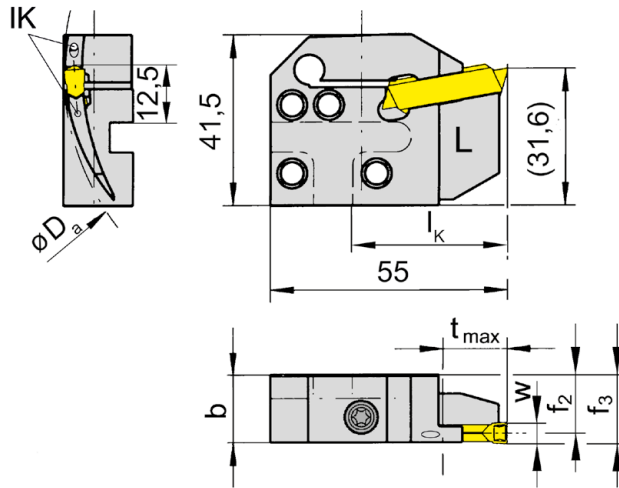
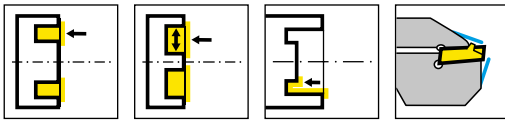
La vis de serrage est vendue avec le base de support.

La vite di bloccaggio è fornita col portainserito base - non va ordinata separatamente.

Pièces Détachées

Ricambi

| Cassette Cartuccia | Vis de serrage Vite di serraggio | Tournevis TORX PLUS® Cacciavite TORX PLUS® |
|-----------------------|-------------------------------------|---|
| RAK220... | 6.23T25P | T25PQ |



L = version à gauche

L = versione sinistra

| N° de commande Codice prodotto | $D_{a \min}$ | $D_{a \max}$ | t_{\max} | b | f_2 | f_3 | w | l_K | HWS* | HMS |
|-----------------------------------|--------------|--------------|------------|------|-------|-----------|---|-------|-----------------|--------|
| LIK220.6575.04.IK | 65 | 75 | 10-15 | 15,7 | 14,4 | $f_2+w/2$ | 4 | 36 | 229040 | 220002 |
| LIK220.7595.04.IK | 75 | 95 | 15-25 | 15,7 | 14,4 | $f_2+w/2$ | 4 | 36 | 229040 | 220002 |
| LIK220.9513.04.IK | 95 | 130 | 25 | 15,7 | 14,4 | $f_2+w/2$ | 4 | 36 | 229040 | 220002 |
| LIK220.1318.04.IK | 130 | 180 | 25 | 15,7 | 14,4 | $f_2+w/2$ | 4 | 36 | 229040 | 220002 |
| LIK220.1830.04.IK | 180 | 300 | 25 | 15,7 | 14,4 | $f_2+w/2$ | 4 | 36 | 229040 | 220002 |
| LIK220.3000.04.IK | 300 | 1000 | 25 | 15,7 | 14,4 | $f_2+w/2$ | 4 | 36 | 229040 | 220002 |
| LIK220.6075.05.IK | 60 | 75 | 10 | 15,7 | 13,9 | $f_2+w/2$ | 5 | 36 | 229040 | 220002 |
| LIK220.7595.05.IK | 75 | 95 | 17 | 15,7 | 13,9 | $f_2+w/2$ | 5 | 36 | 229040 | 220002 |
| LIK220.9513.05.IK | 95 | 130 | 25 | 15,7 | 13,9 | $f_2+w/2$ | 5 | 36 | 229040 | 220002 |
| LIK220.1318.05.IK | 130 | 180 | 25 | 15,7 | 13,9 | $f_2+w/2$ | 5 | 36 | 229040 | 220002 |
| LIK220.1830.05.IK | 180 | 300 | 25 | 15,7 | 13,9 | $f_2+w/2$ | 5 | 36 | 229040 | 220002 |
| LIK220.3000.05.IK | 300 | 1000 | 25 | 15,7 | 13,9 | $f_2+w/2$ | 5 | 36 | 229040 | 220002 |
| LIK220.6075.06.IK | 60 | 75 | 10-17 | 15,7 | 13,4 | $f_2+w/2$ | 6 | 36 | 229050 • 229051 | 220002 |
| LIK220.7595.06.IK | 75 | 95 | 17-25 | 15,7 | 13,4 | $f_2+w/2$ | 6 | 36 | 229050 • 229051 | 220002 |
| LIK220.9513.06.IK | 95 | 130 | 25 | 15,7 | 13,4 | $f_2+w/2$ | 6 | 36 | 229050 • 229051 | 220002 |
| LIK220.1318.06.IK | 130 | 180 | 25 | 15,7 | 13,4 | $f_2+w/2$ | 6 | 36 | 229050 • 229051 | 220002 |
| LIK220.1830.06.IK | 180 | 300 | 25 | 15,7 | 13,4 | $f_2+w/2$ | 6 | 36 | 229050 • 229051 | 220002 |
| LIK220.3000.06.IK | 300 | 1000 | 25 | 15,7 | 13,4 | $f_2+w/2$ | 6 | 36 | 229050 • 229051 | 220002 |

* Respecter la largeur de la plaquette

* Si prega di notare la larghezza dell'inserto

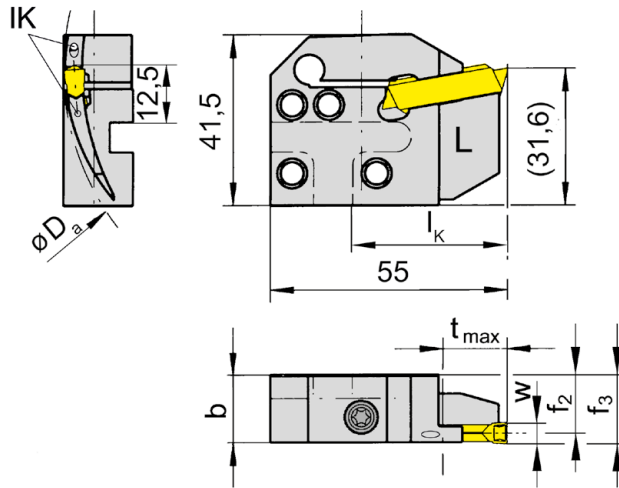
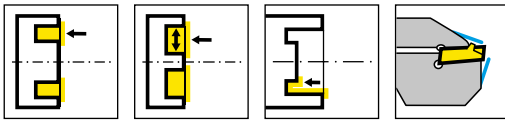
La vis de serrage est vendue avec le base de support.

La vite di bloccaggio è fornita col portainserito base - non va ordinata separatamente.

Pièces Détachées

Ricambi

| Cassette Cartuccia | Vis de serrage Vite di serraggio | Tournevis TORX PLUS® Cacciavite TORX PLUS® |
|-----------------------|-------------------------------------|---|
| LIK220... | 6.23T25P | T25PQ |



L = version à gauche

L = versione sinistra

| N° de commande Codice prodotto | $D_{a \min}$ | $D_{a \max}$ | t_{\max} | b | f_2 | f_3 | w | l_K | HWS* | HMS |
|-----------------------------------|--------------|--------------|------------|------|-------|-----------|---|-------|-----------------|--------|
| LIK220.6575.14.IK | 65 | 75 | 10 | 15,7 | 14,4 | $f_2+w/2$ | 4 | 36 | 229040 | 220002 |
| LIK220.7595.14.IK | 75 | 95 | 15 | 15,7 | 14,4 | $f_2+w/2$ | 4 | 36 | 229040 | 220002 |
| LIK220.9513.14.IK | 95 | 130 | 15 | 15,7 | 14,4 | $f_2+w/2$ | 4 | 36 | 229040 | 220002 |
| LIK220.1830.14.IK | 180 | 300 | 15 | 15,7 | 14,4 | $f_2+w/2$ | 4 | 36 | 229040 | 220002 |
| LIK220.6075.15.IK | 60 | 75 | 10 | 15,7 | 13,9 | $f_2+w/2$ | 5 | 36 | 229040 | 220002 |
| LIK220.9513.15.IK | 95 | 130 | 15 | 15,7 | 13,9 | $f_2+w/2$ | 5 | 36 | 229040 | 220002 |
| LIK220.1318.15.IK | 130 | 180 | 15 | 15,7 | 13,9 | $f_2+w/2$ | 5 | 36 | 229040 | 220002 |
| LIK220.1830.15.IK | 180 | 300 | 15 | 15,7 | 13,9 | $f_2+w/2$ | 5 | 36 | 229040 | 220002 |
| LIK220.6075.16.IK | 130 | 180 | 10 | 15,7 | 13,4 | $f_2+w/2$ | 6 | 36 | 229050 • 229051 | 220002 |
| LIK220.7595.16.IK | 75 | 95 | 15 | 15,7 | 13,4 | $f_2+w/2$ | 6 | 36 | 229050 • 229051 | 220002 |
| LIK220.9513.16.IK | 95 | 130 | 15 | 15,7 | 13,4 | $f_2+w/2$ | 6 | 36 | 229050 • 229051 | 220002 |
| LIK220.1318.16.IK | 130 | 180 | 15 | 15,7 | 13,4 | $f_2+w/2$ | 6 | 36 | 229050 • 229051 | 220002 |
| LIK220.1830.16.IK | 180 | 300 | 15 | 15,7 | 13,4 | $f_2+w/2$ | 6 | 36 | 229050 • 229051 | 220002 |

* Respecter la largeur de la plaquette

* Si prega di notare la larghezza dell'inserto

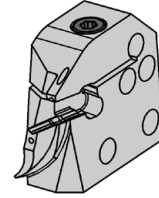
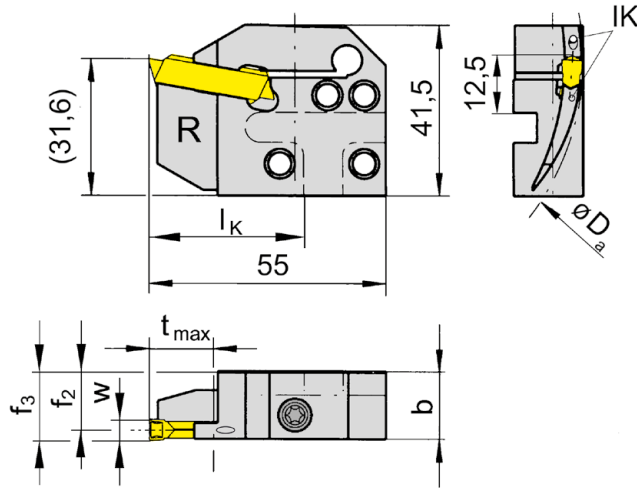
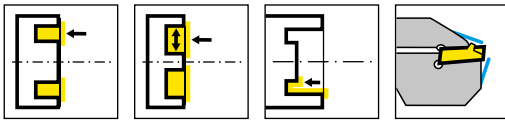
La vis de serrage est vendue avec le base de support.

La vite di bloccaggio è fornita col portainserito base - non va ordinata separatamente.

Pièces Détachées

Ricambi

| Cassette Cartuccia | Vis de serrage Vite di serraggio | Tournevis TORX PLUS® Cacciavite TORX PLUS® |
|-----------------------|-------------------------------------|---|
| LIK220... | 6.23T25P | T25PQ |



R = version à droite
R = versione destra

| N° de commande Codice prodotto | D _{a min} | D _{a max} | t _{max} | b | f ₂ | f ₃ | w | l _K | HWS* | HMS |
|-----------------------------------|--------------------|--------------------|------------------|------|----------------|---------------------|---|----------------|-----------------|--------|
| RIK220.6575.04.IK | 65 | 75 | 10-15 | 15,7 | 14,4 | f ₂ +w/2 | 4 | 36 | 229040 | 220001 |
| RIK220.7595.04.IK | 75 | 95 | 15-25 | 15,7 | 14,4 | f ₂ +w/2 | 4 | 36 | 229040 | 220001 |
| RIK220.9513.04.IK | 95 | 130 | 25 | 15,7 | 14,4 | f ₂ +w/2 | 4 | 36 | 229040 | 220001 |
| RIK220.1318.04.IK | 130 | 180 | 25 | 15,7 | 14,4 | f ₂ +w/2 | 4 | 36 | 229040 | 220001 |
| RIK220.1830.04.IK | 180 | 300 | 25 | 15,7 | 14,4 | f ₂ +w/2 | 4 | 36 | 229040 | 220001 |
| RIK220.3000.04.IK | 300 | 1000 | 25 | 15,7 | 14,4 | f ₂ +w/2 | 4 | 36 | 229040 | 220001 |
| RIK220.6075.05.IK | 60 | 75 | 10 | 15,7 | 13,9 | f ₂ +w/2 | 5 | 36 | 229040 | 220001 |
| RIK220.7595.05.IK | 75 | 95 | 17 | 15,7 | 13,9 | f ₂ +w/2 | 5 | 36 | 229040 | 220001 |
| RIK220.9513.05.IK | 95 | 130 | 25 | 15,7 | 13,9 | f ₂ +w/2 | 5 | 36 | 229040 | 220001 |
| RIK220.1318.05.IK | 130 | 180 | 25 | 15,7 | 13,9 | f ₂ +w/2 | 5 | 36 | 229040 | 220001 |
| RIK220.1830.05.IK | 180 | 300 | 25 | 15,7 | 13,9 | f ₂ +w/2 | 5 | 36 | 229040 | 220001 |
| RIK220.3000.05.IK | 300 | 1000 | 25 | 15,7 | 13,9 | f ₂ +w/2 | 5 | 36 | 229040 | 220001 |
| RIK220.6075.06.IK | 60 | 75 | 10-17 | 15,7 | 13,4 | f ₂ +w/2 | 6 | 36 | 229050 • 229051 | 220001 |
| RIK220.7595.06.IK | 75 | 95 | 17-25 | 15,7 | 13,4 | f ₂ +w/2 | 6 | 36 | 229050 • 229051 | 220001 |
| RIK220.9513.06.IK | 95 | 130 | 25 | 15,7 | 13,4 | f ₂ +w/2 | 6 | 36 | 229050 • 229051 | 220001 |
| RIK220.1318.06.IK | 130 | 180 | 25 | 15,7 | 13,4 | f ₂ +w/2 | 6 | 36 | 229050 • 229051 | 220001 |
| RIK220.1830.06.IK | 180 | 300 | 25 | 15,7 | 13,4 | f ₂ +w/2 | 6 | 36 | 229050 • 229051 | 220001 |
| RIK220.3000.06.IK | 300 | 1000 | 25 | 15,7 | 13,4 | f ₂ +w/2 | 6 | 36 | 229050 • 229051 | 220001 |

* Respecter la largeur de la plaquette

* Si prega di notare la larghezza dell'inserto

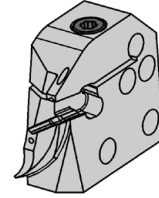
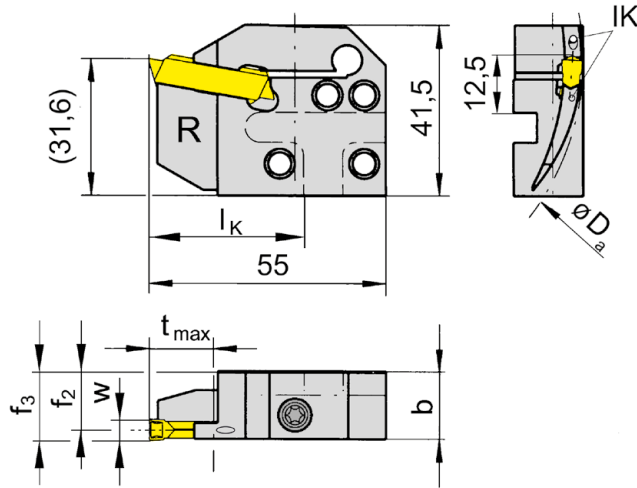
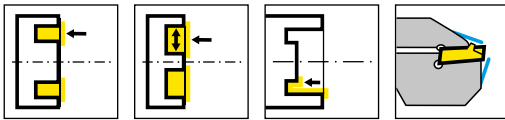
La vis de serrage est vendue avec le base de support.

La vite di bloccaggio è fornita col portainserito base - non va ordinata separatamente.

Pièces Détachées

Ricambi

| Cassette Cartuccia | Vis de serrage Vite di serraggio | Tournevis TORX PLUS® Cacciavite TORX PLUS® |
|-----------------------|-------------------------------------|---|
| RIK220... | 6.23T25P | T25PQ |



R = version à droite

R = versione destra

| N° de commande Codice prodotto | D _{a min} | D _{a max} | t _{max} | b | f ₂ | f ₃ | w | l _K | HWS* | HMS |
|-----------------------------------|--------------------|--------------------|------------------|------|----------------|---------------------|---|----------------|-----------------|--------|
| RIK220.6575.14.IK | 65 | 75 | 10 | 15,7 | 14,4 | f ₂ +w/2 | 4 | 36 | 229040 | 220001 |
| RIK220.7595.14.IK | 75 | 95 | 15 | 15,7 | 14,4 | f ₂ +w/2 | 4 | 36 | 229040 | 220001 |
| RIK220.9513.14.IK | 95 | 130 | 15 | 15,7 | 14,4 | f ₂ +w/2 | 4 | 36 | 229040 | 220001 |
| RIK220.1318.14.IK | 130 | 180 | 15 | 15,7 | 14,4 | f ₂ +w/2 | 4 | 36 | 229040 | 220001 |
| RIK220.1830.14.IK | 180 | 300 | 15 | 15,7 | 14,4 | f ₂ +w/2 | 4 | 36 | 229040 | 220001 |
| RIK220.6075.15.IK | 60 | 75 | 10 | 15,7 | 13,9 | f ₂ +w/2 | 5 | 36 | 229040 | 220001 |
| RIK220.7595.15.IK | 75 | 95 | 15 | 15,7 | 13,9 | f ₂ +w/2 | 5 | 36 | 229040 | 220001 |
| RIK220.9513.15.IK | 95 | 130 | 15 | 15,7 | 13,9 | f ₂ +w/2 | 5 | 36 | 229040 | 220001 |
| RIK220.1318.15.IK | 130 | 180 | 15 | 15,7 | 13,9 | f ₂ +w/2 | 5 | 36 | 229040 | 220001 |
| RIK220.1830.15.IK | 180 | 300 | 15 | 15,7 | 13,9 | f ₂ +w/2 | 5 | 36 | 229040 | 220001 |
| RIK220.6075.16.IK | 60 | 75 | 10 | 15,7 | 13,4 | f ₂ +w/2 | 6 | 36 | 229050 • 229051 | 220001 |
| RIK220.7595.16.IK | 75 | 95 | 15 | 15,7 | 13,4 | f ₂ +w/2 | 6 | 36 | 229050 • 229051 | 220001 |
| RIK220.9513.16.IK | 95 | 130 | 15 | 15,7 | 13,4 | f ₂ +w/2 | 6 | 36 | 229050 • 229051 | 220001 |
| RIK220.1318.16.IK | 130 | 180 | 15 | 15,7 | 13,4 | f ₂ +w/2 | 6 | 36 | 229050 • 229051 | 220001 |
| RIK220.1830.16.IK | 180 | 300 | 15 | 15,7 | 13,4 | f ₂ +w/2 | 6 | 36 | 229050 • 229051 | 220001 |

* Respecter la largeur de la plaquette

* Si prega di notare la larghezza dell'inserto

La vis de serrage est vendue avec le base de support.

La vite di bloccaggio è fornita col portainserito base - non va ordinata separatamente.

Pièces Détachées

Ricambi

| Cassette Cartuccia | Vis de serrage Vite di serraggio | Tournevis TORX PLUS® Cacciavite TORX PLUS® |
|-----------------------|-------------------------------------|---|
| RIK220... | 6.23T25P | T25PQ |

840



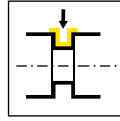
**HORN HSKT40 selon
Norme ISO 12164-3**

- Base de support
- Cassettes

**HORN HSKT40 secondo
norma ISO 12164-3**

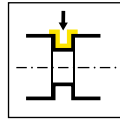
- Attacco Base
- Cartuccia

Base de support
Attacco Base
HSKT40

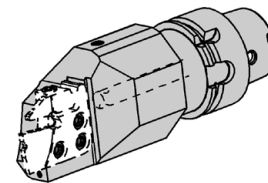
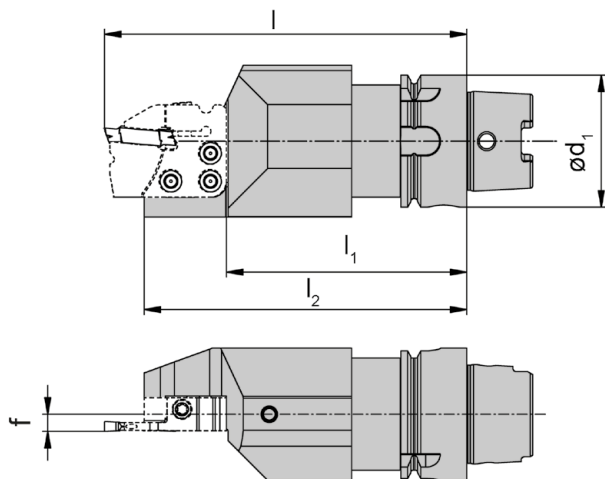
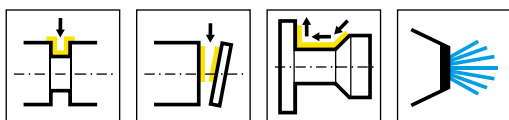


Page/Pag.
101

Cassette
Cartuccia
NK100/NK224/NK264/
NK274/NK356/NK360/
NK368



Page/Pag.
102-108



R = version à droite représentée
R = versione destra come in figura

L = version à gauche
L = versione sinistra

| N° de commande Codice prodotto | D | HWS |
|-----------------------------------|----|-----------------|
| HSKT40.L840.110.K1.IK | 47 | 840002 • 840002 |
| HSKT40.R840.110.K1.IK | 47 | 840001 |

Cote de réglage f en fonction de la cassette
Dimensione quota f dipende dalla cartuccia

La dimension „lK” correspond à „l” pour les cassettes
La dimensione „lK” corrisponde a „l” per le cassette

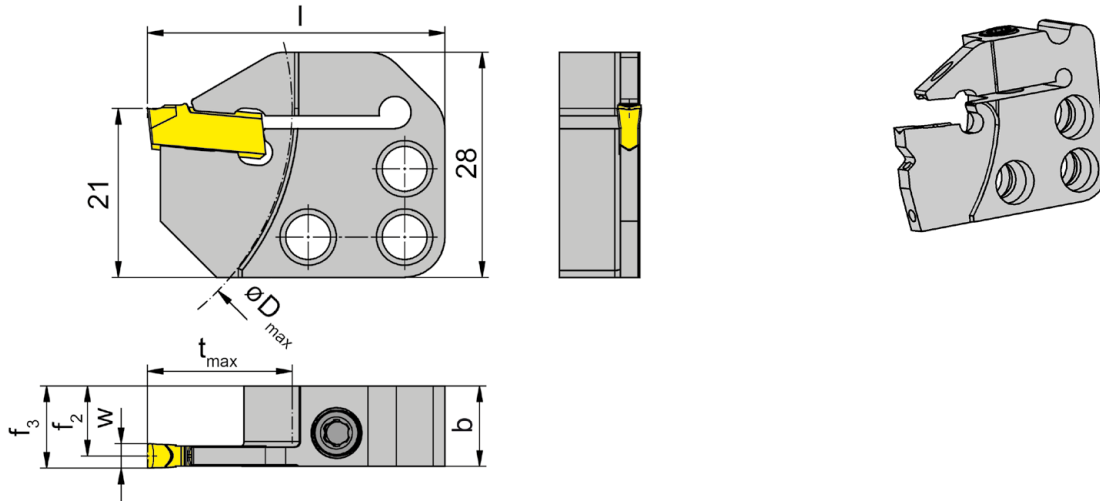
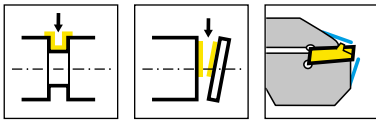
à utilisation sur des machines Multi-fonctions
da utilizzare su macchine multi-tasking

Pièces Détachées

Ricambi

| Base de support Attacco Base | Buse de pulvérisation d'arrosage Ugello nebulizzazione refrigerante | Vis de serrage Vite di serraggio | Tournevis TORX PLUS® Cacciavite TORX PLUS® |
|---------------------------------|--|-------------------------------------|---|
| HSKT40... | 020.0806.3116 | 5.18T20P | T20PQ |

B



R = version à droite représentée
R = versione destra come in figura

L = version à gauche
L = versione sinistra

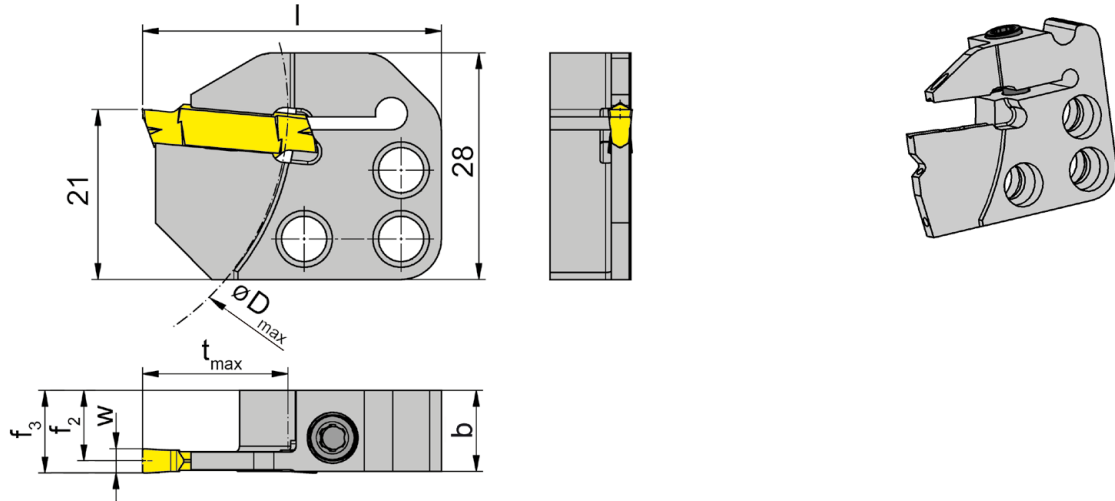
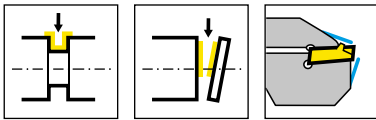
| N° de commande Codice prodotto | t_{max} | b | f_2 | f_3 | D_{max} | l | HWS | HMS |
|-----------------------------------|-----------|----|-------|-------------|-----------|----|--------|--------|
| RNK100.0840.1.4.03.IK | 18 | 10 | 8,7 | $f_2 + w/2$ | 65 | 37 | 100038 | 840001 |
| RNK100.0840.1.4.04.IK | 18 | 10 | 8,2 | $f_2 + w/2$ | 65 | 37 | 100048 | 840001 |
| RNK100.0840.3.4.02.IK | 25 | 10 | 9 | $f_2 + w/2$ | 65 | 44 | 100028 | 840001 |
| RNK100.0840.3.4.03.IK | 25 | 10 | 8,7 | $f_2 + w/2$ | 65 | 44 | 100038 | 840001 |
| RNK100.0840.1.01 | 18 | 10 | 9,2 | $f_2 + w/2$ | 65 | 37 | 100018 | 840001 |
| RNK100.0840.1.02 | 18 | 10 | 9 | $f_2 + w/2$ | 65 | 37 | 100028 | 840001 |
| RNK100.0840.1.03 | 18 | 10 | 8,7 | $f_2 + w/2$ | 65 | 37 | 100038 | 840001 |
| RNK100.0840.1.04 | 18 | 10 | 8,2 | $f_2 + w/2$ | 65 | 37 | 100048 | 840001 |
| RNK100.0840.1.05 | 18 | 10 | 7,7 | $f_2 + w/2$ | 65 | 37 | 100048 | 840001 |
| RNK100.0840.3.02 | 25 | 10 | 9 | $f_2 + w/2$ | 65 | 44 | 100028 | 840001 |
| RNK100.0840.3.03 | 25 | 10 | 8,7 | $f_2 + w/2$ | 65 | 44 | 100038 | 840001 |
| LNK100.0840.1.4.03.IK | 18 | 10 | 8,7 | $f_2 + w/2$ | 65 | 37 | 100038 | 840002 |
| LNK100.0840.1.4.04.IK | 18 | 10 | 8,2 | $f_2 + w/2$ | 65 | 37 | 100048 | 840002 |
| LNK100.0840.3.4.02.IK | 25 | 10 | 9 | $f_2 + w/2$ | 65 | 44 | 100028 | 840002 |
| LNK100.0840.1.01 | 18 | 10 | 9,2 | $f_2 + w/2$ | 65 | 37 | 100018 | 840002 |
| LNK100.0840.1.02 | 18 | 10 | 9 | $f_2 + w/2$ | 65 | 37 | 100028 | 840002 |
| LNK100.0840.1.03 | 18 | 10 | 8,7 | $f_2 + w/2$ | 65 | 37 | 100038 | 840002 |
| LNK100.0840.1.04 | 18 | 10 | 8,2 | $f_2 + w/2$ | 65 | 37 | 100048 | 840002 |
| LNK100.0840.1.05 | 18 | 10 | 7,7 | $f_2 + w/2$ | 65 | 37 | 100048 | 840002 |
| LNK100.0840.3.02 | 25 | 10 | 9 | $f_2 + w/2$ | 65 | 44 | 100028 | 840002 |
| LNK100.0840.3.03 | 25 | 10 | 8,7 | $f_2 + w/2$ | 65 | 44 | 100038 | 840002 |

w voir plaquettes
w vd. inserti

La vis de serrage est vendue avec le base de support.
La vite di bloccaggio è fornita col portainserito base - non va ordinata separatamente.

Pièces Détachées Ricambi

| Cassette Cartuccia | Vis de serrage Vite di serraggio | Tournevis TORX PLUS® Cacciavite TORX PLUS® |
|-----------------------|-------------------------------------|---|
| R/LNK100.0840... | 4.20T15P | T15PQ |
| RNK100.0840.1.03 | 4.15T15P | T15PQ |



R = version à droite représentée
R = versione destra come in figura

L = version à gauche
L = versione sinistra

| N° de commande Codice prodotto | t _{max} | b | f ₂ | f ₃ | D _{max} | l | HWS | HMS |
|-----------------------------------|------------------|----|----------------|---------------------|------------------|----|--------|--------|
| RNK224.0840.1.4.02.IK | 18 | 10 | 8,95 | f ₂ +w/2 | 65 | 37 | 224028 | 840001 |
| RNK224.0840.1.4.03.IK | 18 | 10 | 8,7 | f ₂ +w/2 | 65 | 37 | 224038 | 840001 |
| RNK224.0840.1.4.04.IK | 18 | 10 | 8,2 | f ₂ +w/2 | 65 | 37 | 224048 | 840001 |
| RNK224.0840.1.01 | 18 | 10 | 9,2 | f ₂ +w/2 | 65 | 37 | 224018 | 840001 |
| RNK224.0840.1.02 | 18 | 10 | 8,95 | f ₂ +w/2 | 65 | 37 | 224028 | 840001 |
| RNK224.0840.1.03 | 18 | 10 | 8,7 | f ₂ +w/2 | 65 | 37 | 224038 | 840001 |
| RNK224.0840.1.04 | 18 | 10 | 8,2 | f ₂ +w/2 | 65 | 37 | 224048 | 840001 |
| RNK224.0840.1.05 | 18 | 10 | 7,7 | f ₂ +w/2 | 65 | 37 | 224058 | 840001 |
| RNK224.0840.1.06 | 18 | 10 | 7,2 | f ₂ +w/2 | 65 | 37 | 224068 | 840001 |
| LNK224.0840.1.4.02.IK | 18 | 10 | 8,95 | f ₂ +w/2 | 65 | 37 | 224028 | 840002 |
| LNK224.0840.1.4.03.IK | 18 | 10 | 8,7 | f ₂ +w/2 | 65 | 37 | 224038 | 840002 |
| LNK224.0840.1.4.04.IK | 18 | 10 | 8,2 | f ₂ +w/2 | 65 | 37 | 224048 | 840002 |
| LNK224.0840.1.01 | 18 | 10 | 9,2 | f ₂ +w/2 | 65 | 37 | 224018 | 840002 |
| LNK224.0840.1.02 | 18 | 10 | 8,95 | f ₂ +w/2 | 65 | 37 | 224028 | 840002 |
| LNK224.0840.1.03 | 18 | 10 | 8,7 | f ₂ +w/2 | 65 | 37 | 224038 | 840002 |
| LNK224.0840.1.05 | 18 | 10 | 7,7 | f ₂ +w/2 | 65 | 37 | 224058 | 840002 |
| LNK224.0840.1.06 | 18 | 10 | 7,2 | f ₂ +w/2 | 65 | 37 | 224068 | 840002 |

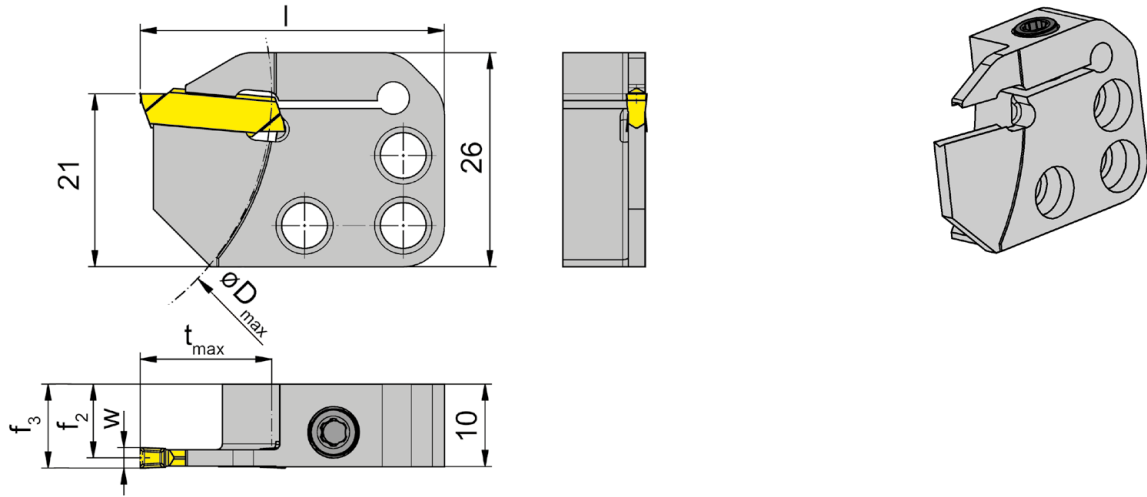
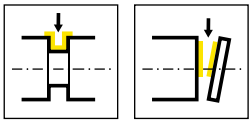
w voir plaquettes
w vd. inserti

Pièces Détachées

Ricambi

| Cassette Cartuccia | Vis de serrage Vite di serraggio | Tournevis TORX PLUS® Cacciavite TORX PLUS® |
|-----------------------|-------------------------------------|---|
| R/LNK224... | 4.20T15P | T15PQ |

B



R = version à droite représentée
R = versione destra come in figura

L = version à gauche
L = versione sinistra

| N° de commande Codice prodotto | t _{max} | f ₂ | f ₃ | D _{max} | l | HWS | HMS |
|-----------------------------------|------------------|----------------|----------------------|------------------|----|-------|--------|
| RNK264.0840.1.01 | 13 | 10,2 | f ₂ + w/2 | 65 | 37 | 26401 | 840001 |
| RNK264.0840.1.02 | 16 | 10,2 | f ₂ + w/2 | 65 | 37 | 26402 | 840001 |
| RNK264.0840.1.03 | 16 | 10,2 | f ₂ + w/2 | 65 | 37 | 26403 | 840001 |
| RNK264.0840.1.04 | 16 | 10,2 | f ₂ + w/2 | 65 | 37 | 26404 | 840001 |
| LNK264.0840.1.01 | 13 | 10,2 | f ₂ + w/2 | 65 | 37 | 26401 | 840002 |
| LNK264.0840.1.02 | 16 | 10,2 | f ₂ + w/2 | 65 | 37 | 26402 | 840002 |
| LNK264.0840.1.03 | 16 | 10,2 | f ₂ + w/2 | 65 | 37 | 26403 | 840002 |
| LNK264.0840.1.04 | 16 | 10,2 | f ₂ + w/2 | 65 | 37 | 26404 | 840002 |

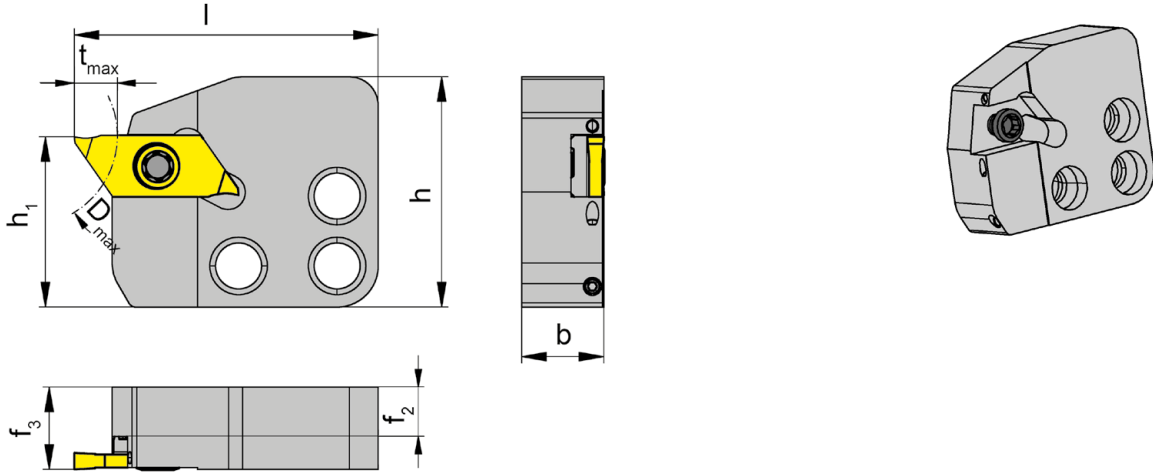
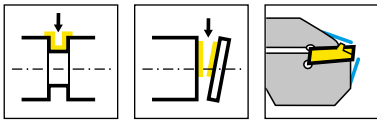
w voir plaquettes amovibles
w vd. inserti

La vis de serrage est vendue avec le base de support.
La vite di bloccaggio è fornita col portainserto base - non va ordinata separatamente.

Pièces Détachées

Ricambi

| Cassette Cartuccia | Vis de serrage Vite di serraggio | Tournevis TORX PLUS® Cacciavite TORX PLUS® |
|-----------------------|-------------------------------------|---|
| R/LNK264... | 4.20T15P | T15PQ |



R = version à droite représentée
R = versione destra come in figura

L = version à gauche
L = versione sinistra

| N° de commande Codice prodotto | t _{max} | b | f ₃ | f ₂ | D _{max} | l | h | h ₁ | HWS | HMS |
|-----------------------------------|------------------|----|-------------------|----------------|------------------|----|----|----------------|---------|-----------------|
| RNK274.0840.1.4.04.IK | 6 | 10 | f ₂ +w | 6 | 25 | 37 | 28 | 20,7 | 274040R | 840001 • 840002 |
| RNK274.0840.1.04 | 6 | 10 | f ₂ +w | 6 | 25 | 37 | 21 | 21 | 274040R | 840001 • 840002 |
| LNK274.0840.1.04 | 6 | 10 | f ₂ +w | 6 | 25 | 37 | 21 | 21 | 274040L | 840002 • 840001 |

w voir plaquettes amovibles
w vd. inserti

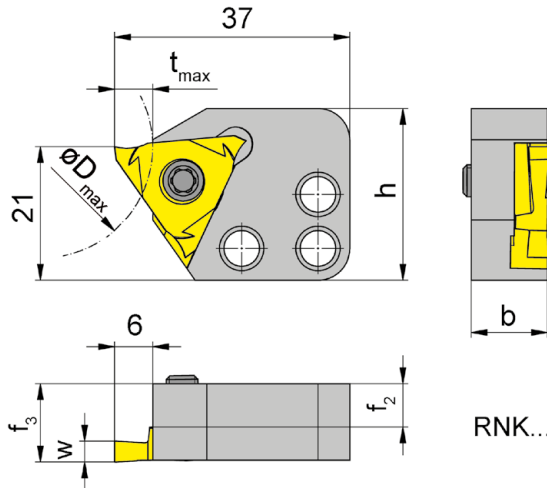
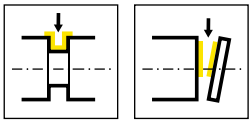
La vis de serrage est vendue avec le base de support.
La vite di bloccaggio è fornita col portainserito base - non va ordinata separatamente.

Pièces Détachées

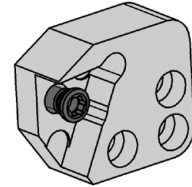
Ricambi

| Cassette Cartuccia | Vis de serrage Vite di serraggio | Tournevis TORX PLUS® Cacciavite TORX PLUS® |
|-----------------------|-------------------------------------|---|
| RNK274... | 030.3509.T15P | T15PQ |

B



RNK...05/07



R = version à droite représentée
R = versione destra come in figura

L = version à gauche
L = versione sinistra

| N° de commande Codice prodotto | t _{max} | b | f ₃ | f ₂ | D _{max} | l | h | HWS | HMS |
|-----------------------------------|------------------|----|-------------------|----------------|------------------|----|------|--------|--------|
| RNK356.0840.1.05 | 5 | 12 | f ₂ +w | 6,8 | - | 37 | 27 | 31505L | 840001 |
| RNK356.0840.1.07 | 5 | 13 | f ₂ +w | 6 | - | 37 | 27 | 31507L | 840001 |
| RNK356.0840.1.16 | 5 | 12 | f ₂ +w | 6 | 35 | 37 | 23,4 | 31506L | 840001 |
| LNK356.0840.1.05 | 5 | 12 | f ₂ +w | 6,8 | - | 37 | 27 | 31505R | 840002 |
| LNK356.0840.1.07 | 5 | 13 | f ₂ +w | 6 | - | 37 | 27 | 31507R | 840002 |
| LNK356.0840.1.16 | 5 | 12 | f ₂ +w | 6 | 35 | 37 | 23,4 | 31506R | 840002 |

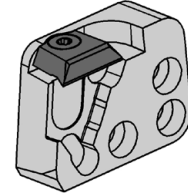
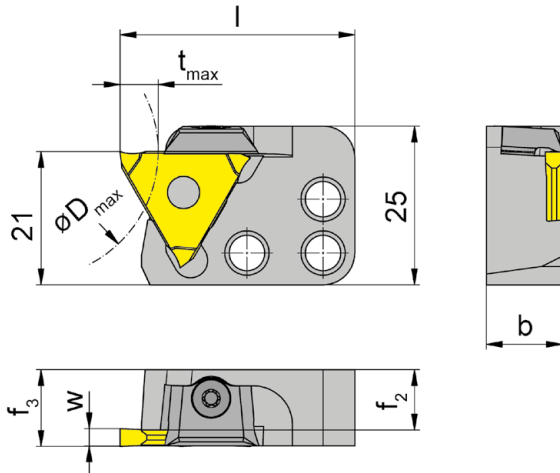
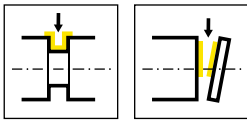
w voir plaquettes amovibles
w vd. inserti

La vis de serrage est vendue avec le base de support.
La vite di bloccaggio è fornita col portainserito base - non va ordinata separatamente.

Pièces Détachées

Ricambi

| Cassette Cartuccia | Vis de serrage Vite di serraggio | Tournevis TORX PLUS® Cacciavite TORX PLUS® |
|-----------------------|-------------------------------------|---|
| R/LNK356... | 5.12T20P | T20PQ |



R = version à droite représentée
R = versione destra come in figura

L = version à gauche
L = versione sinistra

| N° de commande Codice prodotto | t _{max} | b | f ₃ | f ₂ | D _{max} | l | HWS | HMS |
|-----------------------------------|------------------|----|----------------------------------|----------------|------------------|----|--|--------|
| RNK360.0840.1.01 | 4 | 12 | f ₂ +w-a ₁ | 10,5 | 40 | 37 | 31201N • 31201R • 31201L • 31208N • 31211N | 840001 |
| RNK360.0840.1.02 | 6 | 12 | f ₂ +w-a ₁ | 9,5 | 40 | 37 | 31202N • 31202R • 31202L | 840001 |
| LNK360.0840.1.02 | 6 | 12 | f ₂ +w-a ₁ | 9,5 | 40 | 37 | 31202N • 31202R • 31202L | 840002 |
| LNK360.0840.1.04 | 6 | 16 | f ₂ +w-a ₁ | 10,8 | 40 | 37 | 31204N • 31204R • 31204L | 840002 |

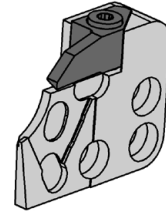
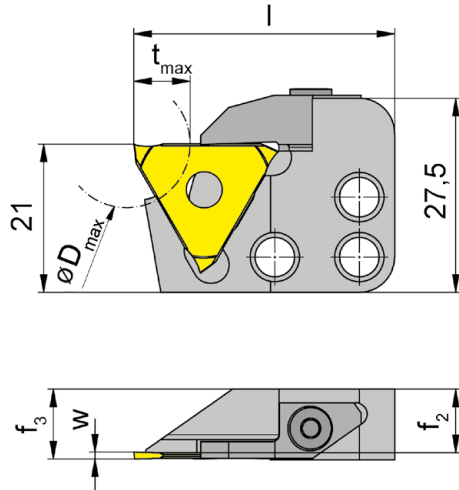
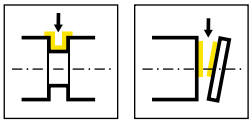
w, a1 voir plaquettes amovibles
w, a1 vd. inserti

La vis de serrage est vendue avec le base de support.
La vite di bloccaggio è fornita col portainserito base - non va ordinata separatamente.

Pièces Détachées
Ricambi

| Cassette Cartuccia | Bride Staffa | Tournevis TORX PLUS® Cacciavite TORX PLUS® |
|-----------------------|-----------------|---|
| R/LNK360.0840... | 12.3 | T10PL |
| LNK360.0840.1.04 | 14.4 | T15PQ |

B



R = version à droite représentée
R = versione destra come in figura

L = version à gauche
L = versione sinistra

| N° de commande Codice prodotto | t _{max} | f ₃ | f ₂ | D _{max} | l | HWS | HMS |
|-----------------------------------|------------------|-------------------|----------------|------------------|----|--------|--------|
| RNK368.0840.1.08 | 8 | f ₂ +w | 9 | 18 | 37 | 31208N | 840001 |
| RNK368.0840.1.11 | 8 | f ₂ +w | 8,7 | 18 | 37 | 31211N | 840001 |
| LNK368.0840.1.08 | 8 | f ₂ +w | 9 | 18 | 37 | 31208N | 840002 |
| LNK368.0840.1.11 | 8 | f ₂ +w | 8,7 | 18 | 37 | 31211N | 840002 |

w voir plaquettes amovibles
w vd. inserti


La vis de serrage est vendue avec le base de support.
La vite di bloccaggio è fornita col portainserito base - non va ordinata separatamente.

Pièces Détachées
Ricambi

| Cassette Cartuccia | Bride Staffa | Tournevis TORX PLUS® Cacciavite TORX PLUS® |
|-----------------------|----------------------|---|
| LNK368.0840.1... | 010.0312.0482 | T10PL |
| RNK368.0840.1... | 010.0004.0427 | T10PL |

960

C



Systèmes modulaires avec refroidissement intérieur

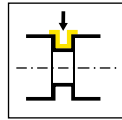
- Base de support
- Support Cassette

Sistema modulare per gole e troncatura con lubrorefrigerazione interna

- Attacco base
- Portacartucce per gole

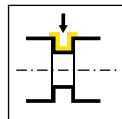
C

Base de support
Attacco Base
960.BMT/960.MAZ/
960.VDI/960.HSKT
77/W13/W14/C3/C5
C6/C8/HSKT63/
HSKT100/HSKT40
VDI/TR/W12/W89/
842/845



Page/Pag.
115-116, 118-119,
123, 126, 131,
135-141, 143-144,
147-148

Support cassette
Portacartucce per gole
960/991/990/940



Page/Pag.
120-121, 124,
127, 132, 145



Trouver le bon outil pour votre machine:

Trova l'utensile corretto per la tua macchina:

> Systeme 845 IK

Systeme 845

Votre Sélection

Marque de machine: S'il vous plaît sélectionnez
Model de machine: S'il vous plaît sélectionnez
Chercher

↓ Exemple de sélection

Marque de machine: Mori Seiki
Model de machine: NL/NLX 3000
Chercher

Résultat NL/NLX 3000

Base de support

960.BMT60.C0.00101

960

HORN base holder for system 960 with through coolant cassettes system 845

Select the machine manufacturer and then select the model to look up the appropriate HORN part numbers for the base holder and the through coolant cassette.

Your selection

Manufacturer: Please Select
Machine type: Please Select
Search

↓ Selection example

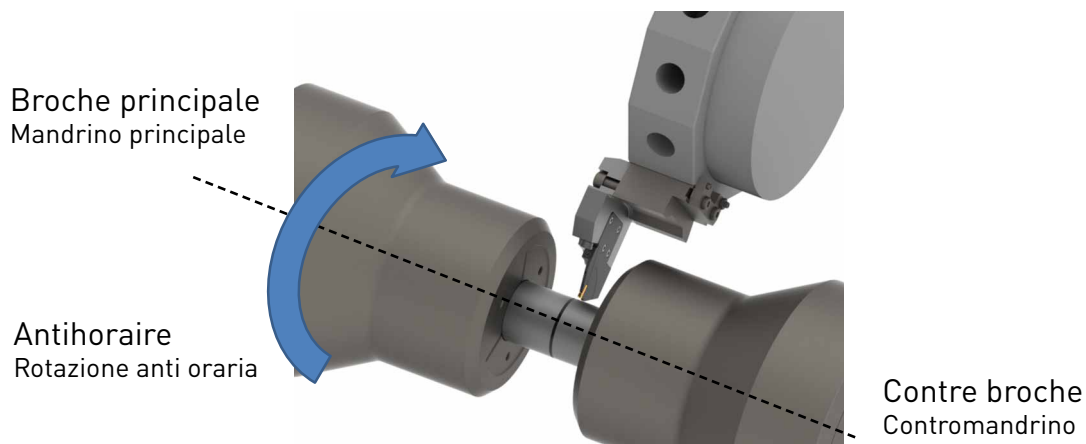
Manufacturer: Mori Seiki
Machine type: NL/NLX 3000
Search

Result for NL/NLX 3000

Basic toolholder

960.BMT60.C0.00101

C




Tronçonnage sur le Broche de reprise,
rotation dans le sens antihoraire
Troncatura verso il contromandrino con
rotazione sinistra



Support cassette
Portacartucce
960.I.0.845...

Cassette
Cartuccia
RNK100.0845...


Tronçonnage sur le Broche de reprise,
rotation dans le sens horaire
Troncatura verso il contromandrino con
rotazione destra



Support cassette
Portacartucce
960.I.0.845...

Cassette
Cartuccia
LNK100.0845...

Tronçonnage sur la broche principale
en **rotation antihoraire**
Troncatura verso il mandrino principale con
rotazione sinistra



Support cassette
Portacartucce
960.A.0.845...

Cassette
Cartuccia
LNK100.0845...

Tronçonnage sur la broche principale
en **rotation horaire**
Troncatura verso il mandrino principale con
rotazione destra



Support cassette
Portacartucce
960.A.0.845...

Cassette
Cartuccia
RNK100.0845...

Détermination des données d'outils

Definizione dati utensile



| | |
|--|---|
| Base de support Attacco base | |
| Choisir la taille du BMT Scelta dimensione BMT | BMT40 |
| Sélectionner le porte outils de base Select basis toolholder | 960.BMT40.C0.00101 |
| Notice dimension Annotare dimensione | $l_1 = 27 \text{ mm}$ |
| Support cassette Portacartucce per gole | |
| Cassette exter Cartuccia sul lato esterno | 960.A.... |
| Cassette inter (Construction supérieur) Cartuccia sul lato interno (Dimensione maggiore in lunghezza) | 960.I.... |
| Sélectionner le support cassette Scelta adattatore | 960.I.0.845.0003.IK |
| Détermination de la longueur de référence, notice dimension Determinare lunghezza di riferimento, annotare dimensione | |
| Ligne porte outils de base 960.BMT40.... Colonne porte outils à gorges 960.I...0003 Linea del corpo base 960.BMT40.... Colonna dell'adattatore 960.I...0003 | $l_g = 89,5 \text{ mm}$ $f = 66,8 \text{ mm}$ |
| Cassette Cartuccia | |
| Caractéristiques dimensionnelles Dimensioni | Diamètre de barre 65 mm, largeur 3 mm Diametro de barre 65 mm, larghezza 3 mm |
| Sélectionner une cassette Scelta cartuccia | LNK100.0845.34.4.73.IK |
| Notice dimension Annotare dimensione | $l_k = 46 \text{ mm}$ |

| | | | | | | | |
|---|--|---|---|------------------------|-----------------------|----------------------------------|--|
| Calcul de la hauteur totale pour les porte outils Calcolo lunghezza totale utensile combinato | Données des outils Dimensione utensile | | | | | | |
| $l_g 89,5 \text{ mm} + l_k 46 \text{ mm} = 135,5 \text{ mm}$ | <table border="1"> <tr> <td>x</td> <td>z</td> </tr> <tr> <td>$r = 135,5 \text{ mm}$</td> <td>$f = 66,8 \text{ mm}$</td> </tr> <tr> <td>$\varnothing = 271,0 \text{ mm}$</td> <td></td> </tr> </table> | x | z | $r = 135,5 \text{ mm}$ | $f = 66,8 \text{ mm}$ | $\varnothing = 271,0 \text{ mm}$ | |
| x | z | | | | | | |
| $r = 135,5 \text{ mm}$ | $f = 66,8 \text{ mm}$ | | | | | | |
| $\varnothing = 271,0 \text{ mm}$ | | | | | | | |

Des moyens de calcul du diamètre de rotation


Calcolo dell'ingombro di volteggio

$135,5 \text{ mm} - l_1 (27 \text{ mm}) = 108,5 \text{ mm}$ donne un diamètre de rotation maxi de 217 mm
 $135,5 \text{ mm} - l_1 (27 \text{ mm}) = 108,5 \text{ mm}$ equivalente ad un ingombro diametrale di 217 mm

Tourelles étoiles
Torretta a stella

Tourelles
Toretta a revolver

C



960.BMT...



960.MAZ...




960.VDI..C...




960.VDI.30.B...
960.VDI.40.B...

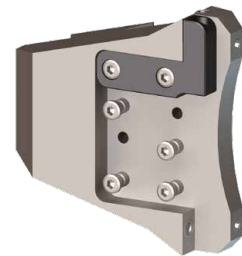
960.VDI.50.B...



960.A...



960.I...



960.Q.0.845.0000.IK

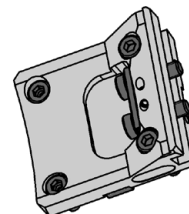
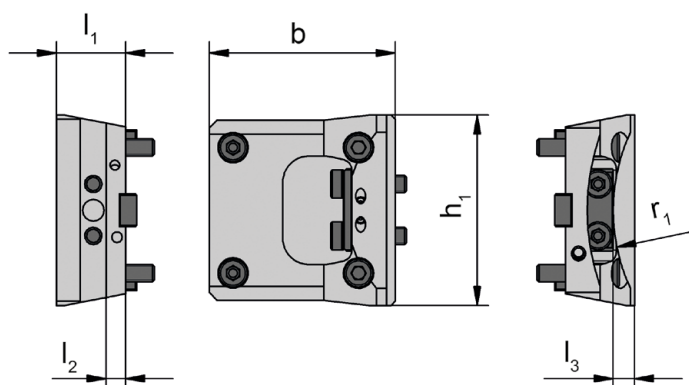
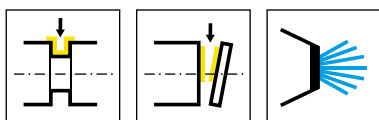
960.Q.0.845.0001.IK



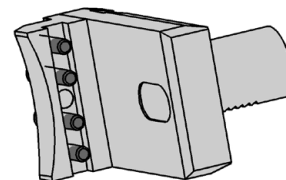
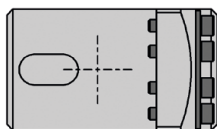
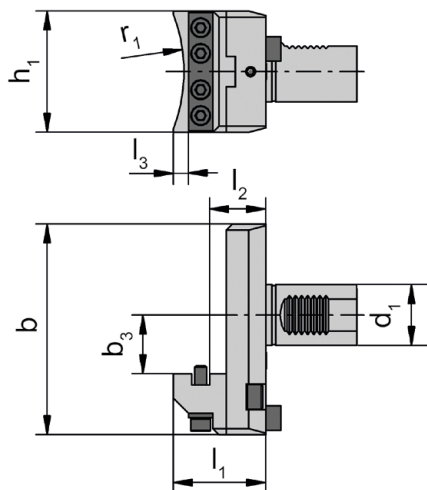
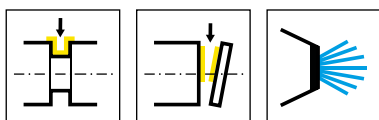
RNK100.0845...



LNK100.0845..



| N° de commande Codice prodotto | l_3 | l_2 | h_1 | b | r_1 | l_1 | HWS |
|-----------------------------------|-------|-------|-------|-------|-------|-------|------|
| 960.BMT00.CO.00601 | - | -42 | 95 | 110 | - | 20 | SZ40 |
| 960.BMT00.CO.00701 | 7 | 34 | 80 | 102 | 88 | 58 | FN12 |
| 960.BMT00.CO.00901 | 7 | 57 | 78 | 139 | 105 | 81 | FN12 |
| 960.BMT00.CO.01101 | 17,5 | -38,5 | 114 | 130 | 51 | 20 | SZ40 |
| 960.BMT00.CO.01301 | - | 19 | 108 | 135 | - | 42 | FN12 |
| 960.BMT00.CO.01601 | - | -24 | 102 | 120 | - | 30 | SZ40 |
| 960.BMT00.CO.01701 | 8 | 9,5 | 90 | 78 | 73,5 | 32 | FN12 |
| 960.BMT32.CO.00101 | - | 1 | 100 | 112,5 | - | 25 | FN12 |
| 960.BMT38.CO.00101 | 7 | 9 | 75 | 86 | 83 | 32 | FN12 |
| 960.BMT40.CO.00101 | 5 | 9 | 82 | 120 | 88 | 32 | FN12 |
| 960.BMT42.CO.00101 | 7 | 9 | 80 | 68 | 70 | 32 | FN12 |
| 960.BMT45.CO.00101 | 10 | 9 | 75 | 83 | 85 | 32 | FN12 |
| 960.BMT45.CO.00201 | 8 | 9 | 74 | 100,5 | 85 | 30 | FN12 |
| 960.BMT55.CO.00101 | 8 | 9 | 84 | 84 | 83 | 30 | FN12 |
| 960.BMT55.CO.00201 | 10 | 9 | 84 | 104 | 105,5 | 32 | FN12 |
| 960.BMT55.CO.00301 | 9 | 9 | 92 | 104 | 86 | 32 | FN12 |
| 960.BMT55.CO.00401 | 10 | 9 | 84 | 94,5 | 85 | 32 | FN12 |
| 960.BMT60.CO.00101 | 4 | 9 | 108 | 133 | 87 | 32 | FN12 |
| 960.BMT65.CO.00101 | 8 | 9 | 91 | 99 | 83 | 30 | FN12 |
| 960.BMT65.CO.00201 | 10 | 9 | 99 | 106 | 83 | 32 | FN12 |
| 960.BMT65.CO.00301 | 9 | 13 | 96 | 109 | 127,5 | 36 | FN12 |
| 960.BMT68.CO.00101 | 7 | 26 | 86 | 137 | 76 | 48 | FN12 |
| 960.BMT75.CO.00101 | 11 | 19 | 112 | 132,5 | 127,5 | 45 | FN12 |
| 960.BMT80.CO.00101 | 7 | 10 | 96 | 120 | 88 | 33 | FN12 |
| 960.BMT80.CO.00201 | - | 26 | 96 | 174,5 | - | 48 | FN12 |



C

| N° de commande Codice prodotto | l_3 | l_2 | h_1 | b_3 | b | r_1 | l_1 | d_1 | HWS |
|-----------------------------------|-------|-------|-------|-------|-----|-------|-------|-------|------|
| 960.MAZ40.CO.00101 | 7 | 37 | 76 | 60 | 139 | 105 | 61 | 40 | FN12 |
| 960.MAZ40.CO.00201 | 7 | 37 | 78 | 60 | 139 | 105 | 61 | 40 | FN12 |
| 960.MAZ40.CO.00301 | 6 | 34 | 78 | 63 | 142 | 88 | 58 | 40 | FN12 |
| 960.MAZ40.CO.00401 | 6 | 34 | 78 | 63 | 142 | 88 | 58 | 40 | FN12 |
| 960.MAZ50.CO.00101 | 6 | 52 | 96 | 60 | 140 | 100 | 77 | 50 | FN12 |
| 960.MAZ00.CO.00101 | 7 | 37 | 80 | 38,75 | 139 | 105 | 61 | 40 | FN12 |
| 960.MAZ00.CO.00201 | 7 | 37 | 78 | 60 | 139 | 105 | 61 | 40 | FN12 |


Vue d'ensemble de la cassette 845 + Support de base VDI

Visione del sistema di cassetta 845 + Attacco base VDI



1 Support cassette s'adapte à tous les porte outils VDI de base

1 Portacartucce può essere montato su tutte le piastre base VDI





Avec 1 support cassette et un porte outil VDI = 4 possibilités d'assemblage



1 Piastra base + 1 portacartucce = 4 diverse possibilità di assemblaggio

Gauche - position normale plaquette en haut
Sinistro - Normale

Droite - position normale plaquette en haut
Destro - Normale

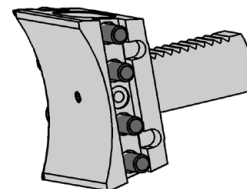
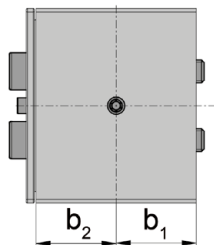
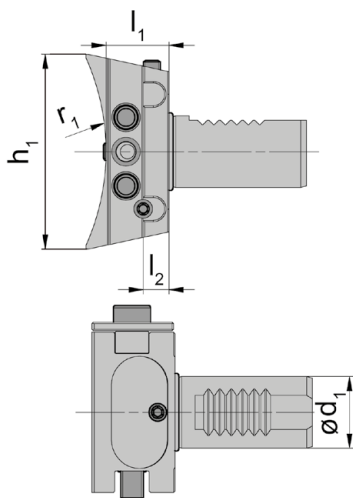
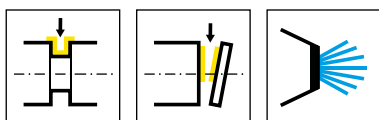


Support cassette identique
Stesso portacartucce



Gauche - position plaquette en bas
Sinistro - Ribaltato

Droite - position plaquette en bas
Destro - Ribaltato



| N° de commande Codice prodotto | l_1 | l_2 | h_1 | b_2 | b_1 | r_1 | d_1 | HWS | HMS |
|-----------------------------------|-------|-------|-------|-------|-------|-------|-------|------|-------|
| 960.VDI25.C0.00101 | 23 | 9 | 68 | 28 | 28 | 80 | 25 | FN12 | VDI25 |
| 960.VDI30.C0.00101 | 23 | 9 | 76 | 34 | 34 | 80 | 30 | FN12 | VDI30 |
| 960.VDI40.C0.00101 | 23 | 9 | 84 | 40 | 40 | 80 | 40 | FN12 | VDI40 |
| 960.VDI50.C0.00101 | 24 | 11 | 98 | 40 | 40 | 80 | 50 | FN12 | VDI50 |

Base de support 960.VDI25.C0... pour support cassette 960.A.0.842... et 960.I.0.0842...

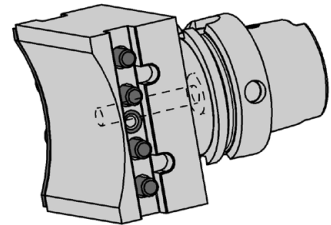
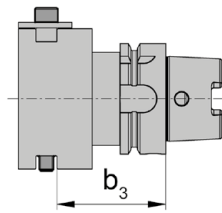
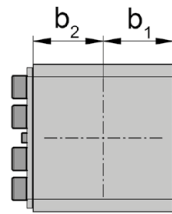
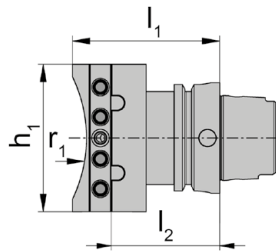
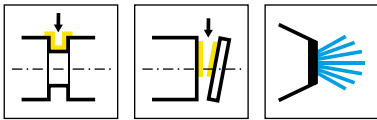
Lors de l'utilisation des porte-outils de gorges 960.A.0.845... et 960.I.0.0845... respecter le contour d'interférence !

Attacco base 960.VDI25.C0... per portacartucce per gole 960.A.0.842... e 960.I.0.0842...

Quando si utilizzano i portautensili 960.A.0.845... e 960.I.0.0845... attenzione agli ingombri!

pour support cassette type 960.A... et 960.I...

per portacartucce per gole 960.A... et 960.I...

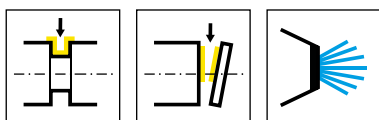


C

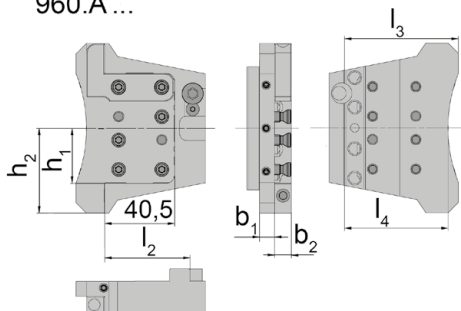
| N° de commande Codice prodotto | l_1 | l_2 | h_1 | b_2 | b_1 | b_3 | r_1 | d_1 | HWS |
|-----------------------------------|-------|-------|-------|-------|-------|-------|-------|-------|------|
| 960.HSKT63.C0.00101 | 76 | 62 | 84 | 40 | 40 | 62 | 80 | 63 | FN12 |

pour support cassette type 960.A... et 960.I...
per portacartucce per gole 960.A... et 960.I...

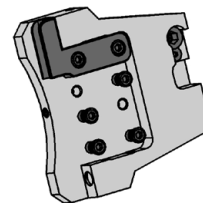
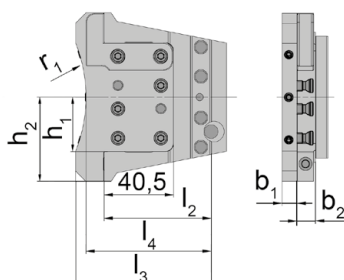
Lors de l'utilisation des porte-outils de gorges 960.A.0.845... et 960.I.0.0845... respecter le contour d'interférence !
Attacco base 960.VDI25.C0... per portacartucce per gole 960.A.0.842... e 960.I.0.0842...



960.A...



960.I...



960.A... = cassettes extérieures
960.A... = cartuccia sul lato esterno

960.I... = cassettes intérieures (construction supérieur)
960.I... = cartuccia sul lato interno (più lunga di 13 mm)

| N° de commande Codice prodotto | l ₂ | l ₃ | l ₄ | h ₁ | h ₂ | r ₁ | b ₁ | b ₂ | HWS | HMS |
|-----------------------------------|----------------|----------------|----------------|----------------|----------------|----------------|----------------|----------------|-----------------|------|
| 960.A.0.842.0000.IK | 45,5 | 55 | 49,5 | 21 | 36,5 | 70 | 8,7 | 10,2 | 842001 • 842002 | FN12 |
| 960.I.0.842.0001.IK | 58,5 | 68 | 62,5 | 21 | 36,5 | 70 | 8,7 | 10,8 | 842001 • 842002 | FN12 |
| 960.A.0.845.0000.IK | 49,5 | 66 | 60 | 31,65 | 49 | 85 | 8,6 | 9,8 | 845001 • 845002 | FN12 |
| 960.A.0.845.0002.IK | 67,5 | 84 | 78 | 31,65 | 49 | 85 | 8,7 | 9,8 | 845001 • 845002 | FN12 |
| 960.A.0.845.0004.IK | 85 | 101,5 | 95,5 | 31,65 | 49 | 85 | 8,7 | 9,8 | 845001 • 845002 | FN12 |
| 960.A.0.845.0010.IK | 31,6 | 42,1 | 42,1 | 31,65 | 49 | - | 12,7 | 9,8 | 845001 • 845002 | FN12 |
| 960.I.0.845.0001.IK | 62,5 | 79 | 73 | 31,65 | 49 | 85 | 8,7 | 10,8 | 845001 • 845002 | FN12 |
| 960.I.0.845.0003.IK | 80,5 | 97 | 91 | 31,65 | 49 | 85 | 8,7 | 10,8 | 845001 • 845002 | FN12 |
| 960.I.0.845.0008.IK | 62,5 | 79 | 73 | 31,65 | 49 | 85 | 7,4 | 10,8 | 845001 • 845002 | FN12 |

960.I.0.845.0008.IK:

Pas possible de retourner la cassette

960.I.0.845.0008.IK:

Posizione a sbalzo non possibile

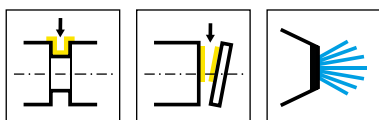
Support cassettes pouvant être utilisé avec des cassettes à droite et à gauche.

Supporto base possono essere utilizzati sia su cartuccia destra che su cartuccia sinistra.

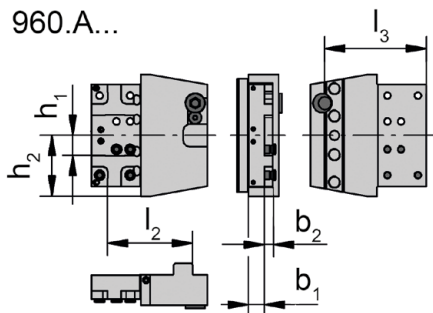
Pièces Détachées

Ricambi

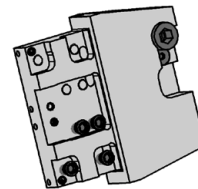
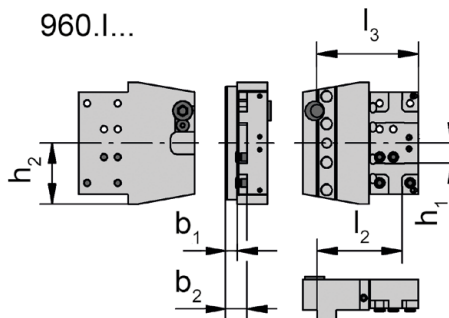
| Support cassette Portacartucce per gole | Vis de serrage Vite di serraggio |
|--|-------------------------------------|
| 960... | 6.18T20P |



960.A...



960.I...



960.A... = cassettes extérieures
960.A... = cartuccia sul lato esterno

960.I... = cassettes intérieures (construction supérieur)
960.I... = cartuccia sul lato interno (più lunga di 13 mm)

| N° de commande Codice prodotto | l_2 | l_3 | h_1 | h_2 | b_1 | b_2 | HWS | HMS |
|-----------------------------------|-------|-------|-------|-------|-------|-------|--------|------|
| 960.A.0220.0001.IK | 53 | 63 | 12,5 | 37,75 | 10 | 8,8 | 220002 | FN12 |
| 960.I.0220.0001.IK | 53 | 63 | 12,5 | 37,75 | 6 | 12,8 | 220001 | FN12 |

Pièces Détachées

Ricambi

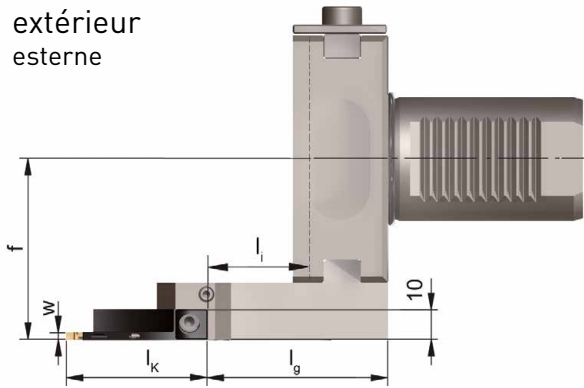
| Support cassette Portacartucce per gole | Vis de serrage Vite di serraggio | Vis Vite | Tournevis TORX PLUS® Cacciavite TORX PLUS® |
|--|-------------------------------------|-------------------|---|
| 960... | 5.12T20P | 4.08.10642 | T20PQ |

Détermination de la longueur de référence

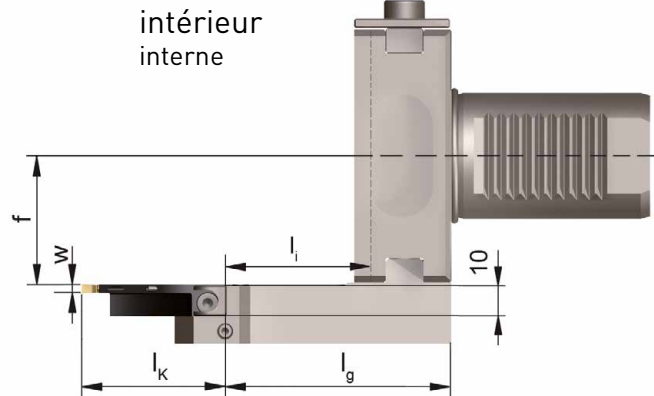
Determinazione della lunghezza totale d'ingombro



extérieur
esterne



intérieur
interne



$$l_K \text{ (Longueur de la cassette)} + l_g \text{ (} l_2 \text{ Support cassette + } l_2 \text{ Base de support)}$$
$$l_K \text{ (Lunghezza cartuccia)} + l_g \text{ (} l_2 \text{ Portacaartucce + } l_2 \text{ Supporto base)}$$

Illustration VDI
Figura VDI

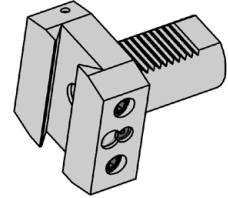
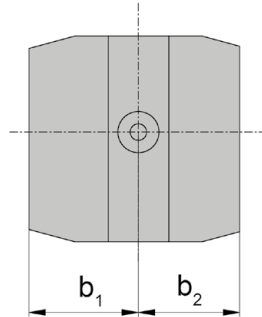
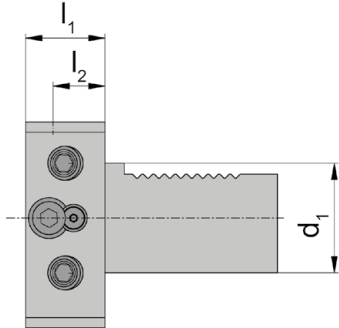
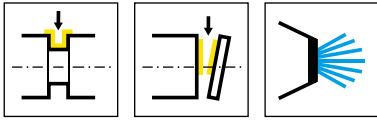
Recommandations de base

S'il vous plaît noter le \emptyset max de rotation des fabricants de machines.
Vérifier le \emptyset de rotation du mandrin pour le porte-outil.

Raccomandazioni fondamentali

Vi preghiamo di controllare l'ingombro di volteggio dell'utensile montato sulla torretta della vostra macchina considerando la lunghezza riportata in tabella.

Calcul voir „Détermination des données d'outils“ au début du chapitre.
Per il calcolo, vedere „Definizione dati utensile“ all'inizio del capitolo.



C

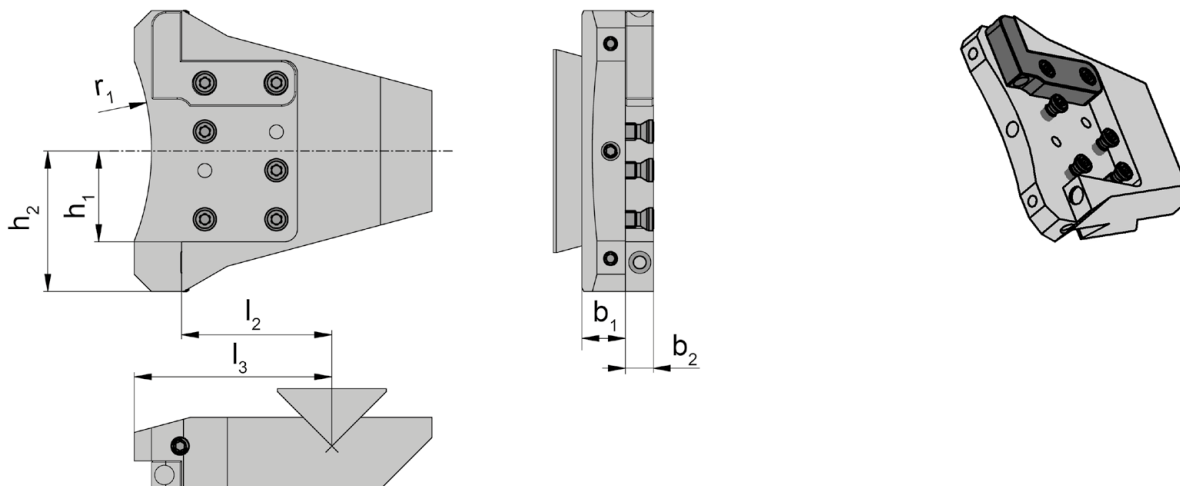
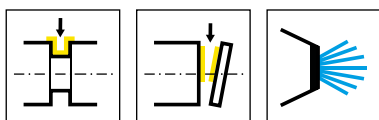
| N° de commande Codice prodotto | l_2 | b_2 | b_1 | l_1 | d_1 | HWS | HMS |
|-----------------------------------|-------|-------|-------|-------|-------|------|-------|
| 960.VDI30.B0.00101 | 16 | 35 | 35 | 26 | 30 | SZ40 | VDI30 |
| 960.VDI40.B0.00101 | 19 | 37 | 37 | 29 | 40 | SZ40 | VDI40 |
| 960.VDI50.B0.00101 | 19 | 50 | 50 | 29 | 50 | SZ60 | VDI50 |

Base de support 960.VDI30... et 960.VDI40... pour support cassette 960.Q.0.845.0000.IK (SZ40)

Base de support 960.VDI50... pour support cassette 960.Q.0.845.0001.IK (SZ60)

Attacco base 960.VDI30... e 960.VDI40... per portacartucce 960.Q.0.845.0000.IK (SZ40)

Attacco base 960.VDI50... per portacartucce 960.Q.0.845.0001.IK (SZ60)



| N° de commande Codice prodotto | l_2 | l_3 | h_1 | h_2 | r_1 | b_1 | b_2 | HWS | HMS |
|-----------------------------------|-------|-------|-------|-------|-------|-------|-------|-----------------|------|
| 960.Q.0.845.0000.IK | 52,5 | 69 | 31,65 | 49 | 85 | 15,2 | 9,8 | 845001 • 845002 | SZ40 |
| 960.Q.0.845.0001.IK | 35,5 | 50 | 31,65 | 49 | 85 | 15,2 | 9,8 | 845001 • 845002 | SZ60 |

Support cassettes pouvant être utilisé avec des cassettes à droite et à gauche.
Supporto base possono essere utilizzati sia su cartuccia destra che su cartuccia sinistra.

Base de support 960.VDI30... et 960.VDI40... pour support cassette 960.Q.0.845.0000.IK (SZ40)

Base de support 960.VDI50... pour support cassette 960.Q.0.845.0001.IK (SZ60)

Attacco base 960.VDI30... e 960.VDI40... per portacartucce 960.Q.0.845.0000.IK (SZ40)


Attacco base 960.VDI50... per portacartucce 960.Q.0.845.0001.IK (SZ60)

Pièces Détachées

Ricambi

| Support cassette Portacartucce per gole | Vis de serrage Vite di serraggio |
|--|-------------------------------------|
| 960.Q.0.845.0000.IK | 6.18T20P |
| 960.Q.0.845.0001.IK | |

pour Traub TNC 42/65
per Traub TNC 42/65



77...



R/L991.X842...R.IK



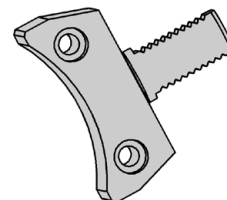
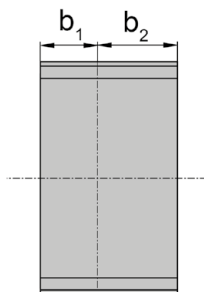
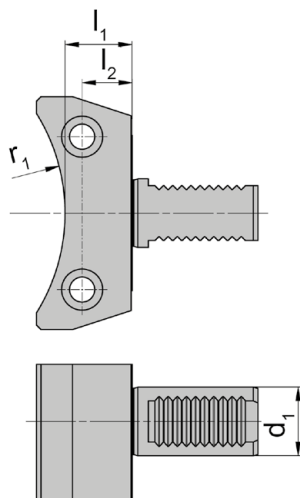
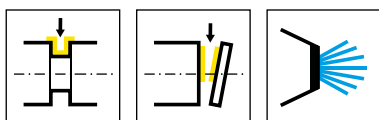
R/L991.X842...L.IK



RNK...0842...



LNK...0842...



| N° de commande Codice prodotto | l_2 | b_2 | b_1 | l_1 | r_1 | d_1 | Type de machine Tipo macchina |
|-----------------------------------|-------|-------|-------|-------|-------|-------|----------------------------------|
| 776457 | 22 | 35 | 25 | 29,5 | 82,5 | 30 | TRAUB TNC 42/65 - 10 Stations |

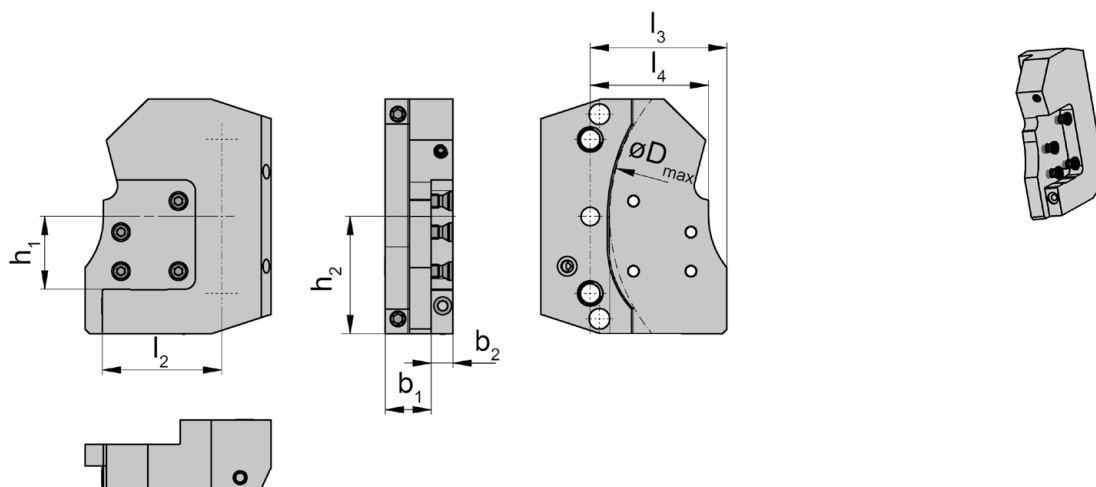
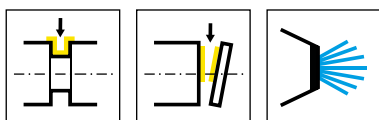


Illustration = R...R
Figura = R...R

L...L = version à gauche
L...L = versione sinistra a specchio

| N° de commande Codice prodotto | l ₂ | l ₃ | l ₄ | h ₁ | h ₂ | b ₁ | b ₂ | D _{max} | HWS | HMS |
|-----------------------------------|----------------|----------------|----------------|----------------|----------------|----------------|----------------|------------------|-----------------|-------------|
| R991.X842.73102.L.IK | 50 | 57,5 | 49,5 | 21 | 51 | 20 | 9,8 | 160 | 842001 • 842002 | Index Traub |
| R991.X842.73102.R.IK | 50 | 57,5 | 49,5 | 21 | 51 | 20,3 | 9,8 | 160 | 842001 • 842002 | Index Traub |
| L991.X842.73102.L.IK | 50 | 57,5 | 49,5 | 21 | 51 | 20 | 9,8 | 160 | 842001 • 842002 | Index Traub |
| L991.X842.73102.R.IK | 50 | 57,5 | 49,5 | 21 | 51 | 20,3 | 9,8 | 160 | 842001 • 842002 | Index Traub |

Support cassettes pouvant être utilisé avec des cassettes à droite et à gauche.
Supporto base possono essere utilizzati sia su cartuccia destra che su cartuccia sinistra.

Recommandation:

Support cassette ...L.IK pour cassettes à droite et support cassette ...R.IK pour cassettes à gauche.

Suggerimento:

Portacartucce ...L.IK per cartuccia destra e portacartucce ...R.IK per cartuccia sinistra.

Pièces Détachées

Ricambi

| Support cassette Portacartucce per gole | Buse de pulvérisation d'arrosage Ugello nebulizzazione refrigerante | Vis de serrage Vite di serraggio | Tournevis TORX PLUS® Cacciavite TORX PLUS® |
|--|--|-------------------------------------|---|
| R/L991... | 020.0806.3116 | 5.18T20P | T20PQ |

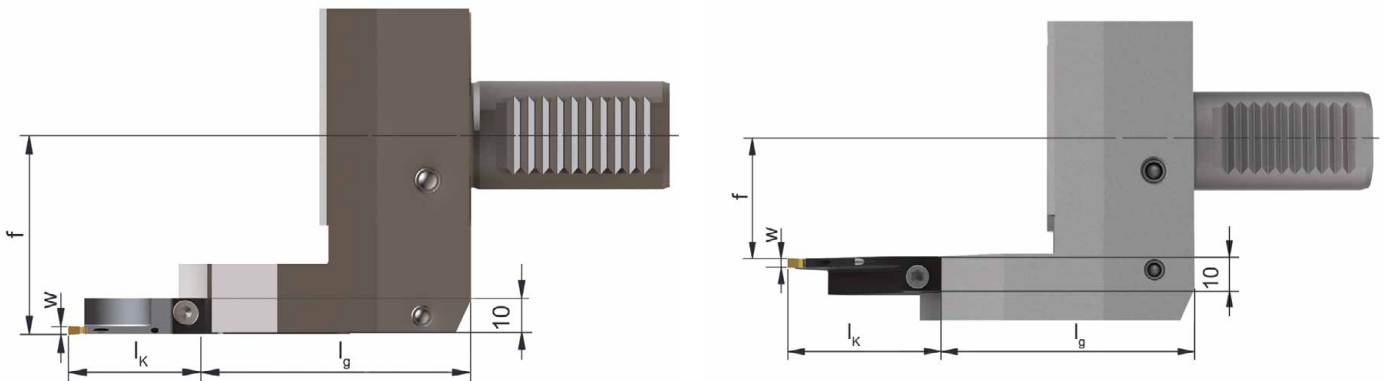
Détermination de la longueur de référence

Determinazione della lunghezza totale d'ingombro



extérieur
esterne

intérieur
interne



$$l_k \text{ (Longueur de la cassette)} + l_g \text{ (l}_2 \text{ Support cassette + l}_2 \text{ Base de support)}$$

$$l_k \text{ (Lunghezza cartuccia)} + l_g \text{ (l}_2 \text{ Portacartucce + l}_2 \text{ Supporto base)}$$

Illustration VDI
Figura VDI

Recommandations de base


S'il vous plaît noter le \emptyset max de rotation des fabricants de machines.
Vérifier le \emptyset de rotation du mandrin pour le porte-outil.

Raccomandazioni fondamentali

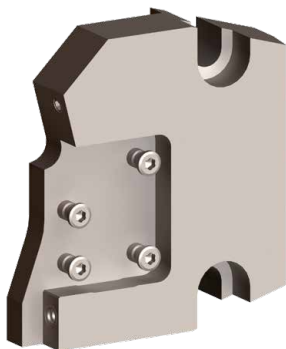
Vi preghiamo di controllare l'ingombro di volteggio dell'utensile montato sulla torretta della vostra macchina considerando la lunghezza riportata in tabella.

| Base de support Attacco base | Support cassette Portacartucce | | Support cassette Portacartucce | |
|---------------------------------|-------------------------------------|----|-------------------------------------|----|
| | L991.X842...L.IK / R991.X842...R.IK | | L991.X842...R.IK / R991.X842...L.IK | |
| | f | lg | f | lg |
| 776457 | 55,2 | 72 | 35,1 | 72 |

pour Traub et Index
per Traub e Index



W13... / W14...



R/L990.X845...R.IK



R/L990.X845...L.IK

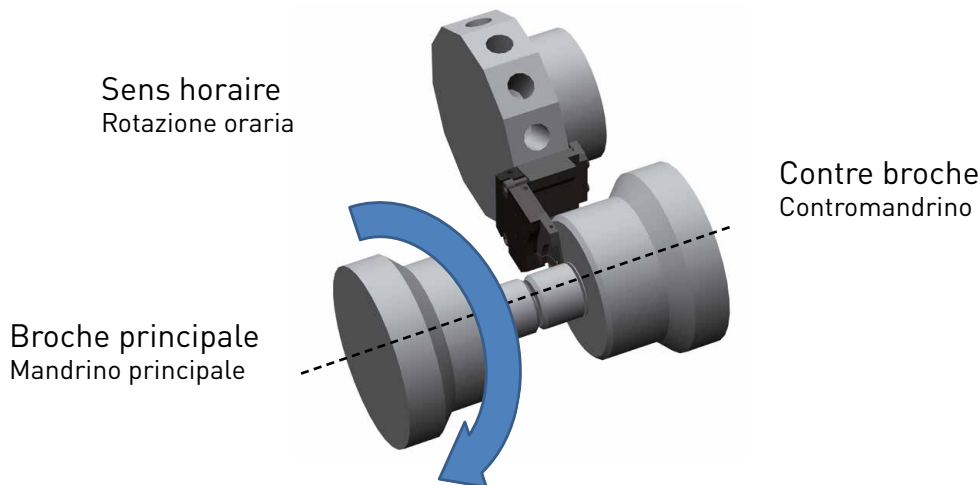


RNK100.0845...



LNK100.0845..

C




Tronçonnage sur le Broche de reprise,
rotation dans le sens antihoraire
Troncatura verso il contromandrino con
rotazione sinistra

Tronçonnage sur le Broche de reprise,
rotation dans le sens horaire
Troncatura verso il contromandrino con
rotazione destra



Support cassette
Portacaartucce
L990.X845...R.IK

Cassette
Cartuccia
RNK100.0845...




Support cassette
Portacaartucce
R990.X845...L.IK

Cassette
Cartuccia
LNK100.0845...


Tronçonnage sur la broche principale
en **rotation antihoraire**
Troncatura verso il mandrino principale con
rotazione sinistra

Tronçonnage sur la broche principale
en **rotation horaire**
Troncatura verso il mandrino principale con
rotazione destra



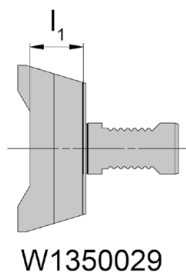
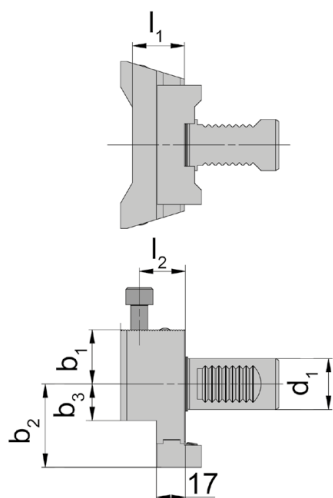
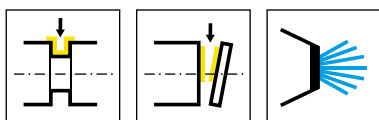
Support cassette
Portacaartucce
L990.X845...L.IK

Cassette
Cartuccia
LNK100.0845...

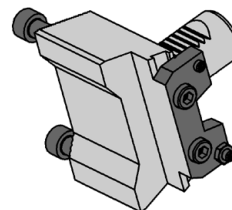


Support cassette
Portacaartucce
R990.X845...R.IK

Cassette
Cartuccia
RNK100.0845...



W1350029



C

| N° de commande Codice prodotto | l ₂ | b ₂ | b ₁ | b ₃ | l ₁ | d ₁ | Type de machine Tipo macchina | Type Tipo | HWS | HMS |
|-----------------------------------|----------------|----------------|----------------|----------------|----------------|----------------|--|-------------------------------|----------------|----------------|
| W1310001 | 27 | 45 | 31,85 | 21,5 | 30,5 | 30 | Index C200/G160 G250/G300 | V-Bande Allineamento V | Index Traub | Index Traub |
| W1340039 | 27 | 49 | 31,85 | 21,5 | 30,5 | 30 | Traub TNX 42/65 | T-Bande Allineamento T | Index Traub | Index Traub |
| W1350029 | 27,6 | 35 | 31,85 | 21,5 | 31 | 30 | Index G220/G250/G300 C200Traub TNX42/65 | W-Engrenage Allineamento W | Index Traub | Index Traub |
| W1410000 | 27 | 52,5 | 34,85 | 29 | 31 | 40 | Index G220/G250 G400 Traub TNX80 | V-Bande Allineamento V | Index Traub | Index Traub |
| W1440005 | 27 | 56,5 | 34,85 | 29 | 31 | 40 | Traub TNX80 | T-Bande Allineamento T | Index Traub | Index Traub |
| W1450018 | 27 | 42,5 | 34,85 | 2,5 | 31 | 40 | Index G250 | W-Engrenage Allineamento W | Index Traub | Index Traub |

Pour W1450018 base de porte-outil qui ne sont plus en stock, le support et les cassettes de l'outil de rainurage sont encore disponibles.

La piastra base W1450018, con allineamento tipo W, non è più disponibile a stock

pour support cassette R990.X845... et L990.X845...
per portacartucce per gole R990.X845... et L990.X845...

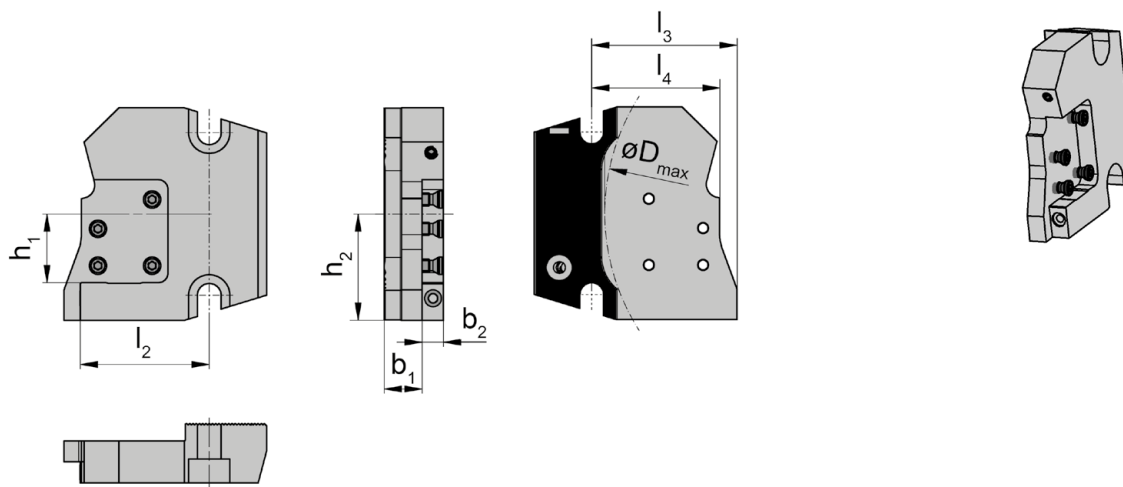
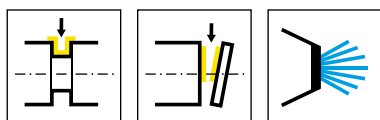


Illustration = R...R
Figura = R...R

L...L = version à gauche
L...L = versione sinistra a specchio

| N° de commande Codice prodotto | l ₂ | l ₃ | l ₄ | h ₁ | h ₂ | b ₁ | b ₂ | D _{max} | HWS | HMS |
|-----------------------------------|----------------|----------------|----------------|----------------|----------------|----------------|----------------|------------------|-----------------|-------------|
| R990.X845.8698.L.IK | 59,5 | 67 | 59 | 31,65 | 49 | 15 | 9,8 | 200 | 845001 • 845002 | Index Traub |
| R990.X845.8698.R.IK | 59,5 | 67 | 59 | 31,65 | 49 | 17,5 | 9,8 | 200 | 845001 • 845002 | Index Traub |
| L990.X845.8698.L.IK | 59,5 | 67 | 59 | 31,65 | 49 | 17,5 | 9,8 | 200 | 845001 • 845002 | Index Traub |
| L990.X845.8698.R.IK | 59,5 | 67 | 59 | 31,65 | 49 | 15 | 9,8 | 200 | 845001 • 845002 | Index Traub |

Support cassettes pouvant être utilisé avec des cassettes à droite et à gauche.
Supporto base possono essere utilizzati sia su cartuccia destra che su cartuccia sinistra.

Recommandation:

Support cassette ...L.IK pour cassettes à droite et support cassette ...R.IK pour cassettes à gauche.

Suggerimento:

Portacartucce ...L.IK per cartuccia destra e portacartucce ...R.IK per cartuccia sinistra.

Pièces Détachées

Ricambi

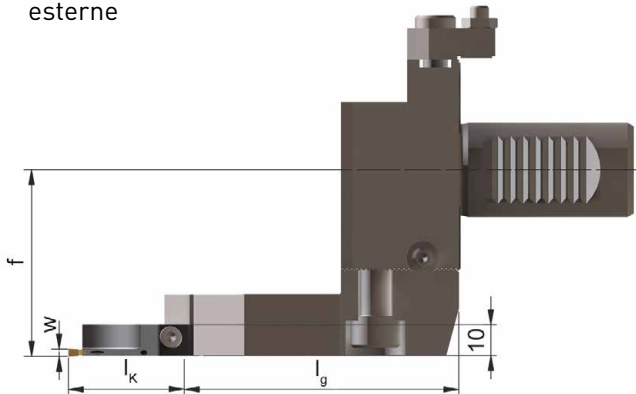
| Support cassette Portacartucce per gole | Buse de pulvérisation d'arrosage Ugello nebulizzazione refrigerante | Vis de serrage Vite di serraggio | Tournevis TORX PLUS® Cacciavite TORX PLUS® |
|--|--|-------------------------------------|---|
| R/L990.X845.8698.L.IK | 020.0806.3116 | 6.18T20P | T20PQ |
| R/L990.X845.8698.R.IK | 020.0806.3116 | 6.18T20P | |

Détermination de la longueur de référence

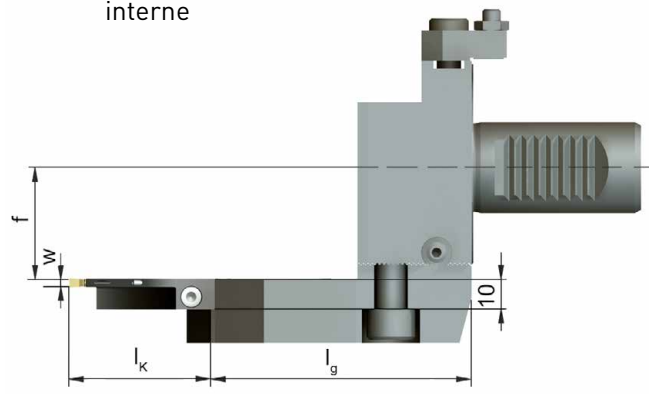
Determinazione della lunghezza totale d'ingombro



extérieur
esterne



intérieur
interne



$$l_K \text{ (Longueur de la cassette)} + l_g \text{ (l}_2 \text{ Support cassette + l}_2 \text{ Base de support)}$$

$$l_K \text{ (Lunghezza cartuccia)} + l_g \text{ (l}_2 \text{ Portacartucce + l}_2 \text{ Supporto base)}$$

Illustration VDI
Figura VDI

Recommandations de base


S'il vous plaît noter le Ø max de rotation des fabricants de machines.
Vérifier le Ø de rotation du mandrin pour le porte-outil.

Raccomandazioni fondamentali


Vi preghiamo di controllare l'ingombro di volteggio dell'utensile montato sulla torretta della vostra macchina considerando la lunghezza riportata in tabella.

| Base de support Attacco base | Support cassette Portacartucce | | Support cassette Portacartucce | |
|---------------------------------|-------------------------------------|------|-------------------------------------|------|
| | L990.X845...L.IK / R990.X845...R.IK | | L990.X845...R.IK / R990.X845...L.IK | |
| | f | lg | f | lg |
| W1310001 | 59,55 | 86,5 | 36,65 | 86,5 |
| W1340039 | 59,55 | 86,5 | 36,65 | 86,5 |
| W1350029 | 59,55 | 87,1 | 36,65 | 87,1 |
| W1410000 | 62,55 | 86,5 | 39,65 | 86,5 |
| W1440005 | 62,55 | 86,5 | 39,65 | 86,5 |
| W1450018 | 62,55 | 86,5 | 39,65 | 86,5 |

C




C3.../C5.../C6...



HSKT63...



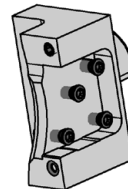
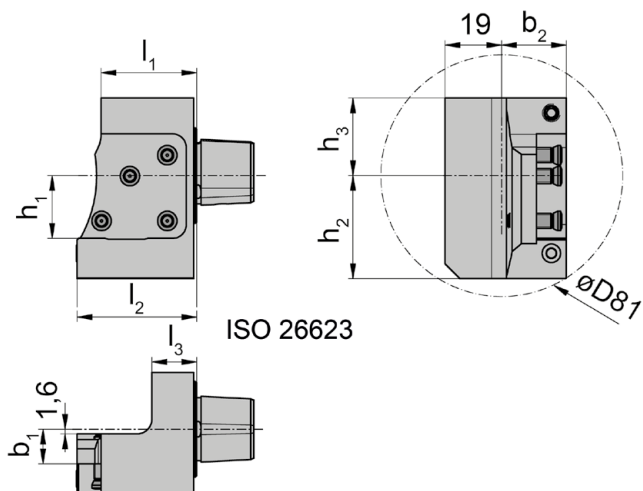
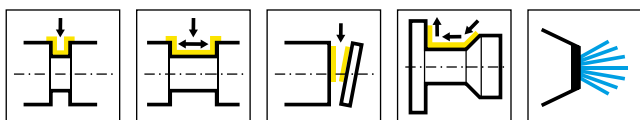
L/RNK...0842...
L/RNK...0845...



HSKT40...



L/RNK100.0842...



R = version à droite représentée
R = versione destra come in figura

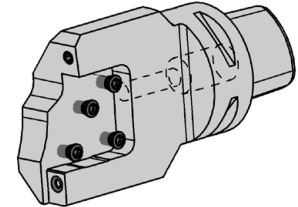
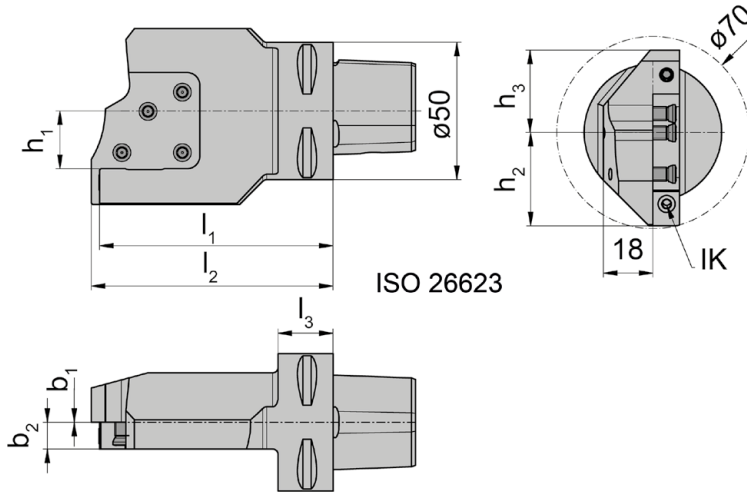
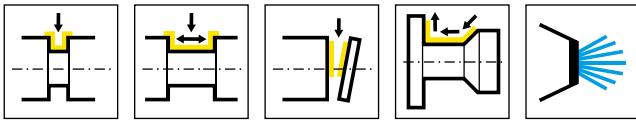
L = version à gauche
L = versione sinistra a specchio

| N° de commande Codice prodotto | l ₂ | l ₁ | h ₁ | h ₂ | h ₃ | b ₁ | l ₃ | b ₂ | Type de machine Tipo macchina | HWS |
|-----------------------------------|----------------|----------------|----------------|----------------|----------------|----------------|----------------|----------------|----------------------------------|-----------------|
| C3.L842.A.01.K1 | 40 | 32 | 21 | 34,5 | 26 | 11,6 | 15 | 21,6 | TRAUB TNL18/32 | 842001 • 842002 |
| C3.R842.A.01.K1 | 40 | 32 | 21 | 34,5 | 26 | 11,6 | 15 | 21,6 | TRAUB TNL18/32 | 842001 • 842002 |

Pièces Détachées

Ricambi

| Base de support Attacco Base | Vis de serrage Vite di serraggio | Tournevis TORX PLUS® Cacciavite TORX PLUS® |
|---------------------------------|-------------------------------------|---|
| C3... | 5.18T20P | T20PQ |



R = version à droite représentée
R = versione destra come in figura

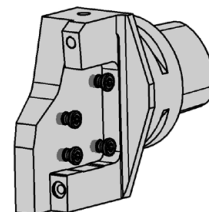
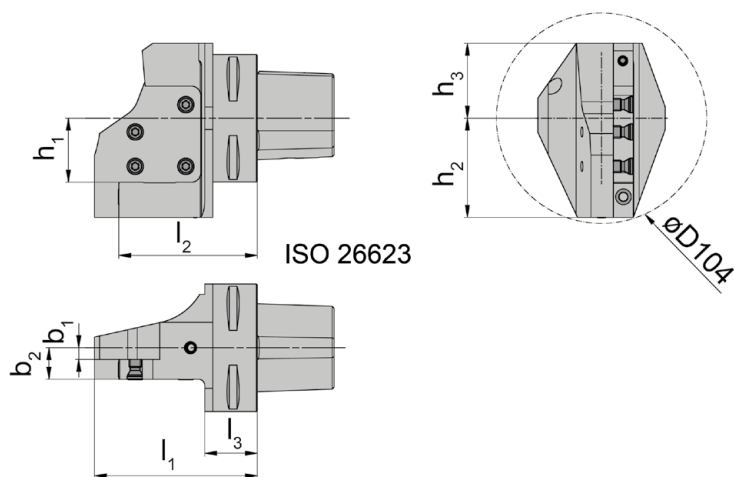
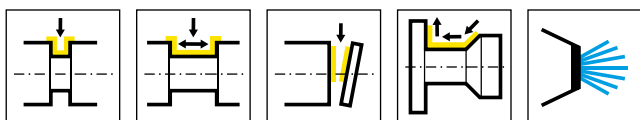
L = version à gauche
L = versione sinistra a specchio

| N° de commande Codice prodotto | l ₂ | l ₁ | h ₁ | h ₂ | h ₃ | b ₁ | l ₃ | b ₂ | HWS |
|-----------------------------------|----------------|----------------|----------------|----------------|----------------|----------------|----------------|----------------|-----------------|
| C5.R842.01.K1 | 88 | 85 | 21 | 34 | 30 | 0 | 25 | 18 | 842001 • 842002 |

Pièces Détachées

Ricambi

| Base de support Attacco Base | Vis de serrage Vite di serraggio | Tournevis TORX PLUS® Cacciavite TORX PLUS® |
|---------------------------------|-------------------------------------|---|
| C5.R842.01.K1 | 5.18T20P | T20PQ |



R = version à droite représentée
R = versione destra come in figura

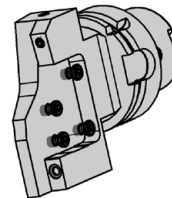
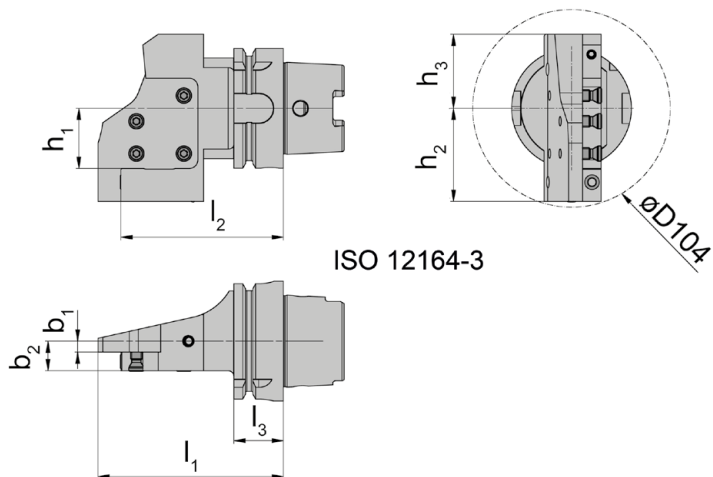
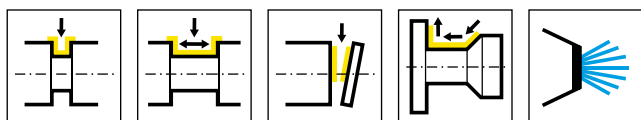
L = version à gauche
L = versione sinistra a specchio

| N° de commande Codice prodotto | l_2 | l_1 | h_1 | h_2 | h_3 | b_1 | l_3 | b_2 | HWS |
|-----------------------------------|-------|-------|-------|-------|-------|-------|-------|-------|-----------------|
| C6.L845.01.K1 | 68,5 | 80,5 | 31,65 | 49 | 37 | 5,8 | 22 | 15,6 | 845001 • 845002 |
| C6.R845.01.K1 | 68,5 | 80,5 | 31,65 | 49 | 37 | 5,8 | 22 | 15,6 | 845001 • 845002 |
| C8.L845.01.K1 | 77,5 | 80,5 | 31,65 | 49 | 40 | 5,8 | 31 | 15,6 | 845001 • 845002 |
| C8.R845.01.K1 | 77,5 | 80,5 | 31,65 | 49 | 40 | 5,8 | 31 | 15,6 | 845001 • 845002 |

Pièces Détachées

Ricambi

| Base de support Attacco Base | Vis de serrage Vite di serraggio | Tournevis TORX PLUS® Cacciavite TORX PLUS® |
|---------------------------------|-------------------------------------|---|
| C6... | 6.18T20P | T20PQ |



R = version à droite représentée
R = versione destra come in figura

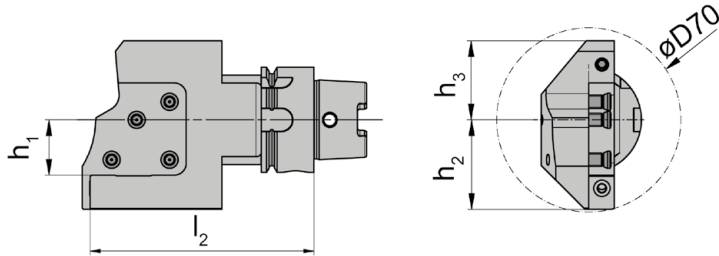
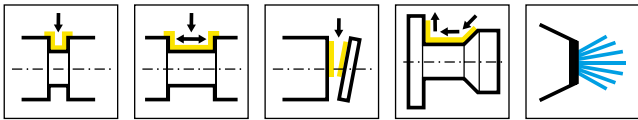
L = version à gauche
L = versione sinistra a specchio

| N° de commande Codice prodotto | l ₂ | l ₁ | h ₁ | h ₂ | h ₃ | l ₃ | b ₂ | HWS |
|-----------------------------------|----------------|----------------|----------------|----------------|----------------|----------------|----------------|-----------------|
| HSKT63.L845.01.K1 | 85,5 | 97,5 | 31,65 | 49 | 39 | 26 | 15,6 | 845001 • 845002 |
| HSKT63.R845.01.K1 | 85,5 | 97,5 | 31,65 | 49 | 39 | 26 | 15,6 | 845001 • 845002 |
| HSKT100.L845.01.K1 | - | - | 31,65 | 49 | 50 | 28,95 | 15,6 | 845001 • 845002 |
| HSKT100.R845.01.K1 | - | - | 31,65 | 49 | 50 | 28,95 | 15,6 | 845001 • 845002 |

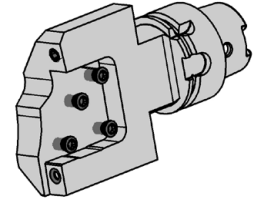
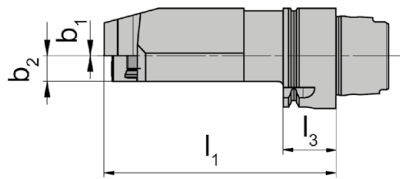
Pièces Détachées

Ricambi

| Base de support Attacco Base | Vis de serrage Vite di serraggio | Tournevis TORX PLUS® Cacciavite TORX PLUS® |
|---------------------------------|-------------------------------------|---|
| HSKT63... | 6.18T20P | T20PQ |



ISO 12164-3



R = version à droite représentée
R = versione destra come in figura

L = version à gauche
L = versione sinistra a specchio

| N° de commande Codice prodotto | l_2 | l_1 | h_1 | h_2 | h_3 | l_3 | b_2 | HWS |
|-----------------------------------|-------|-------|-------|-------|-------|-------|-------|-----------------|
| HSKT40.L842.01.K1 | 85 | 88 | 21 | 34 | 30 | 20 | 9,7 | 842001 • 842002 |
| HSKT40.R842.01.K1 | 85 | 88 | 21 | 34 | 30 | 20 | 9,7 | 842001 • 842002 |

Pièces Détachées

Ricambi

| Base de support Attacco Base | Vis de serrage Vite di serraggio | Tournevis TORX PLUS® Cacciavite TORX PLUS® |
|---------------------------------|-------------------------------------|---|
| HSKT40... | 5.18T20P | T20PQ |

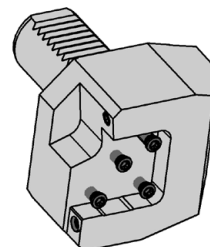
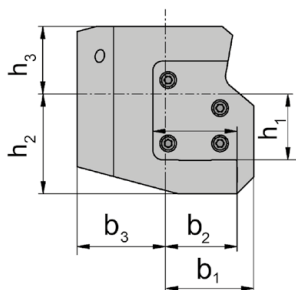
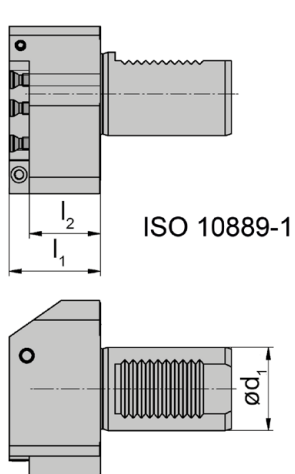
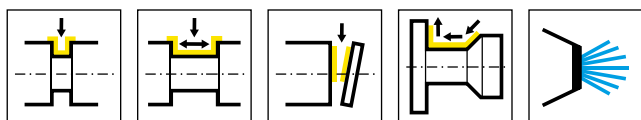


Illustration = Base de support type B1

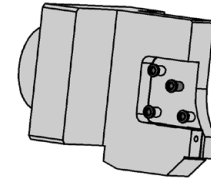
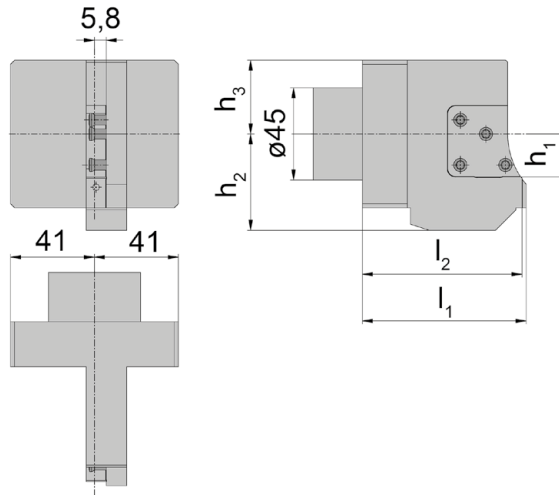
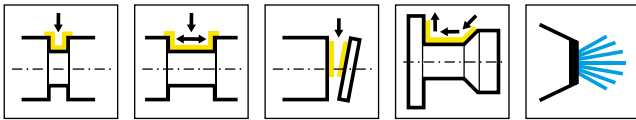
Figura = Supporto base tipo B1

| N° de commande Codice prodotto | l_2 | l_1 | h_1 | h_2 | h_3 | b_1 | b_3 | b_2 | HWS | HMS |
|-----------------------------------|-------|-------|-------|-------|-------|-------|-------|-------|-----------------|-------|
| 842.VDI30.B1.00101 | 30,3 | 40 | 21 | 26 | 22 | 35 | 35 | 33 | 842001 • 842002 | VDI30 |
| 845.VDI40.B1.00101 | 34,3 | 44 | 31,65 | 48 | 32,5 | 42,5 | 42,5 | 34,5 | 845001 • 845002 | VDI40 |
| 845.VDI40.B2.00101 | 34,3 | 44 | 31,65 | 48 | 32,5 | 42,5 | 42,5 | 34,5 | 845001 • 845002 | VDI40 |

Pièces Détachées

Ricambi

| Base de support Attacco Base | Vis de serrage Vite di serraggio | Tournevis TORX PLUS® Cacciavite TORX PLUS® |
|---------------------------------|-------------------------------------|---|
| 842.VDI30.B1.00101 | 5.18T20P | T20PQ |
| 845.VDI40.... | 6.24T20P | T20PQ |



R = version à droite représentée
R = versione destra come in figura

| N° de commande Codice prodotto | l_2 | l_1 | h_1 | h_3 | h_2 | Type de machine Tipo macchina | HWS | HMS |
|-----------------------------------|-------|-------|-------|-------|-------|----------------------------------|-----------------|-------------|
| 842.TR01.R.01.K1 | 78 | 80 | 21 | 36 | 47 | TRAUB TNL18/20/32 TNK42 | 842001 • 842002 | Index Traub |

Interface Traub
Interfaccia Traub

Pièces Détachées

Ricambi


| Base de support Attacco Base | Vis de serrage Vite di serraggio | Tournevis TORX PLUS® Cacciavite TORX PLUS® |
|---------------------------------|-------------------------------------|---|
| 842.TR01.R.01.K1 | 5.18T20P | T20PQ |

pour INDEX
per INDEX

C



W1250031



W8900015



R/L940.X842...R.IK



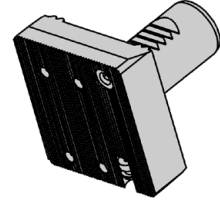
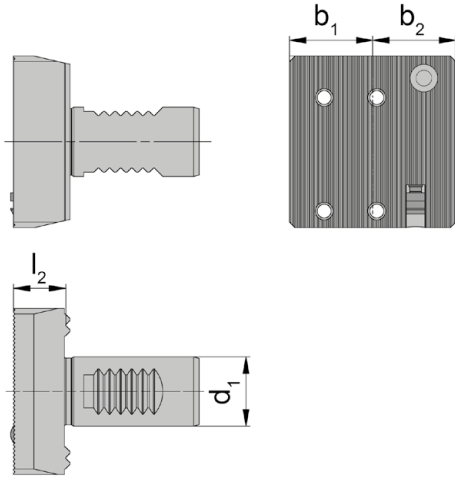
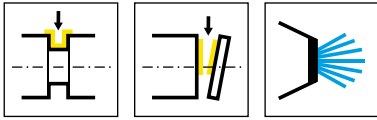
R/L940.X842...L.IK



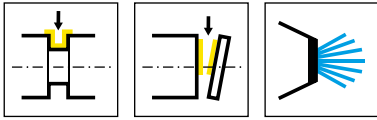
RNK100.0842...



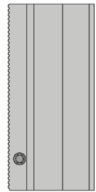
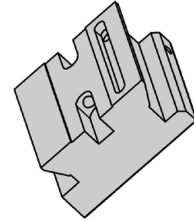
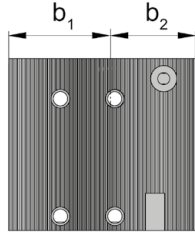
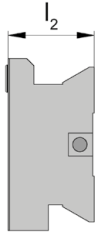
LNK100.0842...



| N° de commande Codice prodotto | b ₂ | b ₁ | l ₂ | d ₁ | Type de machine Tipo macchina | HWS | HMS |
|-----------------------------------|----------------|----------------|----------------|----------------|----------------------------------|-------------|-------------|
| W1250031 | 30 | 30 | 18,9 | 25 | Index C42-65/C100/C200/G160/G250 | Index Traub | Index Traub |



C



| N° de commande Codice prodotto | b ₂ | b ₁ | l ₂ | Type de machine Tipo macchina | HWS | HMS |
|-----------------------------------|----------------|----------------|----------------|----------------------------------|-------------|-------------|
| W8900015 | 28 | 37 | 29,5 | Index ABC | Index Traub | Index Traub |

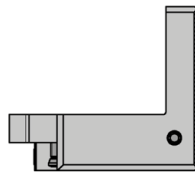
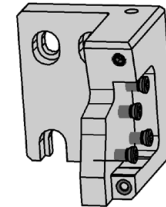
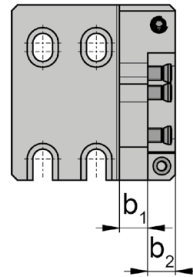
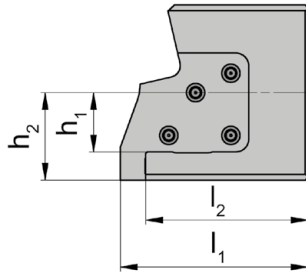
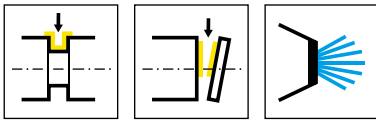


Illustration = R...R
Figura = R...R

L...L = version à gauche
L...L = versione sinistra a specchio

| N° de commande Codice prodotto | l ₁ | l ₂ | h ₁ | h ₂ | b ₁ | b ₂ | HWS | HMS |
|-----------------------------------|----------------|----------------|----------------|----------------|----------------|----------------|-----------------|-------------|
| R940.X842.5862.L.IK | 66,5 | 57,5 | 21 | 31 | 10 | 9,8 | 842001 • 842002 | Index Traub |
| R940.X842.5862.R.IK | 66,5 | 57,5 | 21 | 31 | 10 | 9,8 | 842001 • 842002 | Index Traub |
| L940.X842.5862.L.IK | 66,5 | 57,5 | 21 | 31 | 10 | 9,8 | 842001 • 842002 | Index Traub |
| L940.X842.5862.R.IK | 66,5 | 57,5 | 21 | 31 | 10 | 9,8 | 842001 • 842002 | Index Traub |

Support cassettes pouvant être utilisé avec des cassettes à droite et à gauche.
Supporto base possono essere utilizzati sia su cartuccia destra che su cartuccia sinistra.

Recommandation:

Support cassette ...L.IK pour cassettes à droite et support cassette ...R.IK pour cassettes à gauche.

Suggerimento:

Portacartucce ...L.IK per cartuccia destra e portacartucce ...R.IK per cartuccia sinistra.

Pièces Détachées

Ricambi

| Support cassette Portacartucce per gole | Vis de serrage Vite di serraggio | Tournevis TORX PLUS® Cacciavite TORX PLUS® |
|--|-------------------------------------|---|
| R/L940... | 5.18T20P | T20PQ |

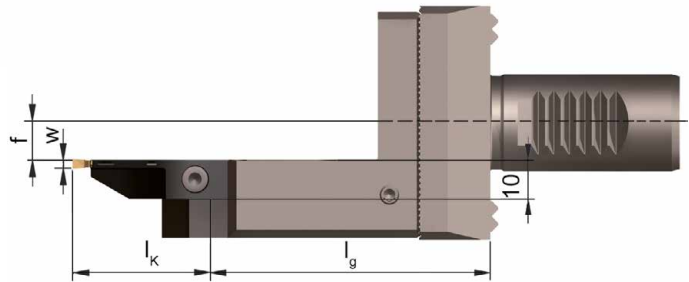
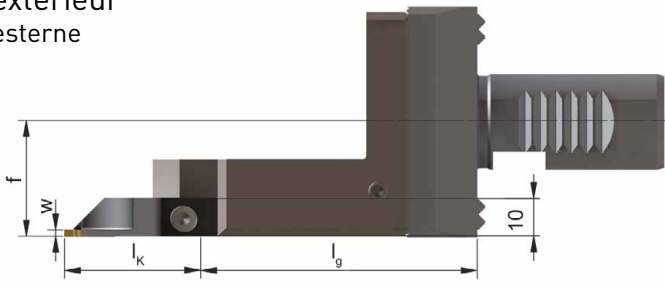
Détermination de la longueur de référence

Determinazione della lunghezza totale d'ingombro



extérieur
esterne

intérieur
interne



$$l_K \text{ (Longueur de la cassette)} + l_g \text{ (} l_2 \text{ Support cassette + } l_2 \text{ Base de support)}$$

$$l_K \text{ (Lunghezza cartuccia)} + l_g \text{ (} l_2 \text{ Portacartucce + } l_2 \text{ Supporto base)}$$

Illustration VDI
Figura VDI

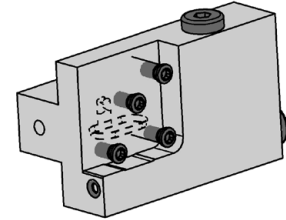
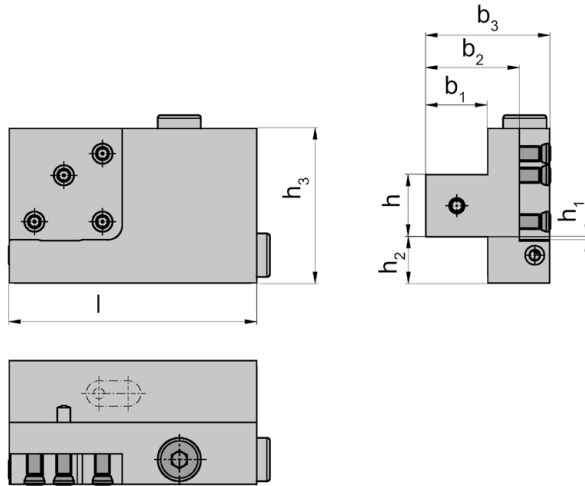
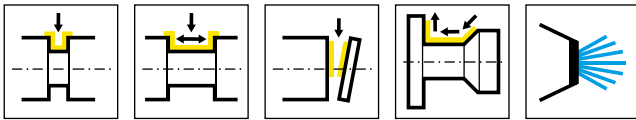
Recommandations de base

S'il vous plaît noter le Ø max de rotation des fabricants de machines.
Vérifier le Ø de rotation du mandrin pour le porte-outil.

Raccomandazioni fondamentali

Vi preghiamo di controllare l'ingombro di volteggio dell'utensile montato sulla torretta della vostra macchina considerando la lunghezza riportata in tabella.

| Base de support Attacco base | Support cassette Portacartucce | | Support cassette Portacartucce | |
|---------------------------------|-------------------------------------|------|-------------------------------------|------|
| | L940.X842...L.IK / R940.X842...R.IK | | L940.X842...R.IK / R940.X842...L.IK | |
| | f | lg | f | lg |
| W1250031 | 19,7 | 76,4 | 9,1 | 76,4 |



R = version à droite représentée
R = versione destra come in figura

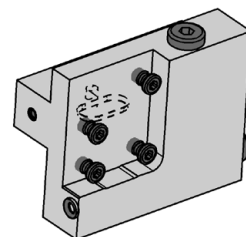
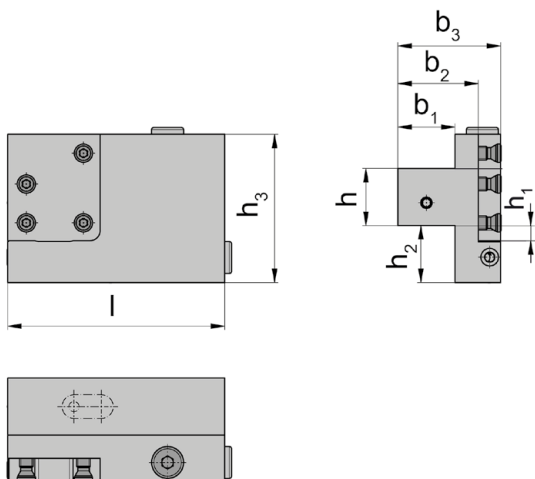
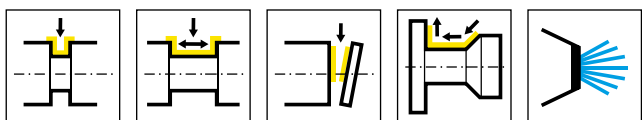
L = version à gauche
L = versione sinistra a specchio

| N° de commande Codice prodotto | h | b ₁ | l | h ₃ | b ₃ | b ₂ | h ₁ | h ₂ | HWS |
|-----------------------------------|----|----------------|----|----------------|----------------|----------------|----------------|----------------|-----------------|
| R842.1616.K1.IK | 16 | 16 | 65 | 50 | 40 | 30,2 | 5 | 19 | 842001 • 842002 |
| R842.2525.K1.IK | 25 | 25 | 95 | 50 | 45 | 35,5 | 4 | 10 | 842001 • 842002 |
| L842.1616.K1.IK | 16 | 16 | 65 | 50 | 40 | 30,2 | 5 | 19 | 842001 • 842002 |
| L842.2020.K1.IK | 20 | 20 | 80 | 50 | 40 | 30,2 | 1 | 15 | 842001 • 842002 |
| L842.2525.K1.IK | 25 | 25 | 95 | 50 | 45 | 35,5 | 4 | 10 | 842001 • 842002 |

Pièces Détachées

Ricambi

| Base de support Attacco Base | Vis de serrage Vite di serraggio | Tournevis TORX PLUS® Cacciavite TORX PLUS® | Vis Vite |
|---------------------------------|-------------------------------------|---|------------------|
| R/L842... | 5.18T20P | T20PQ | 004.00.26 |
| L842.2020.K1.IK | 5.18T20P | T20PQ | 004.00.26 |



R = version à droite représentée
R = versione destra come in figura

L = version à gauche
L = versione sinistra a specchio

| N° de commande Codice prodotto | h | b ₁ | l | h ₃ | b ₃ | b ₂ | h ₁ | h ₂ | HWS |
|-----------------------------------|----|----------------|----|----------------|----------------|----------------|----------------|----------------|-----------------|
| R845.2020.K1.IK | 20 | 20 | 80 | 65 | 40 | 30 | 11,65 | 30 | 845001 • 845002 |
| R845.2525.K1.IK | 25 | 25 | 95 | 65 | 45 | 35 | 6,65 | 25 | 845001 • 845002 |
| L845.2020.K1.IK | 20 | 20 | 80 | 65 | 40 | 30 | 11,65 | 30 | 845001 • 845002 |
| L845.2525.K1.IK | 25 | 25 | 95 | 65 | 45 | 35 | 6,65 | 25 | 845001 • 845002 |

Pièces Détachées

Ricambi

| Base de support Attacco Base | Vis de serrage Vite di serraggio | Tournevis TORX PLUS® Cacciavite TORX PLUS® | Vis Vite |
|---------------------------------|-------------------------------------|---|------------------|
| R/L845... | 6.18T20P | T20PQ | 004.00.26 |



D

Systeme/Sistema

Page/Pag.

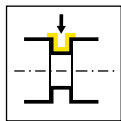
968

150

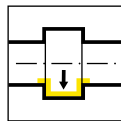
849/850/969

160

Base de support
Attacco Base
968/BGT

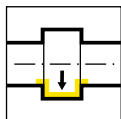


Page/Pag.
154

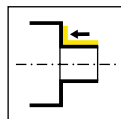


Page/Pag.
155

Supports réglables
Portainsero registrabile
BKT/RKT



Page/Pag.
156-158



Page/Pag.
159

D

968




**Systeme modulaire
pour multi broche
INDEX**


**Sistema modulare
per plurimandrino
INDEX**

pour INDEX
per INDEX

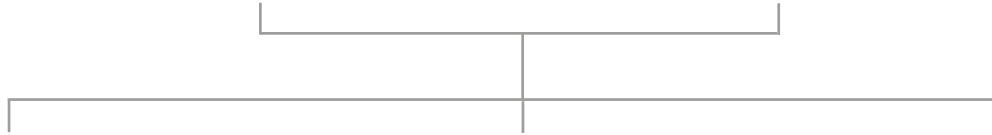
D



R968...



L968...



R/LNK100.0842...



R/LK842.SD...



R/LK842.SV...

Vue d'ensemble Base de support L968...

Vista d'insieme Attacco Base L968...



pour multi broche INDEX
plurimandrino INDEX



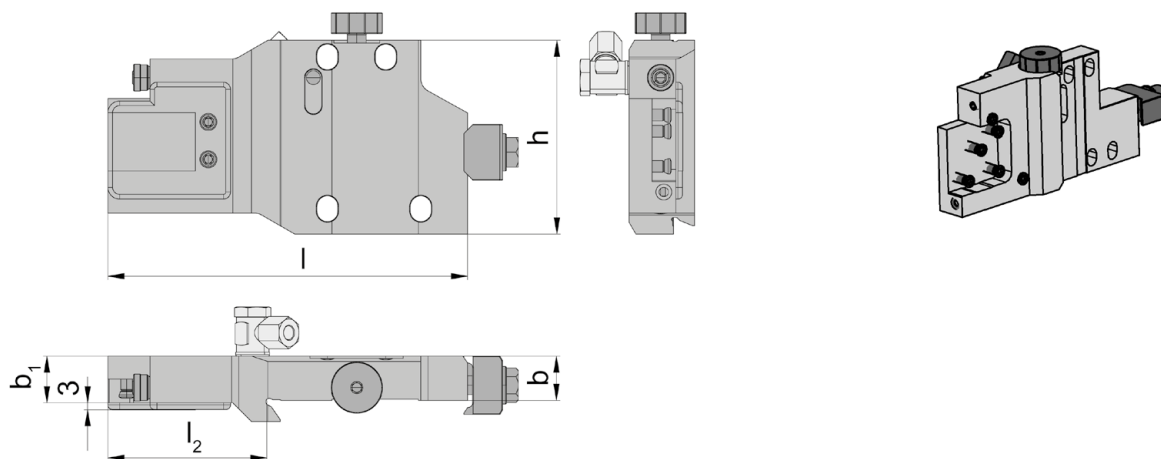
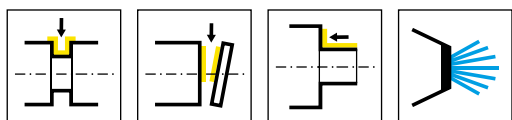
MS52



MS32 - MS40



MS16 - MS22

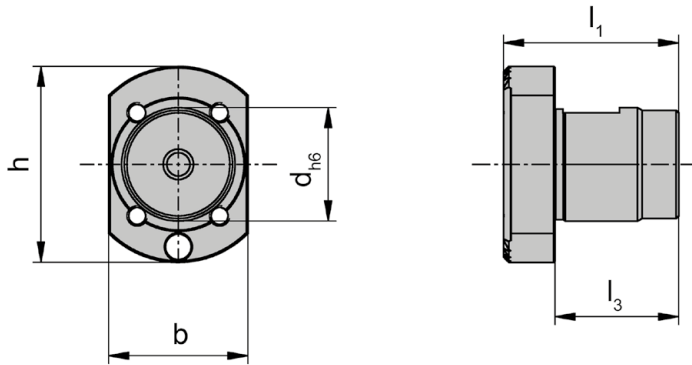
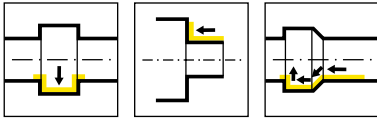


R = version à droite représentée
R = versione destra come in figura

L = version à gauche
L = versione sinistra

| N° de commande Codice prodotto | l | h | b | b ₁ | l ₂ | HWS | HMS |
|-----------------------------------|-----|------|------|----------------|----------------|-----------------|-----------------|
| R968.0842.MS.A06.01.IK | 40 | 74,5 | 27,5 | 20 | - | 842001 • 842002 | INDEX MS16 |
| R968.0842.MS.B06.01.IK | 128 | 65 | 21 | 17 | 58 | 842001 • 842002 | INDEX MS18-MS22 |
| R968.0842.MS.D16.01.IK | 154 | 83 | 19 | 20 | 68 | 842001 • 842002 | INDEX MS32-MS40 |
| R968.0842.MS.E06.01.IK | 179 | 86 | 36 | 22 | 93 | 842001 • 842002 | INDEX MS52 |
| L968.0842.MS.B06.01.IK | 133 | 65 | 21 | 17 | 63 | 842001 • 842002 | INDEX MS18-MS22 |
| L968.0842.MS.D16.01.IK | 154 | 83 | 19 | 20 | 68 | 842001 • 842002 | INDEX MS32-MS40 |
| L968.0842.MS.E06.01.IK | 179 | 86 | 36 | 22 | 95 | 842001 • 842002 | INDEX MS52 |

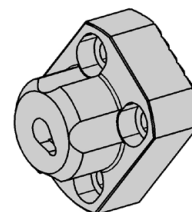
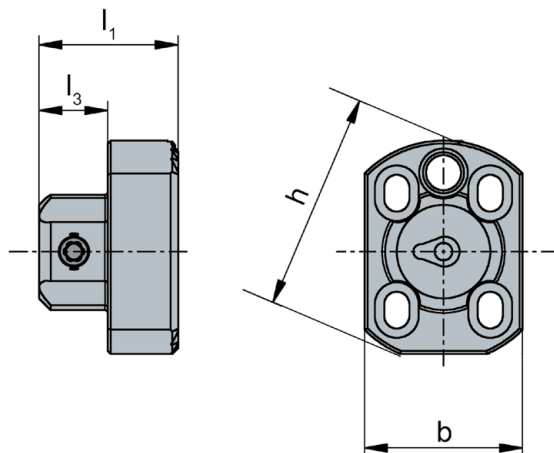
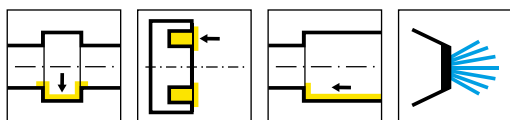
Vous trouverez les cassettes correspondantes au chapitre E
Le cassette corrispondenti si trovano nel capitolo E



GRAF®
WERKZEUGSYSTEME

D

| N° de commande Codice prodotto | h | b | d | l ₁ | l ₃ |
|-----------------------------------|----|----|----|----------------|----------------|
| BGT.MS.0015.16 | 32 | 17 | 15 | 26 | 16 |
| BGT.MS.0022.24 | 38 | 27 | 22 | 34 | 24 |
| BGT.MS.0024.22 | 50 | 27 | 24 | 34 | 22 |
| BGT.MS.0032.32 | 50 | 43 | 32 | 42 | 32 |
| BGT.MS.0042.35 | 62 | 43 | 42 | 48 | 35 |



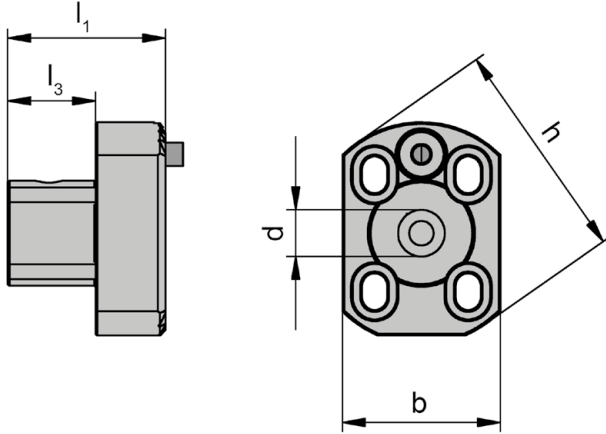
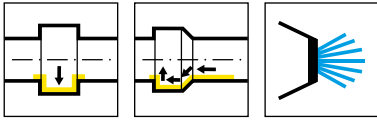
D

| N° de commande Codice prodotto | b | l ₁ | h | l ₃ | HWS | HMS |
|-----------------------------------|----|----------------|----|----------------|--------------------------|-----------------------------|
| BKT105.1732.00.01.IK | 17 | 24 | 32 | 12 | 105123 • 105124 • 105125 | Denture/Millerighe 60° / T3 |
| BKT105.2738.00.01.IK | 27 | 24 | 38 | 12 | 105123 • 105124 • 105125 | Denture/Millerighe 60° / T3 |
| BKT105.4350.00.01.IK | 43 | 24 | 50 | 12 | 105123 • 105124 • 105125 | Denture/Millerighe 60° / T3 |

Pièces Détachées

Ricambi

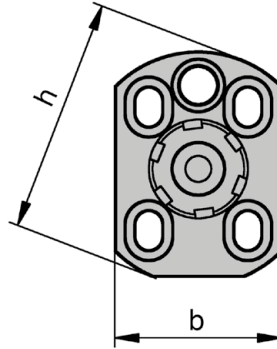
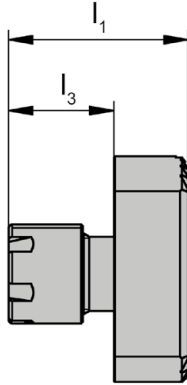
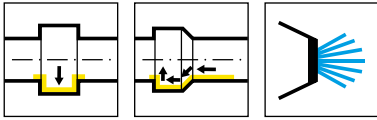
| Supports réglables Portainsero registrabile | Vis de serrage Vite di serraggio | Tournevis TORX PLUS® Cacciavite TORX PLUS® |
|--|-------------------------------------|---|
| BKT105... | 6.075T15P | T15PQ |



GRAF®
WERKZEUGSYSTEME

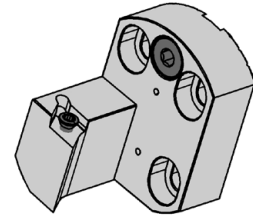
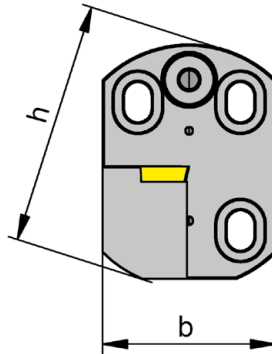
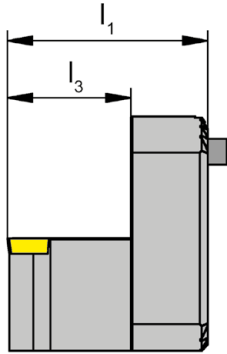
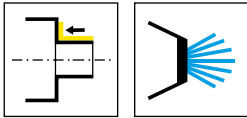
D

| N° de commande Codice prodotto | b | l ₁ | h | l ₃ | d |
|-----------------------------------|----|----------------|----|----------------|----|
| BKT.D008.1732.01.IK | 17 | 25 | 32 | 13 | 8 |
| BKT.D008.2738.01.IK | 27 | 27 | 38 | 15 | 8 |
| BKT.D010.2738.01.IK | 27 | 27 | 38 | 15 | 10 |
| BKT.D012.4350.01.IK | 43 | 52 | 50 | 40 | 12 |
| BKT.D016.4350.01.IK | 43 | 55 | 50 | 43 | 16 |



D

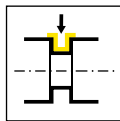
| N° de commande Codice prodotto | b | l ₁ | h | l ₃ |
|-----------------------------------|----|----------------|----|----------------|
| BKT.ER11.1732.01.IK | 17 | 29 | 32 | 17 |
| BKT.ER11.2738.01.IK | 27 | 29 | 38 | 17 |
| BKT.ER20.4350.01.IK | 43 | 50 | 50 | 38 |



| N° de commande Codice prodotto | b | l ₁ | h | l ₃ |
|-----------------------------------|----|----------------|----|----------------|
| RKT.SDJCR.07.1732.2.S.IK | 17 | 30 | 32 | 18 |
| RKT.SDJCR.07.2738.4.S.IK | 27 | 31 | 38 | 19 |
| RKT.SVJCR.07.1732.2.S.IK | 17 | 30 | 32 | 18 |
| RKT.SVJCR.11.2738.4.S.IK | 27 | 31 | 32 | 19 |
| RKT.SVJCR.11.4350.4.S.IK | 43 | 50,5 | 50 | 36,5 |

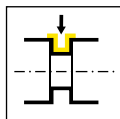


Base de support
Attacco Base
849/N849/N850/969

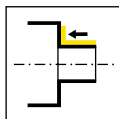


Page/Pag.
162-163, 174, 180

Cassette
Cartuccia
N849/849/R850/NK356

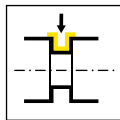


Page/Pag.
164-166, 169,
176-178

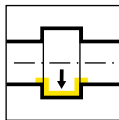


Page/Pag.
167

Adaptateur
Attacco
N849/849

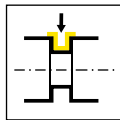


Page/Pag.
168



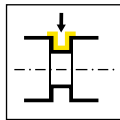
Page/Pag.
172-173

Adaptateur cassettes
Adattatore per cartucce
849/R850



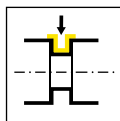
Page/Pag.
170, 175

Adaptateur pour lame
Adattatore per lame
849



Page/Pag.
171

Support cassette
Portacartucce per gole
969



Page/Pag.
181-183

D

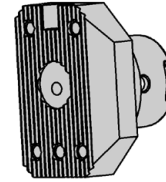
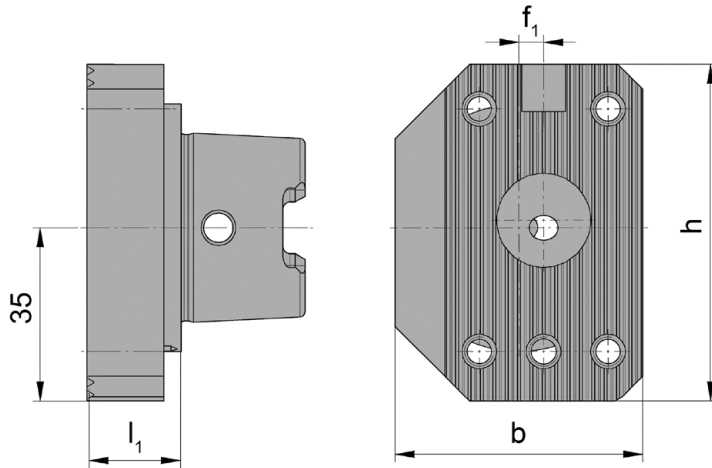
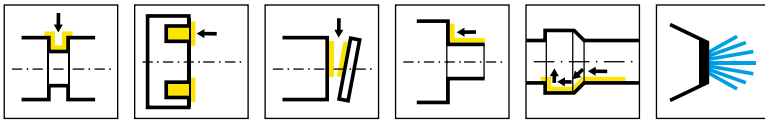
849/850/969



D

**Système modulaire
pour multi broche
Schütte**

**Sistema modulare
per plurimandrino
Schütte**



D

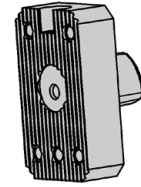
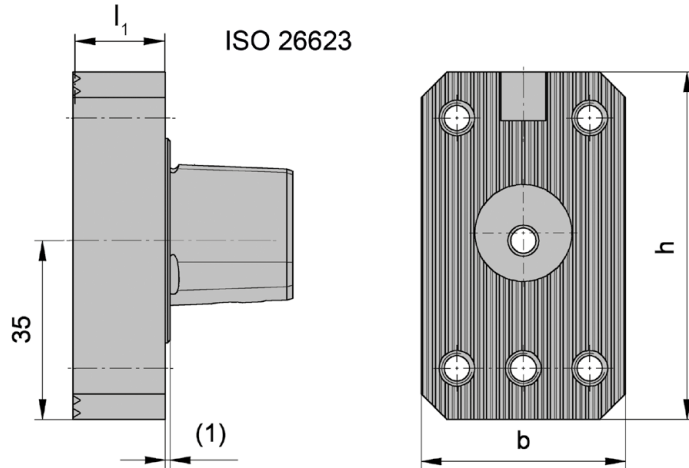
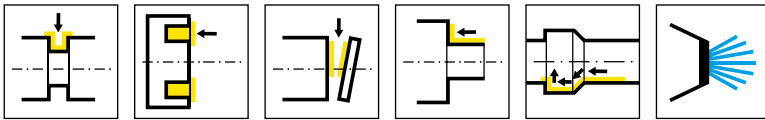
| N° de commande Codice prodotto | h | b | f ₁ | l ₁ | HWS |
|-----------------------------------|----|----|----------------|----------------|---------|
| HSKW-N849.0040.01 | 68 | 40 | - | 18,5 | Schütte |
| HSKW-L849.0050.01 | 68 | 50 | 5 | 18,5 | Schütte |
| HSKW-R849.0050.01 | 68 | 50 | 5 | 18,5 | Schütte |

Tolérance des rainures réduite en accord ICTM
Guide di accoppiamento con tolleranza ristretta secondo ICTM

Pièces Détachées

Ricambi

| Base de support Attacco Base | Vis de serrage Vite di serraggio |
|---------------------------------|-------------------------------------|
| HSKW-N849... | 030.0006.0503 |



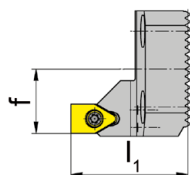
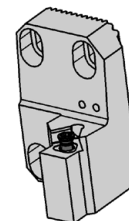
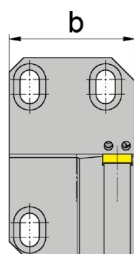
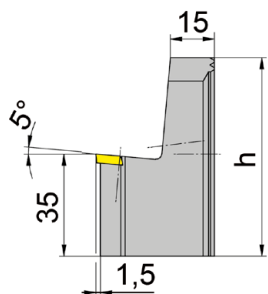
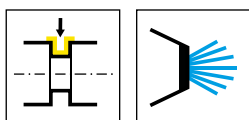
D

| N° de commande Codice prodotto | h | b | l ₁ | HWS |
|-----------------------------------|----|----|----------------|---------|
| N849.00C3.01 | 68 | 40 | 18,5 | Schütte |
| N849.00C4.01 | 68 | 40 | 18,5 | Schütte |

Pièces Détachées

Ricambi

| Base de support Attacco Base | Vis de serrage Vite di serraggio |
|---------------------------------|-------------------------------------|
| N849... | 030.0006.0503 |




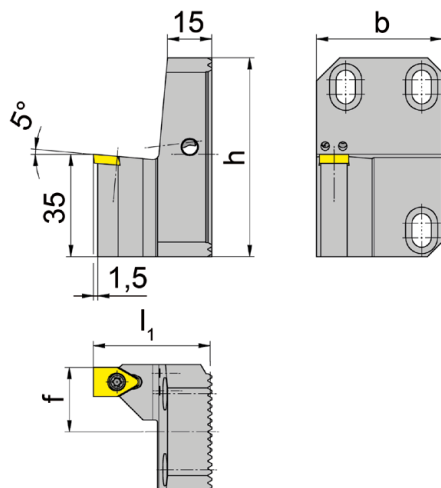
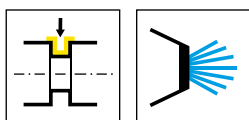
| N° de commande Codice prodotto | h | b | f | l ₁ | HWS | HMS |
|-----------------------------------|----|----|------|----------------|---------|---------|
| N849.0117R.10.00 | 68 | 43 | 22 | 40 | 1171005 | Schütte |
| N849.0117R.12.00 | 68 | 43 | 22 | 40 | 1171205 | Schütte |
| N849.0117R.16.00 | 68 | 43 | 22 | 45 | 1171605 | Schütte |
| N849.0117R.20.00 | 68 | 43 | 22,5 | 50 | 1172005 | Schütte |
| N849.0117R.26.00 | 68 | 43 | 22 | 55 | 1172605 | Schütte |
| N849.0117R.32.00 | 68 | 41 | 22 | 40 | 1173205 | Schütte |

Plage de réglage
+ 3 / -1 mm
Altezza registrabile
+ 3 / -1 mm

Pièces Détachées

Ricambi

| Cassette Cartuccia | Vis de serrage Vite di serraggio | Tournevis TORX PLUS® Cacciavite TORX PLUS® |
|----------------------------|-------------------------------------|---|
| N849.0117R.10.00/...12.00 | 4.09T15P | T15PQ |
| N849.0117R.16.00/...32.00 | 5.12T20P | T20PQ |
| N849.0117R..26.00/...20.00 | 6.17T20P | T20PQ |



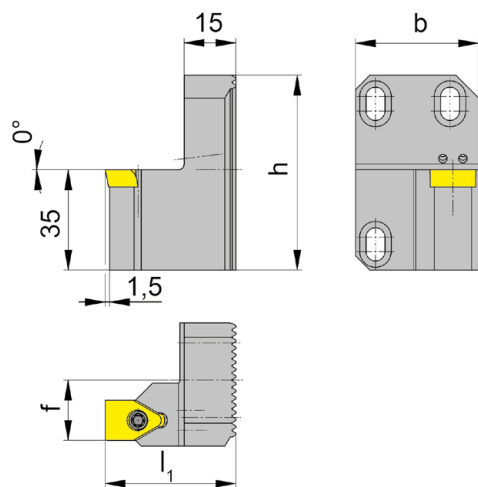
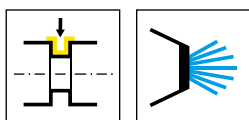
| N° de commande Codice prodotto | h | b | f | l ₁ | HWS | HMS |
|-----------------------------------|----|----|------|----------------|---------|---------|
| N849.0117L.10.00 | 68 | 43 | 22 | 40 | 1171005 | Schütte |
| N849.0117L.12.00 | 68 | 43 | 22 | 40 | 1171205 | Schütte |
| N849.0117L.16.00 | 68 | 43 | 22 | 45 | 1171605 | Schütte |
| N849.0117L.20.00 | 68 | 43 | 22,5 | 50 | 1172005 | Schütte |
| N849.0117L.26.00 | 68 | 43 | 22 | 55 | 1172605 | Schütte |
| N849.0117L.32.00 | 68 | 41 | 22 | 40 | 1173205 | Schütte |

Plage de réglage
+ 3 / -1 mm
Altezza registrabile
+ 3 / -1 mm

Pièces Détachées

Ricambi

| Cassette Cartuccia | Vis de serrage Vite di serraggio | Tournevis TORX PLUS® Cacciavite TORX PLUS® |
|---------------------------|-------------------------------------|---|
| N849.0117L.10.00/...12.00 | 4.09T15P | T15PQ |
| N849.0117L.16.00/...32.00 | 5.12T20P | T20PQ |
| N849.0117L.26.00/...20.00 | 6.17T20P | T20PQ |



D

| N° de commande Codice prodotto | h | b | f | l ₁ | HWS | HMS |
|-----------------------------------|----|----|------|----------------|---------|---------|
| N849.0117R.16.M0 | 68 | 43 | 22 | 45 | 1171605 | Schütte |
| N849.0117R.20.M0 | 68 | 43 | 22,5 | 50 | 1172005 | Schütte |
| N849.0117R.26.M0 | 68 | 43 | 22 | 55 | 1172605 | Schütte |
| N849.0117R.32.M0 | 68 | 41 | 22 | 40 | 1173205 | Schütte |

Plage de réglage

+ 3 / -1 mm

Altezza registrabile

+ 3 / -1 mm

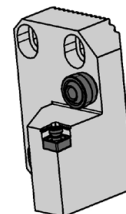
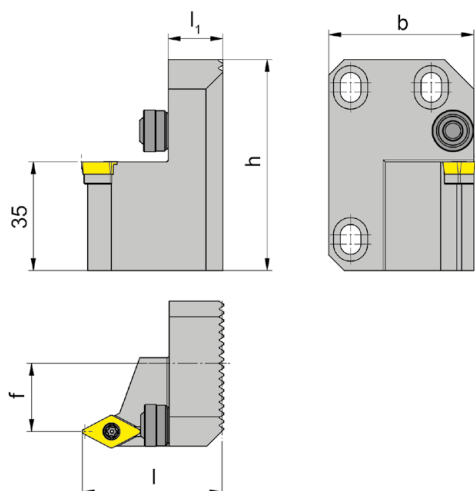
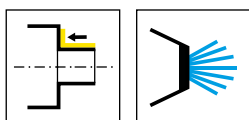
Angle d'inclinaison / inclinazione plaquette 0° pour l'usinage de laiton

Angolo di Settaggio / Spoglia a 0° per la lavorazione dell'ottone

Pièces Détachées

Ricambi

| Cassette Cartuccia | Vis de serrage Vite di serraggio | Tournevis TORX PLUS® Cacciavite TORX PLUS® |
|----------------------------|-------------------------------------|---|
| N849.0117R.16.M0/...32.M0 | 5.12T20P | T20PQ |
| N849.0117R..26.M0/...20.M0 | 6.17T20P | T20PQ |



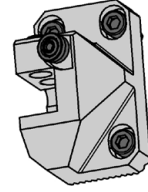
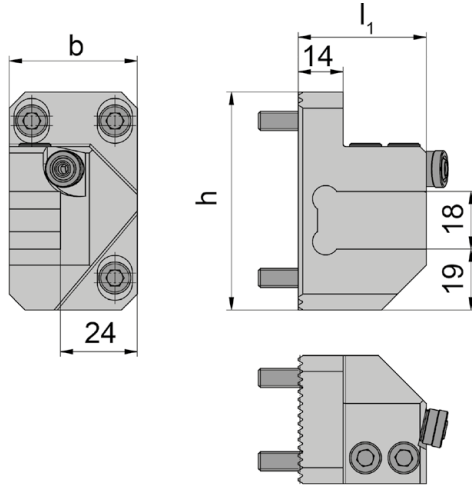
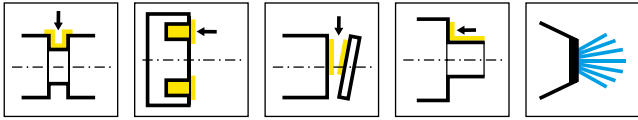
| N° de commande Codice prodotto | h | b | f | l ₁ | l | HMS |
|-----------------------------------|----|------|------|----------------|----|---------|
| R849.SCLCR.12.00 | 68 | 45,1 | 27 | 17 | 45 | Schütte |
| R849.SCLCR.09.00 | 68 | 45,5 | 27 | 17 | 45 | Schütte |
| R849.SVJBR.16.00 | 68 | 46,2 | 27 | 17 | 50 | Schütte |
| R849.SDJCR.11.00 | 68 | 46,7 | 27 | 17 | 45 | Schütte |
| R849.SVJBL.16.00 | 68 | 49,5 | 14,9 | 17 | 50 | Schütte |

Plage de réglage
± 1 mm
Altezza registrabile
± 1 mm

Pièces Détachées

Ricambi

| Cassette Cartuccia | Buse de pulvérisation d'arrosage Ugello nebulizzazione refrigerante | Tournevis TORX PLUS® Cacciavite TORX PLUS® |
|-----------------------|--|---|
| R849... | 020.1210.2966 | T15PW |



D

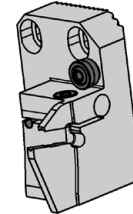
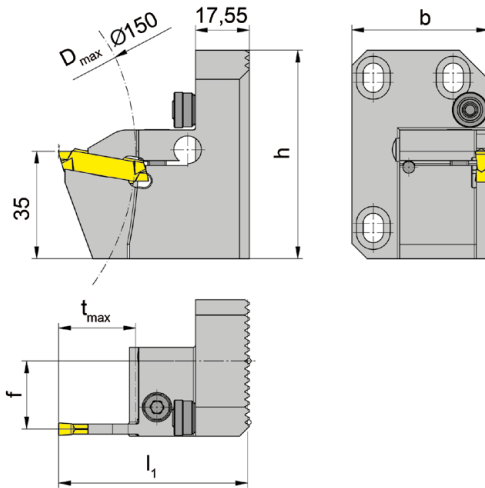
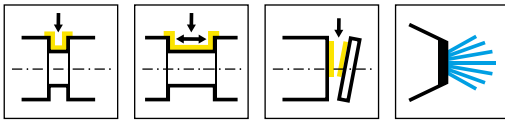
| N° de commande Codice prodotto | h | b | l ₁ | HMS |
|-----------------------------------|----|----|----------------|---------|
| N849.1616L.60.K1 | 68 | 40 | 40 | Schütte |

Plage de réglage
± 1 mm
Altezza registrabile
± 1 mm

Pièces Détachées

Ricambi

| Adaptateur Attacco | Buse de pulvérisation d'arrosage Ugello nebulizzazione refrigerante | Vis de serrage Vite di serraggio |
|-----------------------|--|-------------------------------------|
| N849.1616L.60.K1 | 020.1008.2976 | 10.12.1835 |



R = version à droite représentée
R = versione destra come in figura

L = version à gauche
L = versione sinistra a specchio

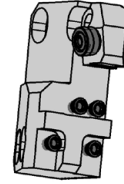
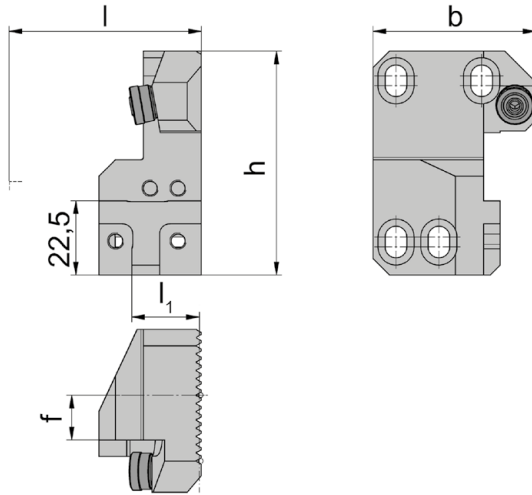
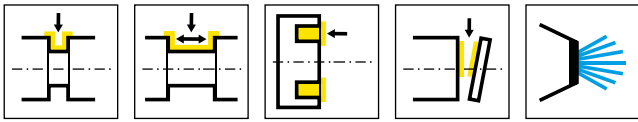
| N° de commande Codice prodotto | h | b | f | t _{max} | l ₁ | HWS | HMS |
|-----------------------------------|----|------|------|------------------|----------------|-----------------|---------|
| R849.0226R.00.03 | 68 | 45,5 | 23 | 25 | 61,5 | 229030 • 229040 | Schütte |
| R849.0226R.00.04 | 68 | 45,5 | 22,2 | 25 | 61,5 | 229040 • 229051 | Schütte |
| R849.0226R.00.05 | 68 | 45,5 | 21,7 | 25 | 61,5 | 229050 • 229051 | Schütte |
| R849.0226R.00.07 | 68 | 45,5 | 20,7 | 25 | 61,5 | 229070 • 229071 | Schütte |
| L849.0226L.00.03 | 68 | 45,5 | 23 | 25 | 61,5 | 229030 • 229040 | Schütte |
| L849.0226L.00.04 | 68 | 45,5 | 22,2 | 25 | 61,5 | 229040 | Schütte |
| L849.0226L.00.05 | 68 | 45,5 | 21,7 | 25 | 61,5 | 229050 • 229051 | Schütte |
| L849.0226L.00.07 | 68 | 45,5 | 20,7 | 25 | 61,5 | 229070 • 229071 | Schütte |

Plage de réglage
± 1 mm
Altezza registrabile
± 1 mm

Pièces Détachées

Ricambi

| Cassette Cartuccia | Buse de pulvérisation d'arrosage Ugello nebulizzazione refrigerante | Vis de serrage Vite di serraggio | Tournevis TORX PLUS® Cacciavite TORX PLUS® |
|-----------------------|--|-------------------------------------|---|
| R/L849.0226.... | 020.1008.2976 | 6.23T25P | T25PQ |



R = version à droite représentée
R = versione destra come in figura

L = version à gauche
L = versione sinistra a specchio

| N° de commande Codice prodotto | h | b | f | l ₁ | l | HWS | HMS |
|-----------------------------------|----|------|------|----------------|--------------------------------|--------|---------|
| R849.0220R.41.00 | 68 | 65,5 | 30,6 | 20,5 | l ₁ +l _K | 220001 | Schütte |
| R849.0220R.49.00 | 68 | 49,5 | 13,6 | 14,5 | l ₁ +l _K | 220001 | Schütte |
| L849.0220L.41.00 | 68 | 65,5 | 30,6 | 20,5 | l ₁ +l _K | 220002 | Schütte |
| L849.0220L.49.00 | 68 | 49,5 | 13,6 | 14,5 | l ₁ +l _K | 220002 | Schütte |

Plage de réglage
± 1 mm
Altezza registrabile
± 1 mm

lK voir cassettes
lK vd. cartucce

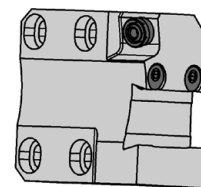
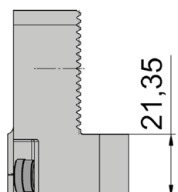
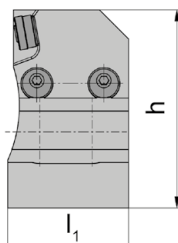
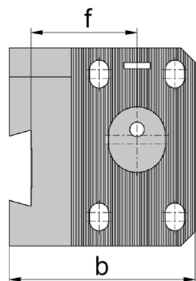
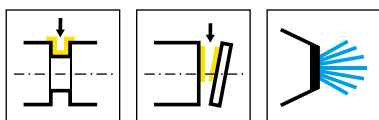
Pièces Détachées

Ricambi

| Adaptateur cassettes Adattatore per cartucce | Vis de serrage Vite di serraggio | Buse de pulvérisation d'arrosage Ugello nebulizzazione refrigerante | Tournevis TORX PLUS® Cacciavite TORX PLUS® |
|---|-------------------------------------|--|---|
| R/L849.0220.... | 5.12T20P | 020.1008.2976 | T20PQ |

Adaptateur pour lame 849

Adattatore per lame




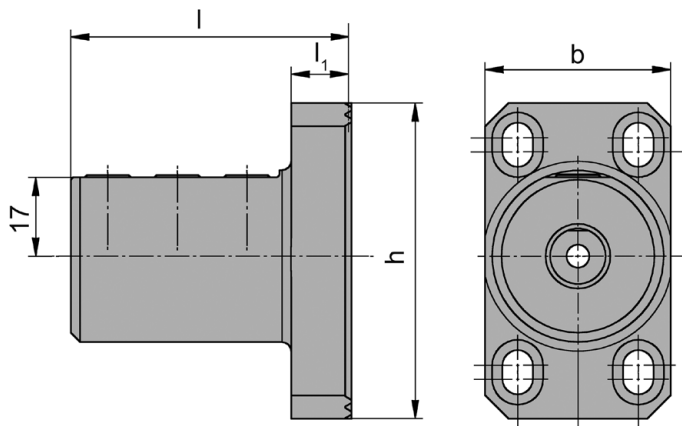
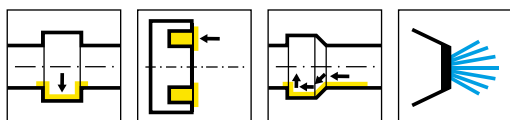
| N° de commande Codice prodotto | h | b | f | l ₁ | HMS |
|-----------------------------------|----|------|------|----------------|---------|
| R849.2608R.13.00 | 68 | 63,8 | 36,3 | 41,5 | Schütte |

Plage de réglage
± 1 mm
Altezza registrabile
± 1 mm

Pièces Détachées

Ricambi

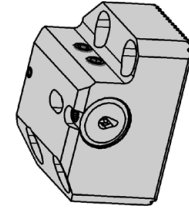
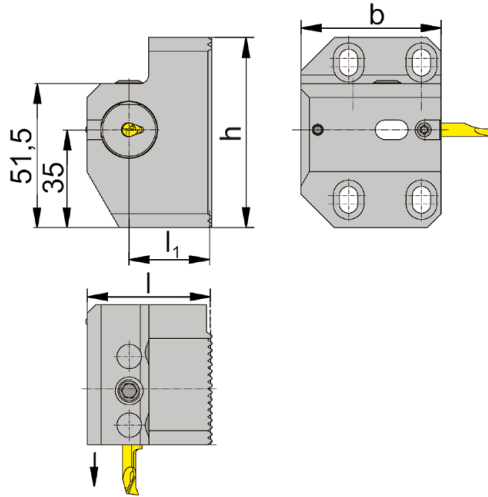
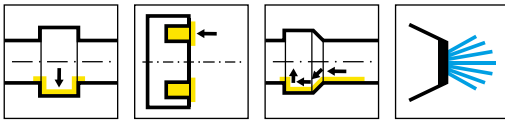
| Adaptateur pour lame Adattatore per lame | Vis de serrage Vite di serraggio | Buse de pulvérisation d'arrosage Ugello nebulizzazione refrigerante |
|---|-------------------------------------|--|
| R849.2608R.13.00 | 6.25.912 | 020.1008.2977 |



D

| N° de commande Codice prodotto | h | b | l ₁ | l | Porte outils Portainsero | HMS |
|-----------------------------------|----|----|----------------|----|-----------------------------|---------|
| N849.0012N.60.K1 | 68 | 40 | 12,45 | 60 | B105.0012... | Schütte |

Plage de réglage
± 1 mm
Altezza registrabile
± 1 mm



Longueur = ajustement sur 2 mm
Lunghezza = aggiustamento + 2 mm

| N° de commande Codice prodotto | h | b | l ₁ | l | Porte outils Portainsero | HWS | HMS |
|-----------------------------------|----|----|----------------|----|-----------------------------|--------------------------|---------|
| R849.0012R.50.K2 | 68 | 50 | 29 | 40 | B105.0012.0351 | 105123 • 105124 • 105125 | Schütte |
| R849.0016R.50.K2 | 68 | 50 | 29 | 40 | B105.0016.0352 | 105123 • 105124 • 105125 | Schütte |
| R849.0020R.50.K2 | 68 | 50 | 29 | 40 | B105.0020.0325 | 105123 • 105124 • 105125 | Schütte |

Plage de réglage
± 1 mm
Altezza registrabile
± 1 mm

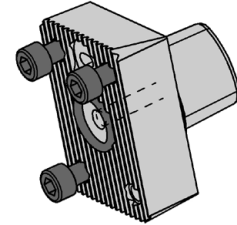
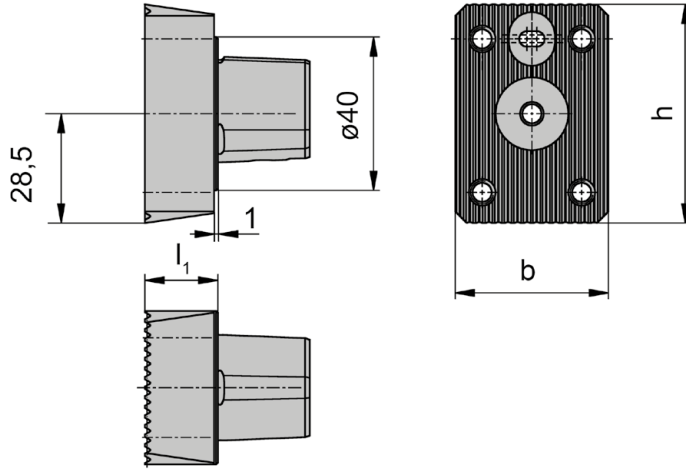
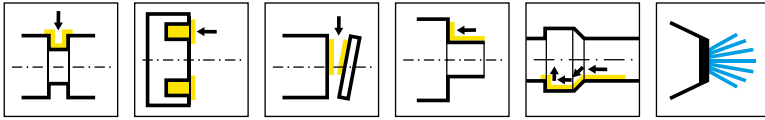
Barre d'alésage n'est pas inclus - passer une commande séparément!
Gli bareni non sono inclusi - ordinare separatamente!

Pièces Détachées

Ricambi

| Adaptateur Adattatore | Vis de serrage Vite di serraggio |
|--------------------------|-------------------------------------|
| R849.00... | 030.5060.0596 |
| R849.0020R.50.K2 | 030.1008.0648 |






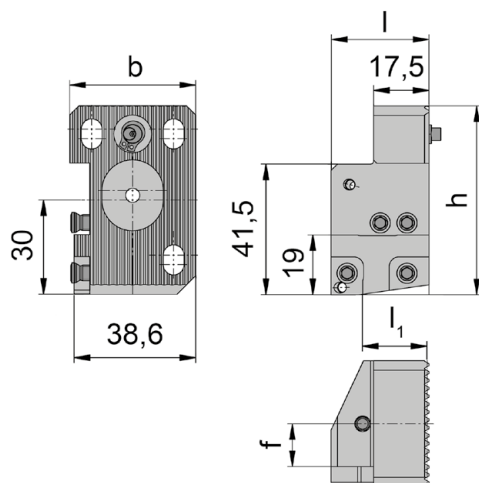
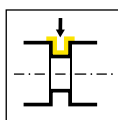
D

| N° de commande Codice prodotto | h | b | l ₁ | HWS |
|-----------------------------------|----|----|----------------|---------|
| N850.00C3.01 | 57 | 40 | 18,5 | Schütte |
| N850.00C4.01 | 57 | 40 | 18,5 | Schütte |

Adaptateur cassettes

Adattatore per cartucce

R850



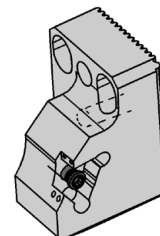
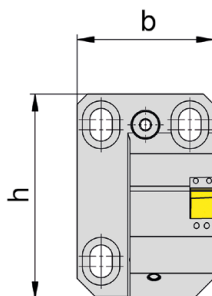
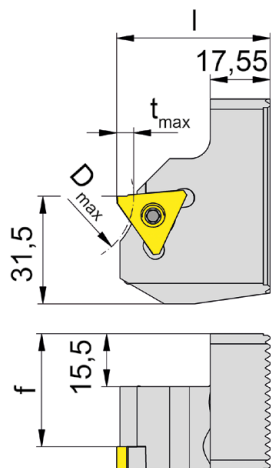
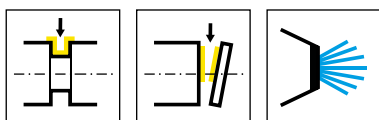
| N° de commande Codice prodotto | h | b | f | l ₁ | l | HWS | HMS |
|-----------------------------------|----|----|------|----------------|-------|--------|---------|
| R850.0220R.49.00.IK | 60 | 40 | 13,6 | 20,5 | 31,05 | 220001 | Schütte |

Plage de réglage
± 1 mm
Altezza registrabile
± 1 mm

Pièces Détachées

Ricambi

| Adaptateur cassettes Adattatore per cartucce | Vis de serrage Vite di serraggio | Tournevis TORX PLUS® Cacciavite TORX PLUS® |
|---|-------------------------------------|---|
| R850.0220R.49.00.IK | 5.12T20P | T20PQ |



D

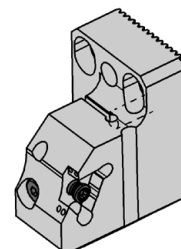
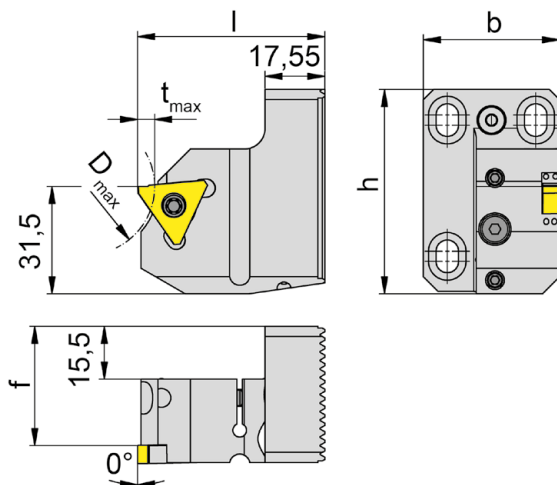
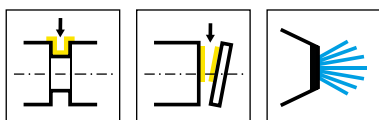
| N° de commande Codice prodotto | t _{max} | b | f | D _{max} | l | h | HWS | HMS |
|-----------------------------------|------------------|----|------|------------------|----|----|--------|---------|
| R850.0315.00.07.IK | 5 | 40 | 33,1 | 40 | 45 | 60 | 31507R | Schütte |
| R850.0315.00.10.IK | 5 | 40 | 29,9 | 40 | 45 | 60 | 31510R | Schütte |
| R850.0315.00.13.IK | 5 | 40 | 26,9 | 40 | 45 | 60 | 31513R | Schütte |

Plage de réglage
± 1 mm
Altezza registrabile
± 1 mm

Pièces Détachées

Ricambi

| Cassette Cartuccia | Vis de serrage Vite di serraggio | Tournevis TORX PLUS® Cacciavite TORX PLUS® |
|-----------------------|-------------------------------------|---|
| R850... | 5.15T20P | T20PQ |



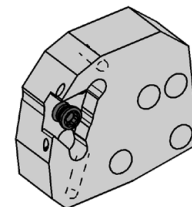
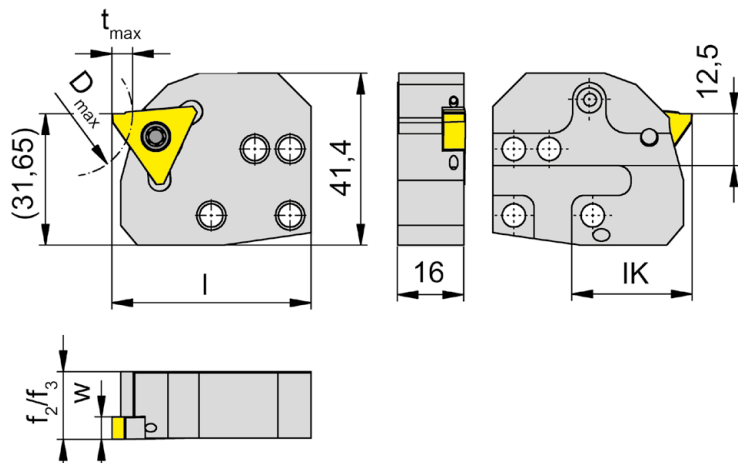
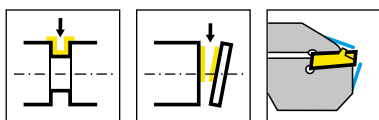
| N° de commande Codice prodotto | t _{max} | b | f | D _{max} | l | h | HWS | HMS |
|-----------------------------------|------------------|----|------|------------------|----|----|--------|---------|
| R850.0315.01.05.IK | 5 | 40 | 34,9 | 40 | 55 | 60 | 31505R | Schütte |
| R850.0315.01.07.IK | 5 | 40 | 33,1 | 40 | 55 | 60 | 31507R | Schütte |
| R850.0315.01.10.IK | 5 | 40 | 29,9 | 40 | 55 | 60 | 31510R | Schütte |
| R850.0315.01.13.IK | 5 | 40 | 26,9 | 40 | 55 | 60 | 31513R | Schütte |

Plage de réglage
± 1 mm
Altezza registrabile
± 1 mm

Pièces Détachées

Ricambi

| Cassette Cartuccia | Vis de serrage Vite di serraggio | Tournevis TORX PLUS® Cacciavite TORX PLUS® |
|-----------------------|-------------------------------------|---|
| R850.0315.01... | 5.15T20P | T10PL |



D

| N° de commande Codice prodotto | t_{max} | f_3 | f_2 | D_{max} | l_K | HWS | HMS |
|-----------------------------------|-----------|-----------|-------|-----------|-------|--------|--------|
| RNK356.0850.4.25.IK | 5 | $f_3=f_2$ | 16,3 | 185 | 29 | 31505R | 220001 |

w voir plaquettes amovibles
w vd. inserti

Pièces Détachées

Ricambi

| Cassette Cartuccia | Vis de serrage Vite di serraggio | Tournevis TORX PLUS® Cacciavite TORX PLUS® |
|----------------------------|-------------------------------------|---|
| RNK356.0850.4.25.IK | 5.12T20P | T20PQ |

Vue d'ensemble Base de support 969...

Vista d'insieme Attacco Base 969...



pour multi broche Schütte
plurimandrino Schütte



pour cassettes système 842
per cartucce sistema 842

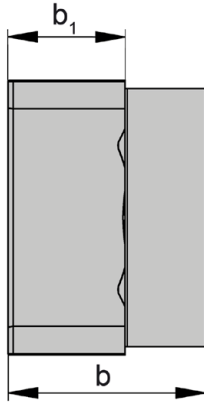
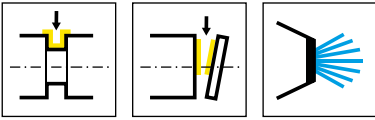


pour cassettes système 840
per cartucce sistema 840

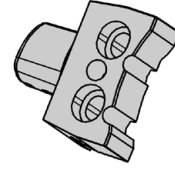
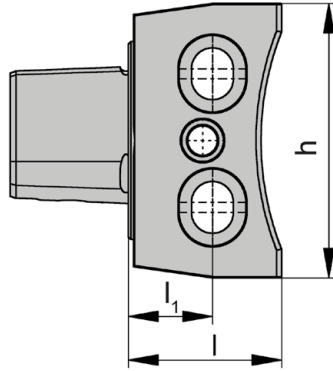


pour porte outils à section carrée
per utensili ad attacco quadro



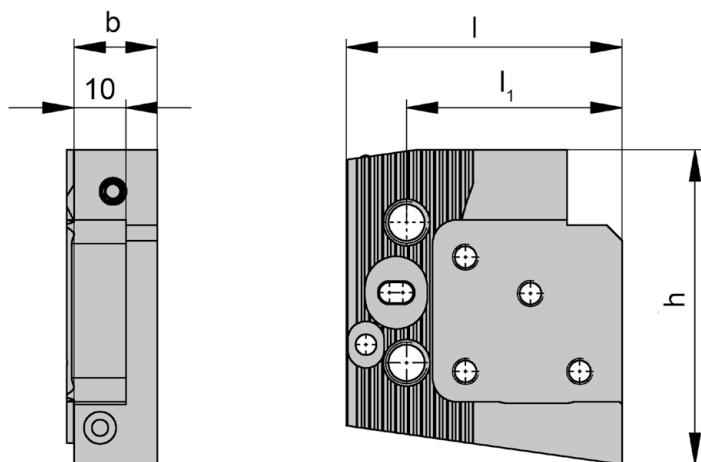
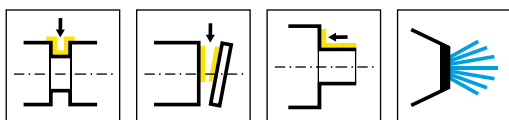


ISO 26623



D

| N° de commande Codice prodotto | l_1 | l | b_1 | h | b | HWS |
|-----------------------------------|-------|-----|-------|------|-----|---------|
| R969.00C4.01 | 17 | 31 | 1000 | 55,5 | 40 | Schütte |



| N° de commande Codice prodotto | l | l ₁ | h | b | HWS | HMS |
|-----------------------------------|----|----------------|----|----|-----------------|---------|
| R969.I.16.842.0050.IK | 53 | 42 | 61 | 16 | 842001 • 842002 | Schütte |
| R969.A.16.842.0050.IK | 53 | 42 | 61 | 16 | 842001 • 842002 | Schütte |

Plage de réglage

± 1 mm

Altezza registrabile

± 1 mm

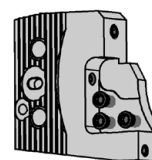
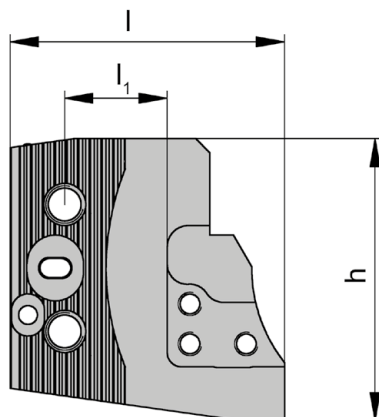
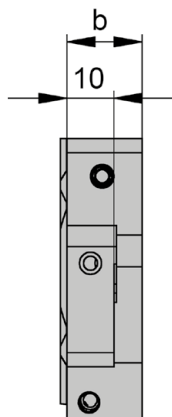
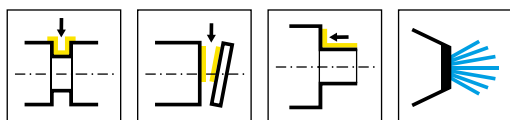
Vous trouverez les cassettes correspondantes au chapitre E

Le cassette corrispondenti si trovano nel capitolo E

Pièces Détachées

Ricambi

| Support cassette Portacartucce per gole | Buse de pulvérisation d'arrosage Ugello nebulizzazione refrigerante | Vis de serrage Vite di serraggio | Tournevis TORX PLUS® Cacciavite TORX PLUS® |
|--|--|-------------------------------------|---|
| R969... | 020.0806.3116 | 5.15T20P | T20PQ |



D

| N° de commande Codice prodotto | l | l ₁ | h | b | HWS | HMS |
|-----------------------------------|------|----------------|----|----|-----------------|---------|
| R969.I.16.840.0040.IK | 58,5 | 21,8 | 60 | 16 | 840001 • 840002 | Schütte |
| R969.A.16.840.0040.IK | 58,5 | 21,8 | 60 | 16 | 840001 • 840002 | Schütte |

Plage de réglage

± 1 mm

Altezza registrabile

± 1 mm

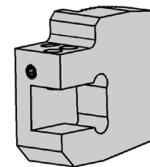
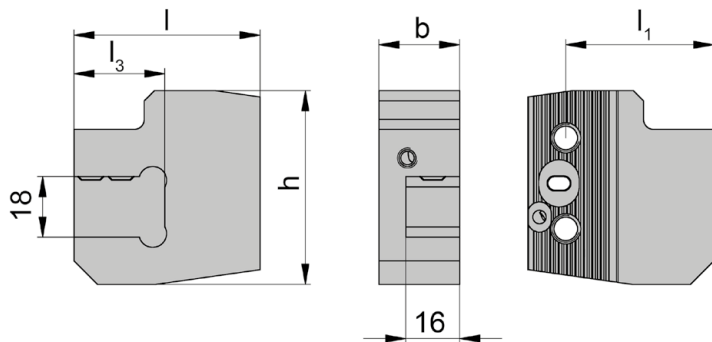
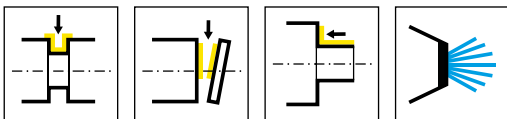
Vous trouverez les cassettes correspondantes au chapitre B

Le cassette corrispondenti si trovano nel capitolo B

Pièces Détachées

Ricambi

| Support cassette Portacartucce per gole | Vis de serrage Vite di serraggio | Buse de pulvérisation d'arrosage Ugello nebulizzazione refrigerante | Tournevis TORX PLUS® Cacciavite TORX PLUS® |
|--|-------------------------------------|--|---|
| R969... | 5.12T20P | 020.0806.3116 | T20PQ |





| N° de commande Codice prodotto | l | l ₁ | l ₃ | h | b | HMS |
|-----------------------------------|------|----------------|----------------|------|----|---------|
| R.969.A.24.1616.0055.IK | 55,3 | 44 | 27 | 57,5 | 24 | Schütte |

Plage de réglage
± 1 mm
Altezza registrabile
± 1 mm



D





E

Systeme/Sistema

Page/Pag.

842

186

845

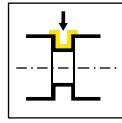
194

Gorge et Tronçonnage (extérieur)

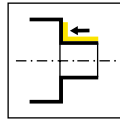
Gole e Troncatura (esterna)



Cassette
Cartuccia
NK100/NK101/NK224/
K8427NK368



Page/Pag.
188-191, 193



Page/Pag.
192

E

842



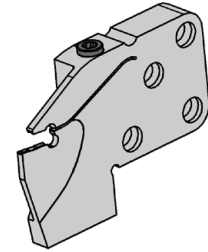
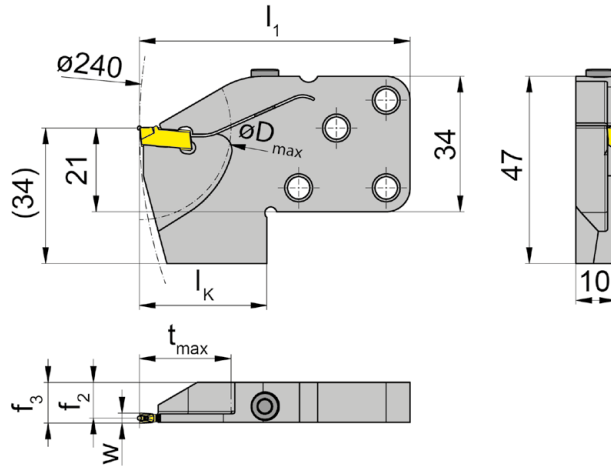
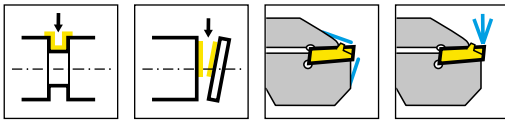
E

**Cassettes pour
interface 842**

Pour les plaquettes disponibles
veuillez voir notre catalogue
GORGE ET BROCHAGE

**Cartucce per
interfaccia 842**

Per vedere i nostri inserti
consultare il nostro catalogo
GOLE E STOZZATURA



R = version à droite représentée
R = versione destra come in figura

L = version à gauche
L = versione sinistra a specchio

| N° de commande Codice prodotto | t_{max} | f_2 | f_3 | w | D_{max} | l_1 | l_k | HWS | HMS |
|-----------------------------------|-----------|-------|-----------|-----|-----------|-------|-------|--------|-----------------|
| RNK100.0842.16.5.71.IK | 17 | 9,2 | $f_2+w/2$ | 2 | 34 | 68 | 32 | 100018 | 842001 • 842002 |
| RNK100.0842.17.5.71.IK | 17 | 9,2 | $f_2+w/2$ | 2 | 34 | 76 | 40 | 100018 | 842001 • 842002 |
| RNK100.0842.18.5.71.IK | 17 | 10,2 | $f_2+w/2$ | 2 | 34 | 88 | 52 | 100018 | 842001 • 842002 |
| RNK100.0842.23.5.71.IK | 17 | 9,2 | $f_2+w/2$ | 2,5 | 46 | 68 | 34 | 100018 | 842001 • 842002 |
| RNK100.0842.24.5.71.IK | 23 | 9,2 | $f_2+w/2$ | 2 | 46 | 76 | 40 | 100018 | 842001 • 842002 |
| RNK100.0842.16.4.72.IK | 17 | 8,95 | $f_2+w/2$ | 2,5 | 34 | 68 | 32 | 100028 | 842001 • 842002 |
| RNK100.0842.23.4.72.IK | 23 | 8,95 | $f_2+w/2$ | 2,5 | 46 | 68 | 32 | 100028 | 842001 • 842002 |
| RNK100.0842.24.4.72.IK | 23 | 8,95 | $f_2+w/2$ | 2,5 | 46 | 76 | 40 | 100038 | 842001 • 842002 |
| RNK100.0842.23.3.72.IK | 23 | 8,95 | $f_2+w/2$ | 2,5 | 46 | 68 | 32 | 100029 | 842001 • 842002 |
| LNK100.0842.16.5.71.IK | 17 | 9,2 | $f_2+w/2$ | 2 | 34 | 68 | 32 | 100018 | 842002 • 842001 |
| LNK100.0842.17.5.71.IK | 17 | 9,2 | $f_2+w/2$ | 2 | 34 | 76 | 40 | 100018 | 842002 • 842001 |
| LNK100.0842.18.5.71.IK | 17 | 10,2 | $f_2+w/2$ | 2 | 34 | 88 | 52 | 100018 | 842002 • 842001 |
| LNK100.0842.23.5.71.IK | 23 | 9,2 | $f_2+w/2$ | 2 | 46 | 68 | 32 | 100018 | 842002 • 842001 |
| LNK100.0842.24.5.71.IK | 23 | 9,2 | $f_2+w/2$ | 2 | 46 | 76 | 40 | 100018 | 842002 • 842001 |
| LNK100.0842.16.4.72.IK | 17 | 8,95 | $f_2+w/2$ | 2,5 | 34 | 68 | 32 | 100028 | 842002 • 842001 |
| LNK100.0842.23.4.72.IK | 23 | 8,95 | $f_2+w/2$ | 2,5 | 46 | 68 | 32 | 100028 | 842002 • 842001 |
| LNK100.0842.24.4.72.IK | 23 | 8,95 | $f_2+w/2$ | 2,5 | 46 | 76 | 40 | 100028 | 842002 • 842001 |
| LNK100.0842.23.3.72.IK | 23 | 8,95 | $f_2+w/2$ | 2,5 | 46 | 68 | 32 | 100029 | 842002 • 842001 |

*arrosage interne à travers plaquette
*lubrorefrigerante attraverso la inserto

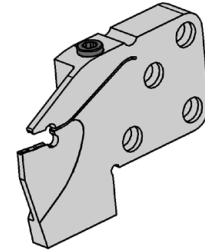
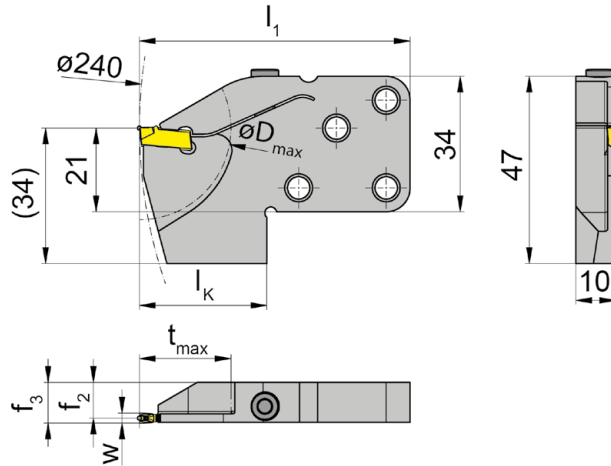
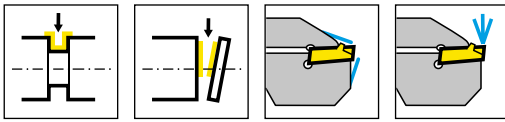
La vis de serrage est vendue avec le support cassette.
La vite di bloccaggio è fornita col portacartucce - non va ordinata separatamente.

pouvant être montée à droite ou gauche
per assemblaggio destro o sinistro

Pièces Détachées

Ricambi

| Cassette Cartuccia | Vis de serrage Vite di serraggio | Tournevis TORX PLUS® Cacciavite TORX PLUS® |
|-----------------------|-------------------------------------|---|
| R/LNK100... | 5.13T20P | T20PQ |



R = version à droite représentée
R = versione destra come in figura

L = version à gauche
L = versione sinistra a specchio

| N° de commande Codice prodotto | t_{max} | f_2 | f_3 | w | D_{max} | l_1 | l_k | HWS | HMS |
|-----------------------------------|-----------|-------|-----------|---|-----------|-------|-------|--------|-----------------|
| RNK100.0842.16.4.73.IK | 17 | 8,7 | $f_2+w/2$ | 3 | 34 | 68 | 32 | 100038 | 842001 • 842002 |
| RNK100.0842.23.4.73.IK | 23 | 8,7 | $f_2+w/2$ | 3 | 42 | 68 | 32 | 100038 | 842001 • 842002 |
| RNK100.0842.26.4.73.IK | 27 | 8,7 | $f_2+w/2$ | 3 | 54 | 68 | 32 | 100038 | 842001 • 842002 |
| RNK100.0842.27.4.73.IK | 27 | 8,7 | $f_2+w/2$ | 3 | 54 | 76 | 40 | 100038 | 842001 • 842002 |
| RNK100.0842.34.4.73.IK | 34 | 8,7 | $f_2+w/2$ | 3 | 68 | 76 | 40 | 100038 | 842001 • 842002 |
| RNK100.0842.34.4.74.IK | 34 | 8,2 | $f_2+w/2$ | 4 | 68 | 76 | 40 | 100048 | 842001 • 842002 |
| RNK100.0842.34.3.73.IK | 34 | 8,7 | $f_2+w/2$ | 3 | 68 | 76 | 40 | 100039 | 842001 • 842002 |
| LNK100.0842.16.4.73.IK | 17 | 8,7 | $f_2+w/2$ | 3 | 34 | 68 | 32 | 100038 | 842002 • 842001 |
| LNK100.0842.23.4.73.IK | 23 | 8,7 | $f_2+w/2$ | 3 | 42 | 68 | 32 | 100038 | 842002 • 842001 |
| LNK100.0842.26.4.73.IK | 27 | 8,7 | $f_2+w/2$ | 3 | 54 | 68 | 32 | 100038 | 842002 • 842001 |
| LNK100.0842.27.4.73.IK | 27 | 8,7 | $f_2+w/2$ | 3 | 54 | 76 | 40 | 100038 | 842002 • 842001 |
| LNK100.0842.34.4.73.IK | 34 | 8,7 | $f_2+w/2$ | 3 | 68 | 76 | 40 | 100038 | 842002 • 842001 |
| LNK100.0842.34.4.74.IK | 34 | 8,2 | $f_2+w/2$ | 4 | 68 | 76 | 40 | 100048 | 842002 • 842001 |
| LNK100.0842.34.3.73.IK | 34 | 8,7 | $f_2+w/2$ | 3 | 68 | 76 | 40 | 100039 | 842002 • 842001 |
| LNK100.0842.34.3.74.IK | 34 | 8,2 | $f_2+w/2$ | 4 | 68 | 76 | 40 | 100049 | 842002 • 842001 |

*arrosage interne à travers plaquette

*lubrorefrigerante attraverso la inserto

La vis de serrage est vendue avec le support cassette.

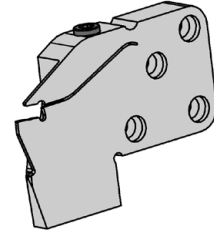
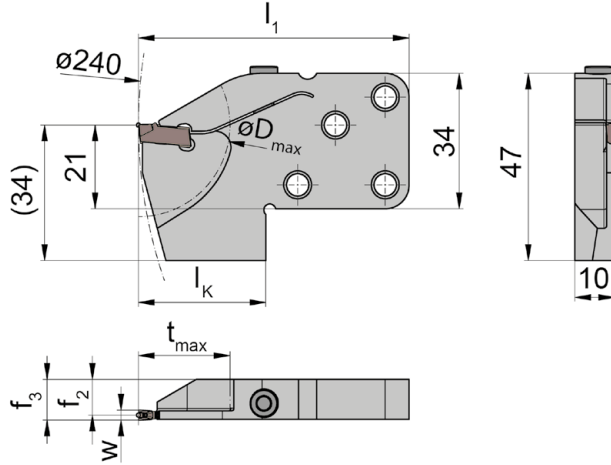
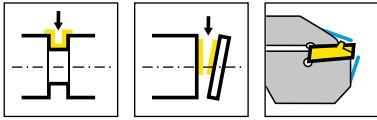
La vite di bloccaggio è fornita col portacartucce - non va ordinata separatamente.

pouvant être montée à droite ou gauche
per assemblaggio destro o sinistro

Pièces Détachées

Ricambi

| Cassette Cartuccia | Vis de serrage Vite di serraggio | Tournevis TORX PLUS® Cacciavite TORX PLUS® |
|------------------------|-------------------------------------|---|
| R/LNK100.0842... | 5.13T20P | T20PQ |
| LNK100.0842.34.3.74.IK | 5.13T20P | T20PQ |



R = version à droite représentée
R = versione destra come in figura

L = version à gauche
L = versione sinistra a specchio

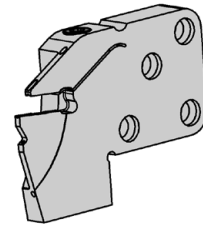
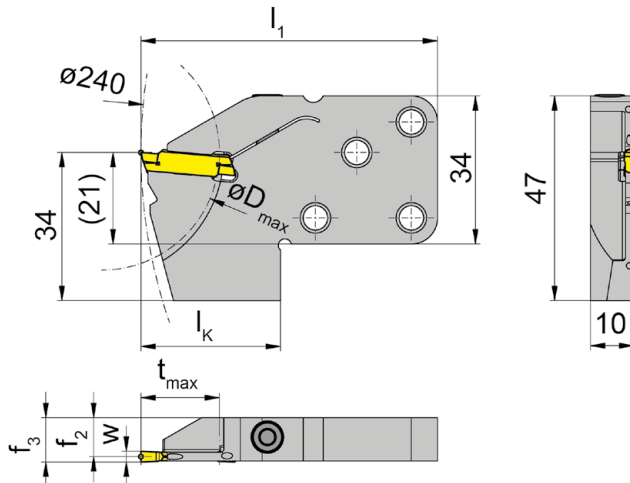
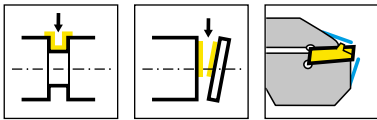
| N° de commande Codice prodotto | t_{max} | f_2 | f_3 | w | D_{max} | l_1 | l_k | HWS | HMS |
|-----------------------------------|-----------|-------|-----------|-----|-----------|-------|-------|-------|-----------------|
| RNK101.0842.16.5.712.IK | 17 | 9,6 | $f_2+w/2$ | 1,2 | 34 | 68 | 32 | 10112 | 842001 • 842002 |
| RNK101.0842.16.5.716.IK | 17 | 9,4 | $f_2+w/2$ | 1,6 | 34 | 68 | 32 | 10116 | 842001 • 842002 |
| LNK101.0842.16.5.712.IK | 17 | 9,6 | $f_2+w/2$ | 1,2 | 34 | 68 | 32 | 10112 | 842002 • 842001 |

La vis de serrage est vendue avec le support cassette.
La vite di bloccaggio è fornita col portacartucce - non va ordinata separatamente.
pouvant être montée à droite ou gauche
per assemblaggio destro o sinistro

Pièces Détachées

Ricambi

| Cassette Cartuccia | Vis de serrage Vite di serraggio | Tournevis TORX PLUS® Cacciavite TORX PLUS® |
|-----------------------|-------------------------------------|---|
| R/LNK101... | 5.13T20P | T20PQ |



R = version à droite représentée
R = versione destra come in figura

L = version à gauche
L = versione sinistra a specchio

| N° de commande Codice prodotto | t_{max} | f_2 | f_3 | w | D_{max} | l_1 | l_K | HWS | HMS |
|-----------------------------------|-----------|-------|-----------|-----|-----------|-------|-------|--------|-----------------|
| RNK224.0842.18.5.71.IK | 18 | 9,2 | $f_2+w/2$ | 2 | 54 | 68 | 32 | 224018 | 842001 • 842002 |
| RNK224.0842.18.4.72.IK | 18 | 8,95 | $f_2+w/2$ | 2,5 | 54 | 68 | 32 | 224028 | 842001 • 842002 |
| RNK224.0842.18.4.73.IK | 18 | 8,7 | $f_2+w/2$ | 3 | 54 | 68 | 32 | 224038 | 842001 • 842002 |
| LNK224.0842.18.5.71.IK | 18 | 9,2 | $f_2+w/2$ | 2 | 54 | 68 | 32 | 224018 | 842002 • 842001 |
| LNK224.0842.18.4.72.IK | 18 | 8,95 | $f_2+w/2$ | 2,5 | 54 | 68 | 32 | 224028 | 842002 • 842001 |
| LNK224.0842.18.4.73.IK | 18 | 8,7 | $f_2+w/2$ | 3 | 54 | 68 | 32 | 224038 | 842002 • 842001 |

La vis de serrage est vendue avec le support cassette.

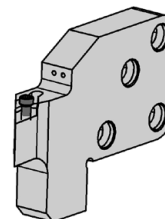
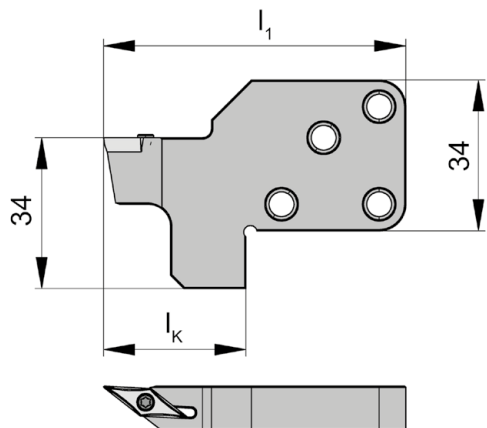
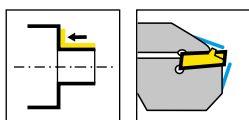
La vite di bloccaggio è fornita col portacartucce - non va ordinata separatamente.

pouvant être montée à droite ou gauche
per assemblaggio destro o sinistro

Pièces Détachées

Ricambi

| Cassette Cartuccia | Vis de serrage Vite di serraggio | Tournevis TORX PLUS® Cacciavite TORX PLUS® |
|-----------------------|-------------------------------------|---|
| R/LNK224... | 5.13T20P | T20PQ |



E

L = version à gauche représentée
L = versione sinistra come in figura

R = version à droite
R = versione destra a specchio

| N° de commande Codice prodotto | L ₁ | L _k | HMS |
|-----------------------------------|----------------|----------------|-----------------|
| RK842.SDJCR.07.1.2.IK | 68 | 32 | 842001 • 842002 |
| RK842.SVJCR.11.1.2.IK | 68 | 32 | 842001 • 842002 |
| LK842.SDJCL.07.1.2.IK | 68 | 32 | 842002 • 842001 |
| LK842.SVJCL.11.1.2.IK | 68 | 32 | 842002 • 842001 |

La vis de serrage est vendue avec le support cassette.

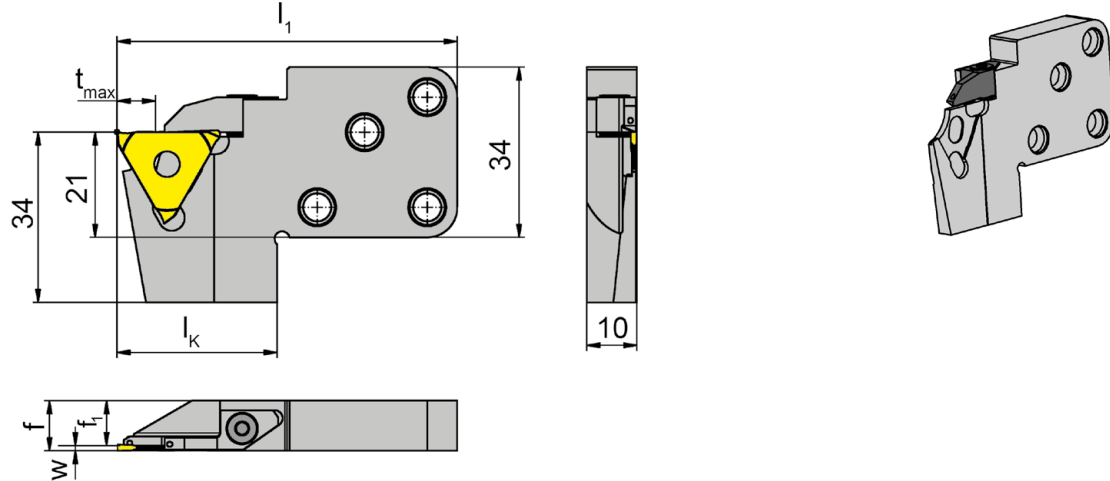
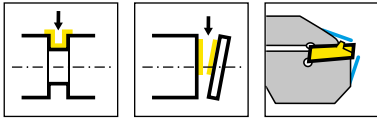
La vite di bloccaggio è fornita col portacartucce - non va ordinata separatamente.

pouvant être montée à droite ou gauche
per assemblaggio destro o sinistro

Pièces Détachées

Ricambi

| Cassette Cartuccia | Vis de serrage Vite di serraggio |
|-----------------------|-------------------------------------|
| RK842.SDJCR.07.1.2.IK | 001.01.01 |
| LK842.SDJCL.07.1.2.IK | 001.01.01 |
| RK842.SVJCR.11.1.2.IK | 001.01.08 |
| LK842.SVJCL.11.1.2.IK | 001.01.08 |



R = version à droite représentée
R = versione destra come in figura

L = version à gauche
L = versione sinistra a specchio

| N° de commande Codice prodotto | t _{max} | f | f ₁ | l ₁ | l _k | HWS | HMS |
|-----------------------------------|------------------|----------------------------------|----------------|----------------|----------------|--------|-----------------|
| RNK368.0842.4.01.IK | 8 | f ₁ +w+a ₁ | 9 | 68 | 32 | 31208N | 842001 • 842002 |
| RNK368.0842.4.02.IK | 8 | f ₁ +w+a ₁ | 8,7 | 68 | 32 | 31211N | 842001 • 842002 |
| LNK368.0842.4.01.IK | 8 | f ₁ +w+a ₁ | 9 | 68 | 32 | 31208N | 842002 • 842001 |
| LNK368.0842.4.02.IK | 8 | f ₁ +w+a ₁ | 8,7 | 68 | 32 | 31211N | 842002 • 842001 |

La vis de serrage est vendue avec le base de support.
La vite di bloccaggio è fornita col portainsero base - non va ordinata separatamente.

pouvant être montée à droite ou gauche
per assemblaggio destro o sinistro

Pièces Détachées
Ricambi

| Cassette Cartuccia | Bride Staffa | Tournevis TORX PLUS® Cacciavite TORX PLUS® |
|-----------------------|----------------------|---|
| R/LNK368.0842...IK | 010.0004.0586 | T10PL |
| RNK368.0842.4.02.IK | 010.0004.0620 | T10PL |

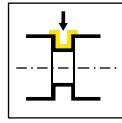


Gorge et Tronçonnage (extérieur)

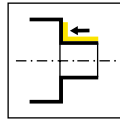
Gole e Troncatura (esterna)



Cassette
Cartuccia
NK100/NK101/NK224/
NK2297K845



Page/Pag.
196-199, 201



Page/Pag.
200

E

845

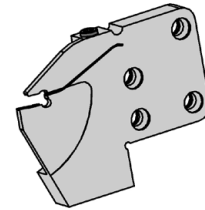
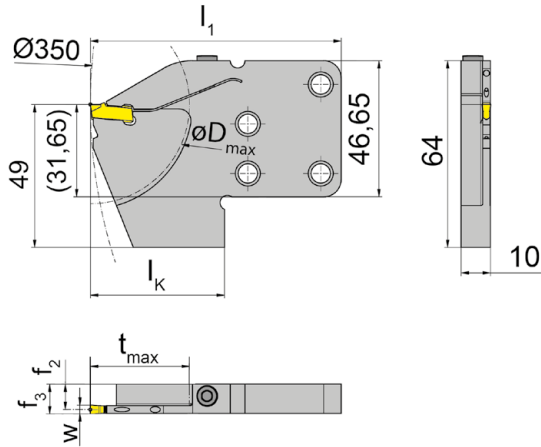
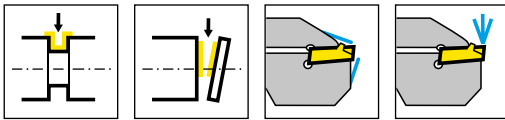


**Cassettes pour
interface 845**

Pour les plaquettes disponibles
veuillez voir notre catalogue
GORGE ET BROCHAGE

**Cartucce per
interfaccia 845**

Per vedere i nostri inserti
consultare il nostro catalogo
GOLE E STOZZATURA



R = version à droite représentée
R = versione destra come in figura

L = version à gauche
L = versione sinistra a specchio

| N° de commande Codice prodotto | t _{max} | f ₂ | f ₃ | w | D _{max} | l ₁ | l _K | HWS | HMS |
|-----------------------------------|------------------|----------------|---------------------|-----|------------------|----------------|----------------|--------|-----------------|
| RNK100.0845.17.5.71.IK | 17 | 8,2 | f ₂ +w/2 | 2 | 44 | 78 | 38 | 100018 | 845001 • 845002 |
| RNK100.0845.22.4.72.IK | 22 | 8,95 | f ₂ +w/2 | 2,5 | 44 | 78 | 38 | 100028 | 845001 • 845002 |
| RNK100.0845.26.4.73.IK | 26 | 8,7 | f ₂ +w/2 | 3 | 52 | 78 | 38 | 100038 | 845001 • 845002 |
| RNK100.0845.34.4.73.IK | 34 | 8,7 | f ₂ +w/2 | 3 | 68 | 86 | 46 | 100038 | 845001 • 845002 |
| RNK100.0845.36.4.73.IK | 34 | 8,7 | f ₂ +w/2 | 3 | 68 | 106,5 | 66,5 | 100038 | 845001 • 845002 |
| RNK100.0845.42.4.73.IK | 42 | 8,7 | f ₂ +w/2 | 3 | 84 | 94 | 54 | 100038 | 845001 • 845002 |
| RNK100.0845.34.4.74.IK | 34 | 8,2 | f ₂ +w/2 | 4 | 68 | 86 | 46 | 100048 | 845001 • 845002 |
| RNK100.0845.42.4.74.IK | 42 | 8,2 | f ₂ +w/2 | 4 | 84 | 94 | 54 | 100048 | 845001 • 845002 |
| RNK100.0845.46.4.74.IK | 46 | 8,2 | f ₂ +w/2 | 4 | 92 | 97 | 57 | 100048 | 845001 • 845002 |
| RNK100.0845.55.4.74.IK | 55 | 8,2 | f ₂ +w/2 | 4 | 110 | 106 | 66 | 100048 | 845001 • 845002 |
| RNK100.0845.22.3.72.IK | 22 | 8,95 | f ₂ +w/2 | 2,5 | 44 | 78 | 38 | 100029 | 845001 • 845002 |
| RNK100.0845.34.3.73.IK | 34 | 8,7 | f ₂ +w/2 | 3 | 68 | 86 | 40 | 100039 | 845001 • 845002 |
| RNK100.0845.42.3.74.IK | 42 | 8,2 | f ₂ +w/2 | 4 | 84 | 94 | 54 | 100049 | 845001 • 845002 |
| LNK100.0845.22.4.72.IK | 22 | 8,95 | f ₂ +w/2 | 2,5 | 44 | 78 | 38 | 100028 | 845002 • 845001 |
| LNK100.0845.26.4.73.IK | 26 | 8,7 | f ₂ +w/2 | 3 | 52 | 78 | 38 | 100038 | 845002 • 845001 |
| LNK100.0845.34.4.73.IK | 34 | 8,7 | f ₂ +w/2 | 3 | 68 | 86 | 46 | 100038 | 845002 • 845001 |
| LNK100.0845.36.4.73.IK | 34 | 8,7 | f ₂ +w/2 | 3 | 68 | 106,5 | 66,5 | 100038 | 845002 • 845001 |
| LNK100.0845.42.4.73.IK | 42 | 8,7 | f ₂ +w/2 | 3 | 84 | 94 | 54 | 100038 | 845002 • 845001 |
| LNK100.0845.34.4.74.IK | 34 | 8,2 | f ₂ +w/2 | 4 | 68 | 86 | 46 | 100048 | 845002 • 845001 |
| LNK100.0845.42.4.74.IK | 42 | 8,2 | f ₂ +w/2 | 4 | 84 | 94 | 54 | 100048 | 845002 • 845001 |
| LNK100.0845.46.4.74.IK | 46 | 8,2 | f ₂ +w/2 | 4 | 92 | 97 | 57 | 100048 | 845002 • 845001 |
| LNK100.0845.55.4.74.IK | 55 | 8,2 | f ₂ +w/2 | 4 | 110 | 106 | 66 | 100048 | 845002 • 845001 |
| LNK100.0845.34.3.73.IK | 34 | 8,7 | f ₂ +w/2 | 3 | 68 | 86 | 46 | 100039 | 845002 • 845001 |
| LNK100.0845.42.3.74.IK | 42 | 8,2 | f ₂ +w/2 | 4 | 84 | 94 | 54 | 100049 | 845002 • 845001 |

*arrosage interne à travers plaquette

*lubrefrigerante attraverso la inserto

La vis de serrage est vendue avec le support cassette.

La vite di bloccaggio è fornita col portacartucce - non va ordinata separatamente.

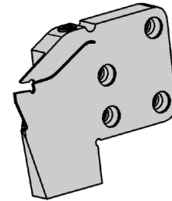
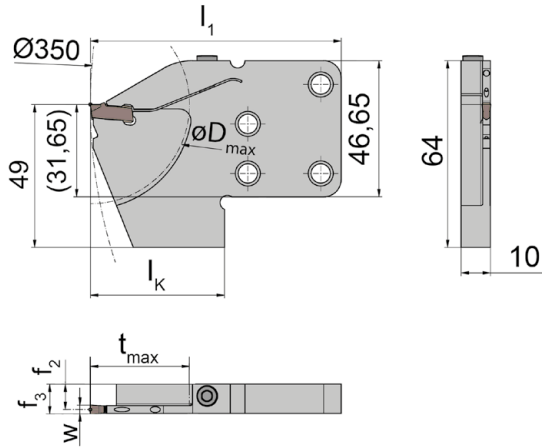
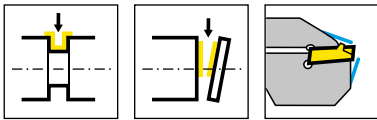
pouvant être montée à droite ou gauche

per assemblaggio destro o sinistro

Pièces Détachées

Ricambi

| Cassette Cartuccia | Vis de serrage Vite di serraggio | Tournevis TORX PLUS® Cacciavite TORX PLUS® |
|-----------------------|-------------------------------------|---|
| RNK100... | 5.13T20P | T20PQ |



R = version à droite représentée
R = versione destra come in figura

L = version à gauche
L = versione sinistra a specchio

| N° de commande Codice prodotto | t _{max} | f ₂ | f ₃ | w | D _{max} | l ₁ | l _K | HWS | HMS |
|-----------------------------------|------------------|----------------|---------------------|-----|------------------|----------------|----------------|-------|-----------------|
| RNK101.0845.17.5.712.IK | 17 | 9,6 | f ₂ +w/2 | 1,2 | 34 | 68 | 38 | 10112 | 845001 • 845002 |
| RNK101.0845.17.5.716.IK | 17 | 9,4 | f ₂ +w/2 | 1,6 | 34 | 68 | 38 | 10116 | 845001 • 845002 |
| LNK101.0845.17.5.712.IK | 17 | 9,6 | f ₂ +w/2 | 1,2 | 34 | 68 | 38 | 10112 | 845002 • 845001 |
| LNK101.0845.17.5.716.IK | 17 | 9,4 | f ₂ +w/2 | 1,6 | 34 | 68 | 38 | 10116 | 845002 • 845001 |

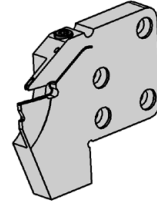
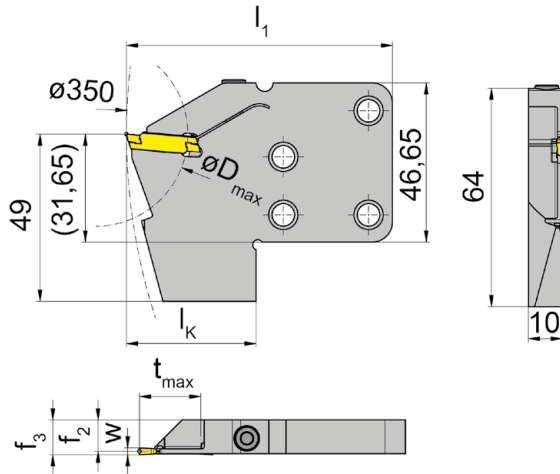
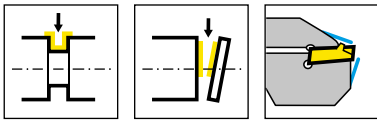
La vis de serrage est vendue avec le support cassette.
La vite di bloccaggio è fornita col portacartucce - non va ordinata separatamente.

pouvant être montée à droite ou gauche
per assemblaggio destro o sinistro

Pièces Détachées

Ricambi

| Cassette Cartuccia | Vis de serrage Vite di serraggio | Tournevis TORX PLUS® Cacciavite TORX PLUS® |
|-----------------------|-------------------------------------|---|
| R/LNK101... | 5.13T20P | T20PQ |



R = version à droite représentée
R = versione destra come in figura

L = version à gauche
L = versione sinistra a specchio

| N° de commande Codice prodotto | t_{max} | f_2 | f_3 | w | D_{max} | l_1 | l_k | HWS | HMS |
|-----------------------------------|-----------|-------|-----------|-----|-----------|-------|-------|--------|-----------------|
| RNK224.0845.18.5.71.IK | 18 | 9,2 | $f_2+w/2$ | 2 | 54 | 78 | 38 | 224018 | 845001 • 845002 |
| RNK224.0845.18.4.72.IK | 18 | 8,95 | $f_2+w/2$ | 2,5 | 54 | 78 | 38 | 224028 | 845001 • 845002 |
| RNK224.0845.18.4.73.IK | 18 | 8,7 | $f_2+w/2$ | 3 | 54 | 78 | 38 | 224038 | 845001 • 845002 |
| LNK224.0845.18.5.71.IK | 18 | 9,2 | $f_2+w/2$ | 2 | 54 | 78 | 38 | 224018 | 845002 • 845001 |
| LNK224.0845.18.4.72.IK | 18 | 8,95 | $f_2+w/2$ | 2,5 | 54 | 78 | 38 | 224028 | 845002 • 845001 |
| LNK224.0845.18.4.73.IK | 18 | 8,7 | $f_2+w/2$ | 3 | 54 | 78 | 38 | 224038 | 845002 • 845001 |

La vis de serrage est vendue avec le support cassette.

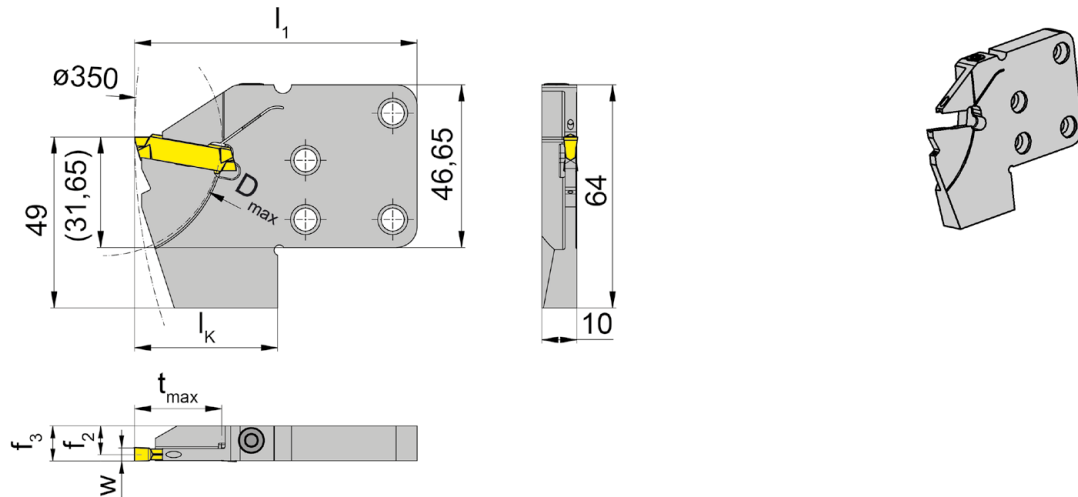
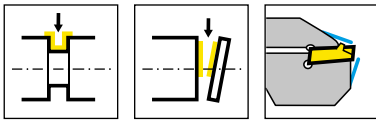
La vite di bloccaggio è fornita col portacartucce - non va ordinata separatamente.

pouvant être montée à droite ou gauche
per assemblaggio destro o sinistro

Pièces Détachées

Ricambi

| Cassette Cartuccia | Vis de serrage Vite di serraggio | Tournevis TORX PLUS® Cacciavite TORX PLUS® |
|-----------------------|-------------------------------------|---|
| R/LNK224... | 5.13T20P | T20PQ |



R = version à droite représentée
R = versione destra come in figura

L = version à gauche
L = versione sinistra a specchio

| N° de commande Codice prodotto | t_{max} | f_2 | f_3 | w | D_{max} | l_1 | l_k | HWS | HMS |
|-----------------------------------|-----------|-------|-------------|---|-----------|-------|-------|-----------------|-----------------|
| RNK229.0845.25.4.73.IK | 25 | 8,7 | $f_2 + w/2$ | 3 | 68 | 81 | 41 | 229030 | 845001 • 845002 |
| RNK229.0845.25.4.74.IK | 25 | 8,2 | $f_2 + w/2$ | 4 | 68 | 81 | 41 | 229030 • 229040 | 845001 • 845002 |
| RNK229.0845.25.4.75.IK | 25 | 7,7 | $f_2 + w/2$ | 5 | 68 | 81 | 41 | 229040 | 845001 • 845002 |
| RNK229.0845.25.4.76.IK | 25 | 7,2 | $f_2 + w/2$ | 6 | 68 | 81 | 41 | 229050 • 229051 | 845001 • 845002 |
| LNK229.0845.25.4.73.IK | 25 | 8,7 | $f_2 + w/2$ | 3 | 68 | 81 | 41 | 229030 | 845002 • 845001 |
| LNK229.0845.25.4.74.IK | 25 | 8,2 | $f_2 + w/2$ | 4 | 68 | 81 | 41 | 229030 • 229040 | 845002 • 845001 |
| LNK229.0845.25.4.75.IK | 25 | 7,7 | $f_2 + w/2$ | 5 | 68 | 81 | 41 | 229040 | 845002 • 845001 |
| LNK229.0845.25.4.76.IK | 25 | 7,2 | $f_2 + w/2$ | 6 | 68 | 81 | 41 | 229050 • 229051 | 845002 • 845001 |

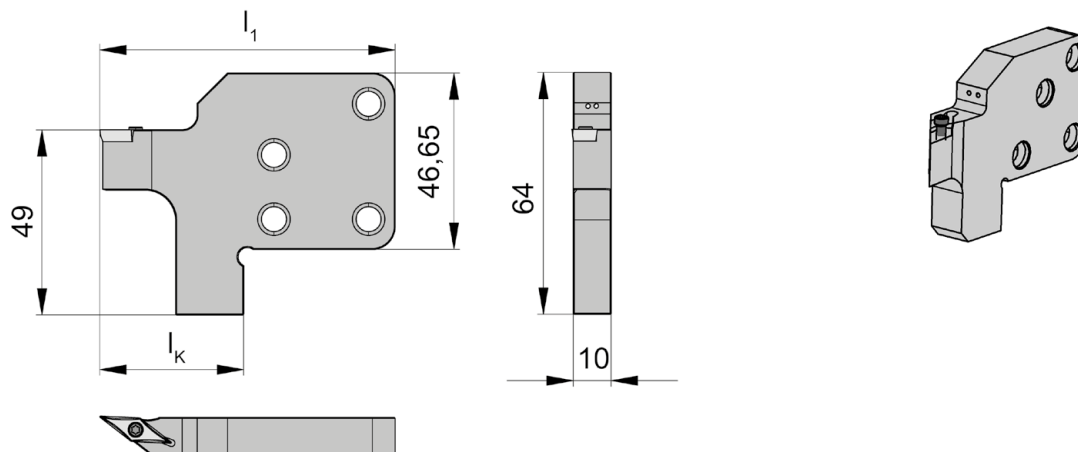
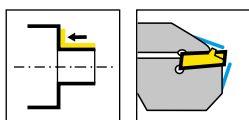
La vis de serrage est vendue avec le support cassette.
La vite di bloccaggio è fornita col portacartucce - non va ordinata separatamente.

pouvant être montée à droite ou gauche
per assemblaggio destro o sinistro

Pièces Détachées

Ricambi

| Cassette Cartuccia | Vis de serrage Vite di serraggio | Tournevis TORX PLUS® Cacciavite TORX PLUS® |
|-----------------------|-------------------------------------|---|
| R/LNK229... | 5.26T20P | T20PQ |



L = version à gauche représentée
L = versione sinistra come in figura

R = version à droite
R = versione destra a specchio

| N° de commande Codice prodotto | L ₁ | L _k | HMS |
|-----------------------------------|----------------|----------------|-----------------|
| RK845.SDJCR.07.1.2.IK | 78 | 38 | 845001 • 845002 |
| RK845.SVJCR.11.1.2.IK | 78 | 38 | 845001 • 845002 |
| LK845.SDJCL.07.1.2.IK | 78 | 38 | 845002 • 845001 |
| LK845.SVJCL.11.1.2.IK | 78 | 38 | 845002 • 845001 |

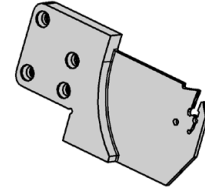
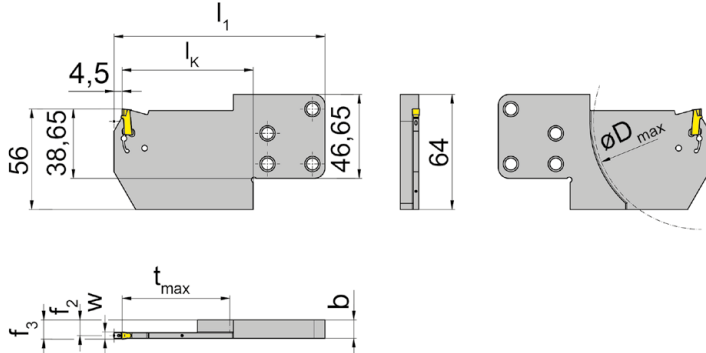
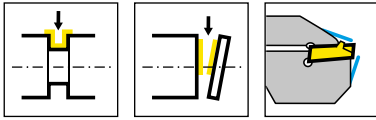
La vis de serrage est vendue avec le support cassette.
La vite di bloccaggio è fornita col portacartucce - non va ordinata separatamente.

pouvant être montée à droite ou gauche
per assemblaggio destro o sinistro

Pièces Détachées

Ricambi

| Cassette Cartuccia | Vis de serrage Vite di serraggio |
|-----------------------|-------------------------------------|
| LK845.SDJCL.07.1.2.IK | 001.01.01 |
| LK845.SVJCL.11.1.2.IK | 001.01.08 |
| RK845.SDJCR.07.1.2.IK | 001.01.01 |
| RK845.SVJCR.11.1.2.IK | 001.01.08 |



R = version à droite représentée
R = versione destra come in figura

L = version à gauche
L = versione sinistra a specchio

| N° de commande Codice prodotto | t _{max} | b | f ₂ | f ₃ | w | D _{max} | l ₁ | l _k | HWS | HMS |
|-----------------------------------|------------------|-------|----------------|---------------------|---|------------------|----------------|----------------|--------|-----------------|
| RNK100.0845.Y.34.4.83.IK | 34 | 10,25 | 8,7 | f ₂ +w/2 | 3 | 68 | 90,5 | 46 | 100038 | 845001 • 845002 |
| RNK100.0845.Y.34.4.84.IK | 34 | 10,55 | 8,7 | f ₂ +w/2 | 4 | 68 | 90,5 | 46 | 100048 | 845001 • 845002 |
| RNK100.0845.Y.60.4.83.IK | 60 | 10,25 | 8,7 | f ₂ +w/2 | 3 | 120 | 117,5 | 73 | 100038 | 845001 • 845002 |
| RNK100.0845.Y.60.4.84.IK | 60 | 10,55 | 8,7 | f ₂ +w/2 | 4 | 120 | 117,5 | 73 | 100048 | 845001 • 845002 |
| RNK100.0842.Y.34.4.83.IK | 34 | 10,25 | 8,7 | f ₂ +w/2 | 3 | 68 | 86,5 | 46 | 100038 | 842001 • 842002 |
| RNK100.0842.Y.34.4.84.IK | 34 | 10,55 | 8,7 | f ₂ +w/2 | 4 | 68 | 86,5 | 46 | 100048 | 842001 • 842002 |
| LNK100.0845.Y.34.4.83.IK | 34 | 10,25 | 8,7 | f ₂ +w/2 | 3 | 68 | 90,5 | 46 | 100038 | 845002 • 845001 |
| LNK100.0845.Y.34.4.84.IK | 34 | 10,55 | 8,7 | f ₂ +w/2 | 4 | 68 | 90,5 | 46 | 100048 | 845002 • 845001 |
| LNK100.0845.Y.60.4.83.IK | 60 | 10,25 | 8,7 | f ₂ +w/2 | 3 | 120 | 117,5 | 73 | 100038 | 845002 • 845001 |
| LNK100.0845.Y.60.4.84.IK | 60 | 10,55 | 8,7 | f ₂ +w/2 | 4 | 120 | 117,5 | 73 | 100048 | 845002 • 845001 |
| LNK100.0842.Y.34.4.83.IK | 34 | 10,25 | 8,7 | f ₂ +w/2 | 3 | 68 | 86,5 | 46 | 100038 | 842002 • 842001 |
| LNK100.0842.Y.34.4.84.IK | 34 | 10,55 | 8,7 | f ₂ +w/2 | 4 | 68 | 86,5 | 46 | 100048 | 842002 • 842001 |


w voir plaquettes
w vd. inserti


La clé **P101.2** n'est pas fournie avec la lame - à cder séparément!
La chiave P101.2 non viene fornita con la lama - bisogna ordinarla separatamente!

pouvant être montée à droite ou gauche
per assemblaggio destro o sinistro



E





Sommaire/Indice

Page/Pag.

Couple de serrage
Coppia di serraggio

204-205

Accessories
Accessori

206-211

Couple de serrage

Coppia di serraggio



Les couples de serrage suivants sont autorisés pour les vis des plaquettes. Nous recommandons de ne pas utiliser de moyens de graisse supplémentaires (tels que la graisse au cuivre) pour les vis.

Le seguenti coppie di serraggio sono consentite per le viti degli inserti. Si raccomanda di non utilizzare grassi aggiuntivi (come la pasta di rame) per le viti.

| Type Tipo | Vis Vite | M_d Nm | Clé de serrage Chiave | Lame Lama |
|--|---------------|------------|--------------------------|---------------|
| 356...3/...5 | 5.12T20P | 6,5 | T20PQ | DT20PK/DT20PQ |
| 360.00C | 030.0410.T15P | 5,0 | T15PQ | DT15PK |
| 360.TS | 030.0410.T15P | 6,5 | T15PQ | DT15PK |
| AK25A...02 | 5.13T20P | 2,5 | T20PQ | DT20PK/DT20PQ |
| AK25A...03 | 5.13T20P | 3,0 | T20PQ | DT20PK/DT20PQ |
| AK25A...04 | 5.13T20P | 3,5 | T20PQ | DT20PK/DT20PQ |
| BK224 | 5.13T20EP | 6,5 | T20PQ | DT20PK/DT20PQ |
| BK229 | 5.13T20EP | 6,0 | T20PQ | DT20PK/DT20PQ |
| H34T...10.IK | 030.4093.T15P | 3,0 | T15PQ | DT15PK |
| H34T...20.IK | 030.4010.T15P | 5,0 | T15PQ | DT15PK |
| H34T...30.IK | 030.5012.T15P | 6,0 | T15PQ | DT15PK |
| H34T...40.IK | 030.5012.T20P | 6,0 | T20PQ | DT20PK/DT20PQ |
| H64T...10.IK | 030.4010.T15P | 4,0 | T15PQ | DT15PK |
| H64T...20.IK | 030.4010.T15P | 5,0 | T15PQ | DT15PK |
| H100...03/...13/...23 H100...04/...14/...24 H100...15 H100...1.23.IK | 5.17T20P | 6,5 | T20PQ | DT20PK/DT20PQ |
| H100...04.IK H100...23.IK/...24.IK H100...73.IK/...74.IK | 6.23T25P | 7,0 | T25PQ | DT25PK/DT25PQ |
| H100.2020.3.0.. H100.2525.3.0.. H100.3225.3.0./...38 H100.3225.4.0./...4.1.. H100...08/...10/...12 | 030.6075.T20P | 5,0 | T20PQ | DT20PK |
| K842.SD | 001.01.01 | 0,9 | T8PL | DT8PK |
| K842.SV | 001.01.08 | 2,0 | T8PL | DT8PK |
| K842.SD | 001.01.01 | 0,9 | T8PL | DT8PK |
| K842.SV | 001.01.08 | 2,0 | T8PL | DT8PK |
| LAK220 | 6.23T25P | 7,0 | T25PQ | DT25PK/DT25PQ |
| LAK224 | 5.13T20P | 6,0 | T20PQ | DT20PK/DT20PQ |
| LIK220 | 6.23T25P | 7,0 | T25PQ | DT25PK/DT25PQ |
| LIK224 | 5.13T20P | 6,0 | T20PQ | DT20PK/DT20PQ |
| NK100.0840... | 4.20T15P | 3,5 | T15PQ | DT15PK |
| NK100.0842... | 5.13T20P | 6,5 | T20PQ | DT20PK/DT20PQ |
| NK100.0845... | 5.13T20P | 6,5 | T20PQ | DT20PK/DT20PQ |

F

Couple de serrage

Coppia di serraggio



| Type Tipo | Vis Vite | M _d Nm | Clé de serrage Chiave | Lame Lama |
|-------------------------|---------------|-------------------|--------------------------|---------------|
| NK101.0842... | 5.13T20P | 6,5 | T20PQ | DT20PK/DT20PQ |
| NK101.0845... | 5.13T20P | 6,5 | T20PQ | DT20PK/DT20PQ |
| NK224.0840... | 4.20T15P | 4,3 | T15PQ | DT15PK |
| NK224.0842... | 5.13T20P | 6,5 | T20PQ | DT20PK/DT20PQ |
| NK224.0845... | 5.13T20P | 6,5 | T20PQ | DT20PK/DT20PQ |
| NK264.0840... | 4.20T15P | 4,3 | T15PQ | DT15PK |
| NK274.0840... | 030.3509.T15P | 3,0 | T15PQ | DT15PK |
| NK356.0840... | 5.12T20P | 6,0 | T20PQ | DT20PK/DT20PQ |
| NK360.0840.1.01/.02/.03 | 030.0422.T10P | 3,0 | T10PQ | DT10PK |
| NK360.0840.1.04 | 5.32.3T15P | 5,0 | T15PQ | DT15PK |
| NK368.0840...08 | 030.400P.0602 | 4,0 | T10PQ | DT10PK |
| NK368.0840...11 | 030.400P.0602 | 4,0 | T10PQ | DT10PK |
| NK100.3215... | 6.23T25P | 7,0 | T25PQ | DT25PK/DT25PQ |
| NK100.5625... | 6.17T25P | 7,0 | T25PQ | DT25PK/DT25PQ |
| NK100.7025... | 6.23T25P | 7,0 | T25PQ | DT25PK/DT25PQ |
| NK220.3218... | 6.23T25P | 7,0 | T25PQ | DT25PK/DT25PQ |
| NK224.3215... | 5.13T20P | 6,0 | T20PQ | DT20PK/DT20PQ |
| NK316.0220... | 5.12T20P | 6,5 | T20PQ | DT20PK/DT20PQ |
| NK356 | 5.12T20P | 6,0 | T20PQ | DT20PK/DT20PQ |
| NK360.0220... | 5.32.3T15P | 5,0 | T15PQ | DT15PK |
| RAK220 | 6.23T25P | 7,0 | T25PQ | DT25PK/DT25PQ |
| RAK224 | 5.13T20P | 6,0 | T20PQ | DT20PK/DT20PQ |
| RIK220 | 6.23T25P | 7,0 | T25PQ | DT25PK/DT25PQ |



Ordre de serrage des vis

Sequenza di serraggio delle viti



Accessories

Accessori



D 041 VL

0,4-1 Nm

Tournevis dynamométrique réglable
Déclenchement automatique lorsque le couple de serrage est atteint.
Norme: EN ISO 6798, BS EN 26789, ASME B107.14.M
Précision: $\pm 6\%$



D 15 VL

1-5 Nm

Cacciavite Torx dinamometrico
- Torsione regolabile
- La regolazione è visibile sul display
Utilizzando la speciale chiave è possibile una regolazione infinitesimale. La forma ergonomica dell'impugnatura consente una perfetta manipolazione.
Segnalatore acustico al raggiungimento della coppia di serraggio impostata.
Standard: EN ISO 6798, BS EN 26789, ASME B107.14.M
Precisione: $\pm 6\%$



D 28 VL

2-8 Nm



ED 28 VL

pour / per

D 041 VL / D 15 VL / D 28 VL

Manche: en cellulose
Lame: octogonale, durcie et galvanisée

Chiave per regolare la torisione.
Impugnatura: Acetato di cellulosa con superficie zigrinata
Chiave: forma ottagonale, temprate e galvanizzata



D T6 K

D T7 K

D T8 K

D T9 K

D T10 K

D T15 K

pour / per

D 041 VL / D 15 VL / D 28 VL



Embout pour vis Torx

Lame: Haute teneur en Chrome Vanadium, durci sur la totalité de la longueur, aspect chrome maté.
La lame chrome Wiha garantie une précision maximum.
Code couleur verte.

Utilisations: Permet d'adapter le couple de serrage

Lama per viti Torx

Lama: Acciaio al Cromo-Vanadio di alta qualità, temprato e cromato che garantisce la massima precisione.

Impiego: Abbinata alla sua impugnatura consente il serraggio delle viti con una torsione definita.



D 515 QL
5-15 Nm

Tournevis dynamométrique réglable
Déclenchement automatique lorsque le couple de serrage est atteint.
Norme: EN ISO 6798, BS EN 26789, ASME B107.14.M
Précision: $\pm 6 \%$

Cacciavite Torx dinamometrico
- Torsione regolabile
- La regolazione è visibile sul display
Utilizzando la speciale chiave è possibile una regolazione infinitesimale. La forma ergonomica dell'impugnatura consente una perfetta manipolazione. Segnalatore acustico al raggiungimento della coppia di serraggio impostata.
Standard: EN ISO 6798, BS EN 26789, ASME B107.14.M
Precisione: $\pm 6 \%$



ED 515 QL
pour / per
D 515 QL

Manche: en cellulose
Lame: octogonale, durcie et galvanisée

Chiave per regolare la torisione.
Impugnatura: Acetato di cellulosa con superficie zigrinata
Chiave: forma ottagonale, temprate e galvanizzata



DT 15 Q
DT 20 Q
DT 30 Q
pour / per
D 515 QL



Embout pour vis Torx
Lame: Haute teneur en Chrome Vanadium, durci sur la totalité de la longueur, aspect chrome maté. La lame chrome Wiha garantie une précision maximum.
Code couleur verte.

Utilisations: Permet d'adapter le couple de serrage

Lama per viti Torx
Lama: Acciaio al Cromo-Vanadio di alta qualità, temprato e cromato che garantisce la massima precisione.
Impiego: Abbinata alla sua impugnatura consente il serraggio delle viti con una torsione definita.



D T6 PK
D T7 PK
D T8 PK
D T9 PK
D T10 PK
D T15 PK
D T20 PK
D T25 PK

pour / per
D 041 VL / D 15 VL / D 28 VL



Plus

Embout pour vis Torx-Plus®

Lame: Haute teneur en Chrome Vanadium, durci sur la totalité de la longueur, aspect chrome maté. La lame chrome Wiha garantie une précision maximum.

Code couleur verte.

Utilisations: Permet d'adapter le couple de serrage

Lama per viti Torx-Plus®

Lama: Acciaio al Cromo-Vanadio di alta qualità, temprato e cromato che garantisce la massima precisione.

Impiego: Abbinata alla sua impugnatura consente il serraggio delle viti con una torsione definita.

F



D T6 K
D T8 K
D T15 K

pour / per
D 041 VL / D 15 VL / D 28 VL



Embout pour vis Torx

Lame: Haute teneur en Chrome Vanadium, durci sur la totalité de la longueur, aspect chrome maté. La lame chrome Wiha garantie une précision maximum.

Code couleur verte.

Utilisations: Permet d'adapter le couple de serrage

Lama per viti Torx

Lama: Acciaio al Cromo-Vanadio di alta qualità, temprato e cromato che garantisce la massima precisione.

Impiego: Abbinata alla sua impugnatura consente il serraggio delle viti con una torsione definita.



DT 15P Q
DT 20P Q
DT 25P Q
DT 27P Q
DT 30P Q

pour / per
 D 515 QL



Plus

Embout pour vis Torx-Plus®

Lame: Haute teneur en Chrome Vanadium, durci sur la totalité de la longueur, aspect chrome maté. La lame chrome Wiha garantie une précision maximum.

Code couleur verte.

Utilisations: Permet d'adapter le couple de serrage

Lama per viti Torx-Plus®


Lama: Acciaio al Cromo-Vanadio di alta qualità, temprato e cromato che garantisce la massima precisione.

Impiego: Abbinata alla sua impugnatura consente il serraggio delle viti con una torsione definita.



D SW 1,5 K
D SW 2,0 K
D SW 2,5 K
D SW 3,0 K
D SW 4,0 K

pour / per
 D 041 VL / D 15 VL / D 28 VL



Embout pour vis à tête creuse hexagonal

Lame: Haute teneur en Chrome Vanadium, durci sur la totalité de la longueur, aspect chrome maté. L'embout chrome Wiha garantie une précision maximum.

Code couleur rouge.

Utilisations: Permet d'adapter le couple de serrage de vis, en combinaison avec le tournevis Wiha dynamométrique.

Lama: Acciaio al Cromo-Vanadio di alta qualità, temprato e cromato che garantisce la massima precisione. Codice colore rosso

Impiego: Abbinata alla sua impugnatura consente il serraggio delle viti con una torsione definita.

D SW 50 K
D SW 60 K

pour / per
 D 15 QL



D 14 ZBK

pour / per
D 041 VL / D 15 VL / D 28 VL

Outillage universel pour C6,3 et E6,3 (1/4'') Bits

Lame: Haute teneur en Chrome Vanadium, durci sur la totalité de la longueur, aspect chrome maté

Etui: Inox

Utilisations: permet d'adapter le couple de serrage de vis, en combinaison avec le tournevis dynamométrique

Chiave universale per C6,3 e E6,3 (1/4'')

Chiave: Acciaio al Cromo-Vanadio di alta qualità, temprato e cromato.

Collare: Acciaio inossidabile

Impiego: Abbinata alla sua impugnatura consente il serraggio delle viti con una torsione definita

F



D 14 ZBQ

pour / per
D 515 QL

Outillage universel pour C6,3 et E6,3 (1/4'') Bits

Lame: Haute teneur en Chrome Vanadium, durci sur la totalité de la longueur, aspect chrome maté

Etui: Inox

Utilisations: permet d'adapter le couple de serrage de vis, en combinaison avec le tournevis dynamométrique

Chiave universale per C6,3 e E6,3 (1/4'')

Chiave: Acciaio al Cromo-Vanadio di alta qualità, temprato e cromato.

Collare: Acciaio inossidabile

Impiego: Abbinata alla sua impugnatura consente il serraggio delle viti con una torsione definita



14 ZQK

Clé avec manche en T pour C6,3 et E6,3 (1/4") Bits

Lame: Acier Chrome-Vanadium-Molybdene

Etui: Inox

Utilisations: pour desserrage

Cacciavite con impugnatura a "T"
per C6,3 e E6,3 (1/4")

Chiave: Acciaio al Cromo-Vanadio di alta qualità,
temprato e cromato.

Collare: Acciaio inossidabile

Impiego: per una svitatura controllata



T6PW
T7PW
T8PW
T9PW
T10PW
T15PW
T20PW
T25PW
T30PW



Plus

Clé pour TORX PLUS® Vis

Utilisation : Pour tout les genres d'utilisations
TORX PLUS® Vis

Attention: TORX PLUS®-La clé ne s'adapte pas
pour des vis Torx


Chiave per viti TORX PLUS®

Utilizzo: Per tutti i tipi di Torx PLUS®

Attenzione: La chiave TORX PLUS® non avvita Viti torx normali

| Type Tipo | Pagina Pag. |
|--------------|------------------------|
| 001C | 26 |
| 001TS | 36 |
| 77 | 126 |
| 220 | 79-80 |
| 220C | 16-19 |
| 220TS | 30-31 |
| 360C | 24-25 |
| 360TS | 34-35 |
| 842 | 147 |
| 845 | 148 |
| 849 | 162, 167, 169-171, 173 |
| 940 | 145 |
| 968 | 154 |
| 969 | 180-183 |
| 990 | 132 |
| 960 | 120-121, 124 |
| 960.BMT | 115 |
| 960.HSKT | 119 |
| 960.MAZ | 116 |
| 960.VDI | 118, 123 |
| 991 | 127 |
| AK25A | 81-82 |
| B223 | 56 |
| B224 | 58, 78 |
| B224C | 22 |
| B224TS | 32 |
| B229 | 61 |
| B229C | 23 |
| B229TS | 33 |
| BGT | 155 |
| BK223 | 57 |
| BK224 | 59-60 |
| BK229 | 62-63 |
| BKT | 156-158 |
| C3 | 135 |
| C5 | 20, 136 |
| C6 | 20, 137 |
| C8 | 20-21, 137 |

| Type Tipo | Pagina Pag. |
|--------------|----------------------------|
| HSK-220 | 40-41 |
| HSK224 | 42 |
| HSK229 | 43 |
| HSKT40 | 101, 139 |
| HSKT63 | 46-51 |
| HSKT100 | 52-53, 138 |
| K842 | 192 |
| K845 | 200 |
| LAK220 | 91-92 |
| LAK224 | 83-84 |
| LIK220 | 95-96 |
| LIK224 | 87-88 |
| N849 | 163-166, 168, 172 |
| N850 | 174 |
| NK34T | 70 |
| NK64T | 75 |
| NK100 | 66, 102, 188-189, 196, 201 |
| NK101 | 190, 197 |
| NK220 | 68 |
| NK224 | 67, 103, 191, 198 |
| NK229 | 199 |
| NK264 | 104 |
| NK274 | 69, 105 |
| NK316 | 74 |
| NK356 | 73, 106, 178 |
| NK360 | 71, 107 |
| NK368 | 72, 108, 193 |
| R850 | 175-177 |
| RAK220 | 93-94 |
| RAK224 | 85-86 |
| RIK220 | 97-98 |
| RIK224 | 89-90 |
| RKT | 159 |
| TR | 141 |
| VDI | 140 |
| W12 | 143 |
| W13 / W14 | 131 |
| W89 | 144 |





**TROUVEZ MAINTENANT VOTRE SOLUTION
D'OUTILLAGE APPROPRIÉE.**

TROVA L'UTENSILE ADATTO PER TE.

horn-group.com

ALLEMAGNE, SIÈGE SOCIAL

SEDE PRINCIPALE, GERMANIA

—
Hartmetall-Werkzeugfabrik
Paul Horn GmbH
Horn-Straße 1
72072 Tübingen

Tel +49 7071 7004-0
Fax +49 7071 72893

info@de.horn-group.com
horn-group.com

FRANCE

—
HORN S.A.S
665, av. Blaise Pascal,
Zone Industrielle
F-77127 Lieusaint

Tel +33 1648859-58
Fax +33 1648860-49

info@horn.fr
www.horn.fr

ITALIA

—
Febametal S.p.A.
Via Grandi 15
I-10095 Grugliasco

Tel +39 011 770 14 12
Fax +39 011 770 15 24

febametal@febametal.com
www.febametal.com