


ph HORN ph



模块化系统

MODULAR HOLDER SYSTEMS

2023/2024



探索 HORN
EXPLORE HORN

尊敬的HORN用户

卓越的结果总是最佳的加工工艺和完美的工具的结合。为了实现这一目标，HORN结合了先进的技术、性能和可靠性。从单个零件到批量生产，适用于标准或特殊应用：我们的工具为您提供快速，经济，高质量的解决方案。为了帮助您选择切削参数，我们目录中的表各自提供了经过验证的经验值。充分利用我们办公室职员和销售工程师的专业知识。

可持续发展是我们企业理念的核心部分。这就是为什么我们一直关注产品和生产的质量保证、环境保护、能源效率和安全。作为高效可靠的刀具合作伙伴，我们确信您与我们一起创造一个创新和强大的经济未来。



Markus Horn
首席执行官
Paul Horn GmbH



Matthias Rommel
首席执行官
Paul Horn GmbH

Explore HORN

Exceptional results are always a combination of the optimum cutting process and the perfect tool. To achieve this, HORN combines advanced technology, performance and reliability. From single part to series production, for standard or special applications: Our tools offer you fast, economical, high quality solutions. To assist you when choosing cutting parameters, our tables in the respective catalogue provide proven empirical values. Take advantage of the expertise of our office staff and sales engineers.

Sustainability is a central part of our corporate philosophy. That is why we have always focused on quality assurance, environmental protection, energy efficiency and safety with regard to our products and our production. As an efficient and reliable tool partner, we make sure that you join us in an innovative and strong economic future.



Markus Horn
CEO
Paul Horn GmbH



Matthias Rommel
CEO
Paul Horn GmbH

- A **模块化槽刀系统220**
Modular grooving system 220
- B **模块化槽刀系统 840**
Modular grooving system 840
- C **模块化槽刀系统 960**
Modular grooving system 960
- D **因代克斯和舒特多轴机上模块化槽刀系统**
Modular grooving system for multi-spindle machine
INDEX and SCHÜTTE
- E **刀夹系统842 和 845 模块化槽刀系统960 960 / 968 / 969**
Kassettes System 842 and 845
for Modular grooving system 960 / 968 / 969
- F **技术说明,附加设备**
Technical Instructions, Additional equipment

索引INDEX

A

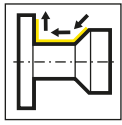
B

C

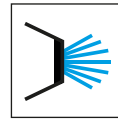
D

E

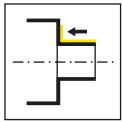
F



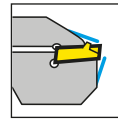
外径仿形车削
Profiling external



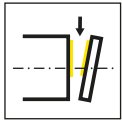
内冷
Internal cooling



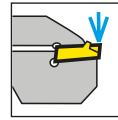
外径横车
Side turning external



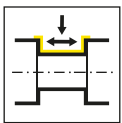
定向冷却
Targeted coolant



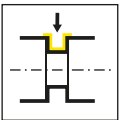
切断
Parting off



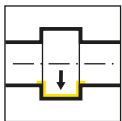
通过刀片冷却
Coolant through the insert



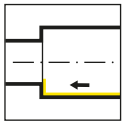
切槽和横车
Grooving and side turning



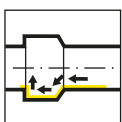
外径切槽
Grooving external



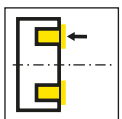
内孔切槽
Grooving internal



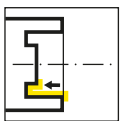
镗内孔
Boring internal



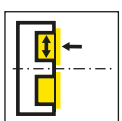
镗孔及仿形
Boring and profiling



端面槽
Face grooving



内端面槽
Internal face grooving in front of center



端面横车
Faced side turning

- 除非另有说明,所有尺寸均以毫米为单位。
All dimensions are in mm unless otherwise noted
- 可根据要求订制更多尺寸和形式。
Further dimensions and versions are available on request.
- 锁紧螺扭矩规格,请见技术说明。
For torque specification of the screw, please see "Technical Instructions".
- 所有刀片座损坏的刀杆都可以由HORN维修。
All carbide milling shanks with damaged seating can be repaired by HORN.

HORN连接接口代码-需要它做什么?

连接接口代码确保您将始终找到适当的工具,并显示在刀杆和刀片上。如果代码匹配,则可以在相应的刀杆中使用该刀片。

这也适用于我们的模块化支架系统,其中连接代码表示刀柄和刀夹之间的接口。

The HORN connection interface code - what is it needed for?

The connection interface code ensures that you will always find the appropriate tools and is shown on toolholders and inserts. If the codes match, the insert can be used in the corresponding toolholder.

This also applies to our modular holder system, where the connection code indicates the interface between the holder and the cassette.

HORN连接接口代码及可能的组合:

HORN connection interface codes and possible combinations:

HIS = 刀片座 / Insert seat

HWS = 工件侧接口 / Interface workpiece side

HMS = 机床侧接口 / Interface machine side

HIS	↔	HWS
HMS	↔	HWS

刀夹示例


Example kassette

产品型号 Part number	D _{a min}	D _{a max}	t _{max}	b	b ₃	f ₂	f ₃	w	l _k	HWS	HMS
LAK220.6575.04.IK	65	75	10	15,7	23	14,4	f ₂ +w/2	4	36	229050 • 229051	220002

基本刀杆示例

Example basic toolholder

产品型号 Part number	f	d	l ₁	h	l ₂	b ₂	l	D _{Bohr}	HWS
RB224.0032.K1.IK	b ₂ +f ₃	32	181	30	59	0,41	200	90	220002






系列/System	页/Page
常规刀柄/Basic toolholder	
Polygon	14
TS	28
HSK	38
HSKT63/HSKT100	44
刀夹/Cassettes	
BK	54
径向/Radial	64
轴向/Axial	76

常规刀柄 接口220

Basic holder with interface 220



多边形
Polygon

TS

HSK
HSKT

刀杆
Toolholder

刀夹接口 220


Cassettes with interface 220

径向切槽
Grooving radial

刀片
Insert

轴向切槽
Grooving axial


刀片
Insert




S100



**S15A
S25A**



**S224
S229**



**S224
S229**



S274



S34T

220 接口


Interface 220



A

常规刀柄接口220

Basic holder with interface 220




刀夹接口 220


Cassettes with interface 220

径向切槽
Grooving radial

刀片
Insert



312



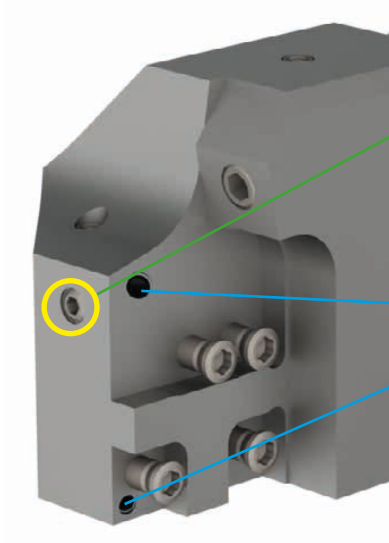
315
S315



64T

常规刀柄 接口220

Basic holder with interface 220




圆柱形螺帽供应刀夹上侧冷却

Closure of the upper coolant supply to the cassette by cylinder head screw

冷却液供应

Coolant supply




针对未带内部冷的刀夹，采用冷却液喷嘴

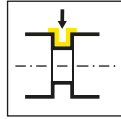
圆柱形螺帽供应刀夹上侧冷却

Use of cassettes without internal coolant supply using the coolant spray nozzle

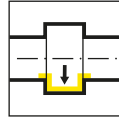
Closure of the upper coolant supply to the cassette by cylinder head screw



常规刀柄
Basic toolholder
220C/C5/C6/C8
B224C/B229C

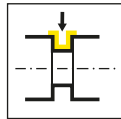


页/Page
16-21



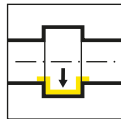
页/Page
22-23

刀杆
Toolholder
360C




页/Page
24-25

镗孔杆接纳器
Adaptor for boring bars
001C



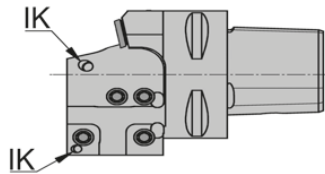
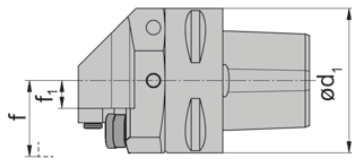
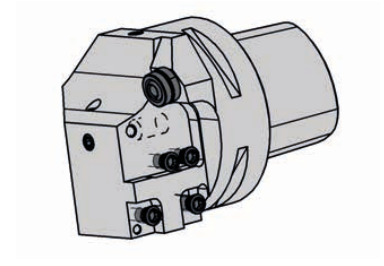
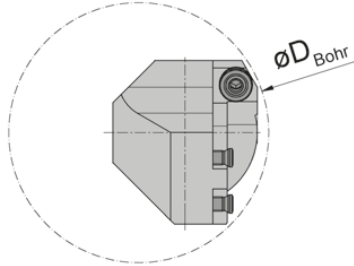
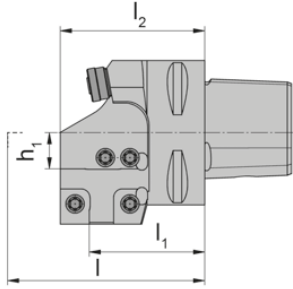
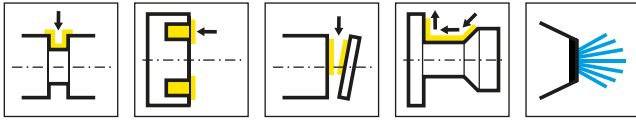
页/Page
26

多边形 Polygon



HORN多边形刀杆
(ISO26623)

HORN Polygon shank
according ISO 26623



R=右手型-如图
R = right hand version shown

L=左手型
L = left hand version

产品型号 Part number	l_1	l	l_2	d_1	h_1	f_1	f	HWS
R220.00C3.K1.IK	36	l_1+l_k	46	32	12.5	4.6	f_1+f_3	220001
R220.00C4.K1.IK	40	l_1+l_k	50	40	12.5	4.6	f_1+f_3	220001
R220.00C5.K1.IK	40	l_1+l_k	50	50	12.5	15	f_1+f_3	220001
R220.00C6.K1.IK	42	l_1+l_k	52	63	12.5	16.1	f_1+f_3	220001
R220.00C8.K1.IK	53	l_1+l_k	63	80	12.5	24.6	f_1+f_3	220001
L220.00C3.K1.IK	36	l_1+l_k	46	32	12.5	4.6	f_1+f_3	220002
L220.00C4.K1.IK	40	l_1+l_k	50	40	12.5	4.6	f_1+f_3	220002
L220.00C5.K1.IK	40	l_1+l_k	50	50	12.5	9.6	f_1+f_3	220002
L220.00C6.K1.IK	42	l_1+l_k	52	63	12.5	16.1	f_1+f_3	220002
L220.00C8.K1.IK	53	l_1+l_k	63	80	12.5	24.6	f_1+f_3	220002

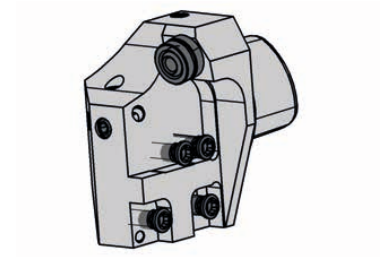
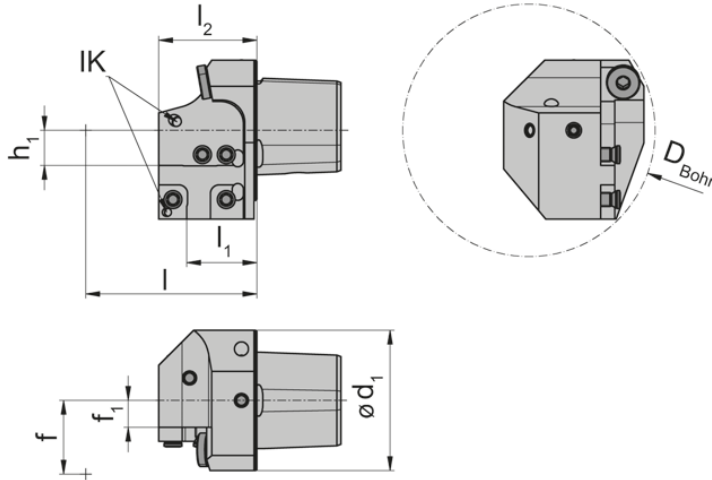
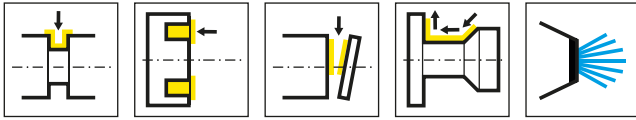
尺寸DBohr, f3 and IK见刀夹
Dimensions for DBore, f3 and IK see
cassettes

R/L220...IK 可选择的内冷喷嘴
R/L220...IK Coolant spray nozzle optional

配件

Spare Parts

常规刀柄 Basic toolholder	锁紧螺钉 Clamping Screw	TORX PLUS®扳手 TORX PLUS® Wrench
R/L220...	5.12T20P	T20PQ



R=右手型-如图
R = right hand version shown

L=左手型
L = left hand version


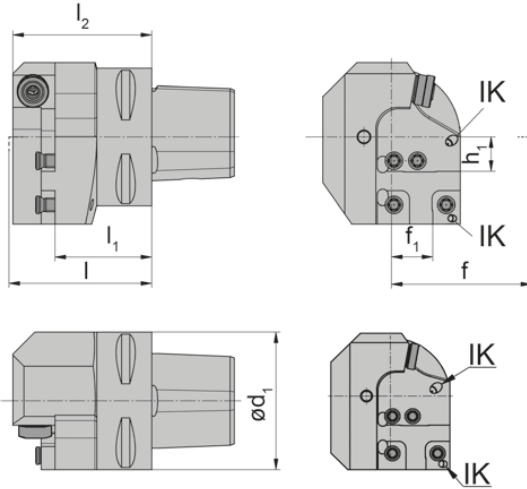
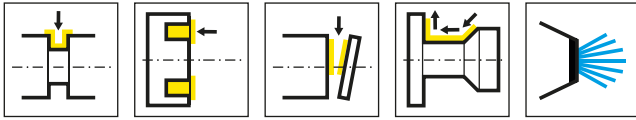
产品型号 Part number	l_1	l	l_2	d_1	h_1	f_1	f	HWS
R220.00C4.K10.IK	25	l_1+l_k	35	40	12.5	4.6	f_1+f_3	220001
R220.00C5.K10.IK	25	l_1+l_k	35	50	12.5	9.6	f_1+f_3	220001
L220.00C4.K10.IK	25	l_1+l_k	35	40	12.5	4.6	f_1+f_3	220002
L220.00C5.K10.IK	25	l_1+l_k	35	50	12.5	9.6	f_1+f_3	220002

尺寸DBohr, f3 and IK见刀夹
Dimensions for DBohr, f3 and IK see
cassettes

R/L220...IK 可选择的内冷喷嘴
R/L220...IK Coolant spray nozzle optional

配件
Spare Parts

常规刀柄 Basic toolholder	锁紧螺钉 Clamping Screw	TORX PLUS®扳手 TORX PLUS® Wrench
R/L220...	5.12T20P	T20PQ



R=右手型-如图
R = right hand version shown

L=左手型
L = left hand version

产品型号 Part number	l_1	l	l_2	d_1	h_1	f_1	f	HWS
R220.00C3.K2.IK	31.2	l_1+f_3	46.5	32	12.5	10	f_1+l_k	220002
R220.00C4.K2.IK	35.2	l_1+f_3	50.5	40	12.5	10	f_1+l_k	220002
R220.00C5.K2.IK	35.2	l_1+f_3	50.5	50	12.5	15	f_1+l_k	220002
R220.00C6.K2.IK	37.2	l_1+f_3	52.5	63	12.5	21.5	f_1+l_k	220002
R220.00C8.K2.IK	48.2	l_1+f_3	63.5	80	12.5	30	f_1+l_k	220002
L220.00C3.K2.IK	31.2	l_1+f_3	46.5	32	12.5	10	f_1+l_k	220001
L220.00C4.K2.IK	35.2	l_1+f_3	50.5	40	12.5	10	f_1+l_k	220001
L220.00C5.K2.IK	35.2	l_1+f_3	50.5	50	12.5	15	f_1+l_k	220001
L220.00C6.K2.IK	37.2	l_1+f_3	52.5	63	12.5	21.5	f_1+l_k	220001
L220.00C8.K2.IK	48.2	l_1+f_3	63.5	80	12.5	30	f_1+l_k	220001

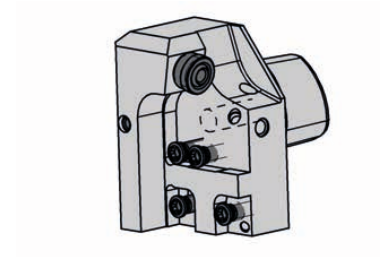
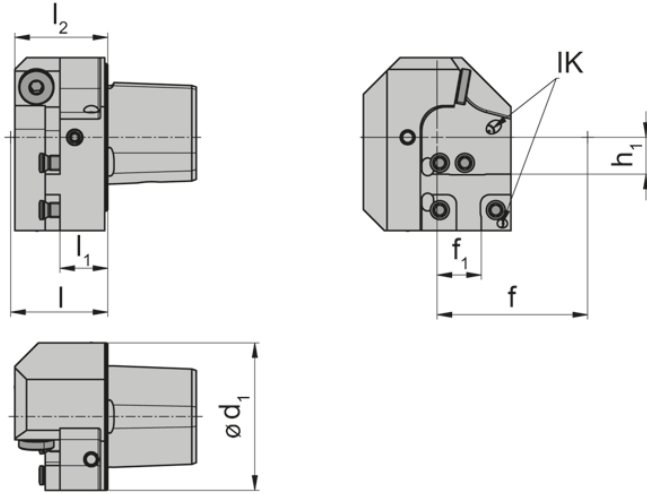
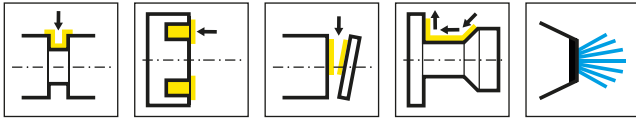
尺寸: Dmin, f3 and IK 见刀夹
Dimensions for Dmin, f3 and IK see cassettes

R/L220...IK 可选的内冷喷嘴
R/L220...IK Coolant spray nozzle optional

配件

Spare Parts

常规刀柄 Basic toolholder	锁紧螺钉 Clamping Screw	TORX PLUS®扳手 TORX PLUS® Wrench
R/L220...	5.12T20P	T20PQ



R=右手型-如图
R = right hand version shown

L=左手型
L = left hand version

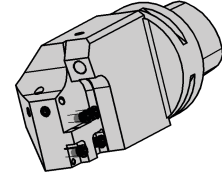
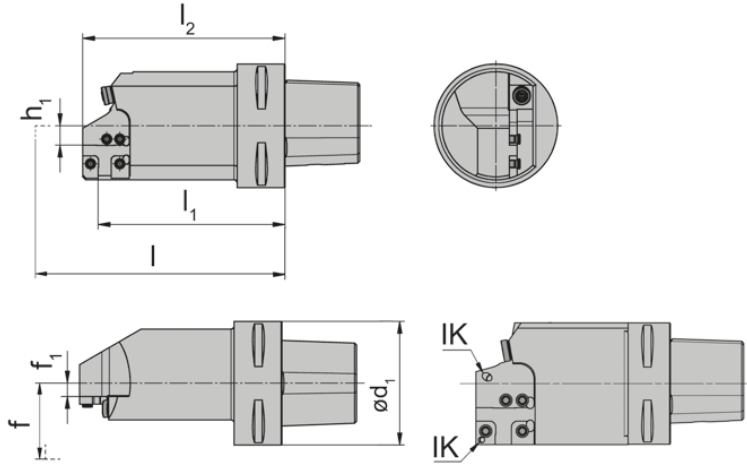
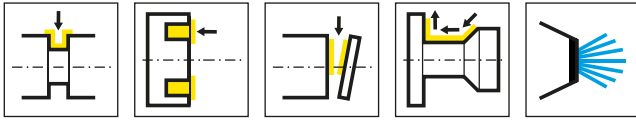
产品型号 Part number	l_1	l	l_2	d_1	h_1	f_1	f	HWS
R220.00C4.K20.IK	16.2	l_1+f_3	31.5	40	12.5	10	f_1+l_k	220002
L220.00C4.K20.IK	16.2	l_1+f_3	31.5	40	12.5	10	f_1+l_k	220001
L220.00C5.K20.IK	16.2	l_1+f_3	31.5	50	12.5	15	f_1+l_k	220001

尺寸: Dmin, f3 and IK 见刀夹
Dimensions for Dmin, f3 and IK see cassettes

R/L220...IK 可选的内冷喷嘴
R/L220...IK Coolant spray nozzle optional

配件
Spare Parts

常规刀柄 Basic toolholder	锁紧螺钉 Clamping Screw	TORX PLUS®扳手 TORX PLUS® Wrench
R/L220.00C...	5.12T20P	T20PQ



R=右手型-如图
R = right hand version shown

L=左手型
L = left hand version

产品型号 Part number	l_1	l	l_2	d_1	h_1	f_1	f	HWS
C5.L220.120.K1.IK	91	l_1+l_k	101	50	12.5	9.6	f_1+f_3	220002
C5.R220.120.K1.IK	91	l_1+l_k	101	50	12.5	9.6	f_1+f_3	220001
C6.L220.120.K1.IK	91	l_1+l_k	101	63	12.5	0.6	f_1+f_3	220002
C6.L220.150.K1.IK	121	l_1+l_k	131	63	12.5	0.6	f_1+f_3	220002
C6.R220.120.K1.IK	91	l_1+l_k	101	63	12.5	0.6	f_1+f_3	220001
C6.R220.150.K1.IK	121	l_1+l_k	131	63	12.5	0.6	f_1+f_3	220001
C8.L220.150.K1.IK	121	l_1+l_k	131	80	12.5	8.6	f_1+f_3	220002
C8.R220.150.K1.IK	121	l_1+l_k	131	80	12.5	8.6	f_1+f_3	220001

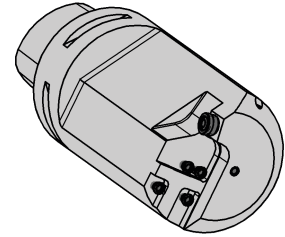
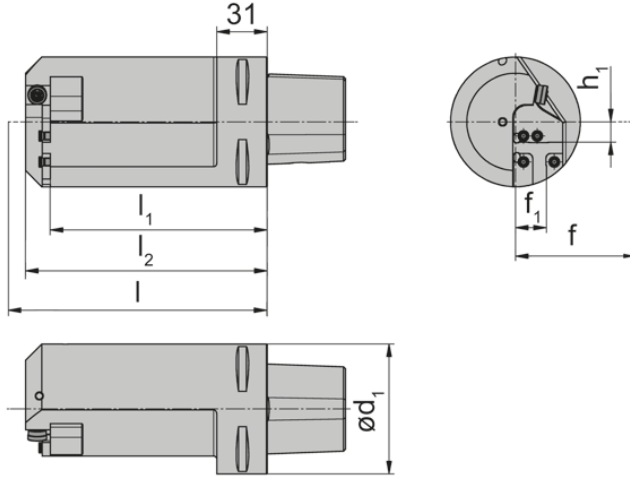
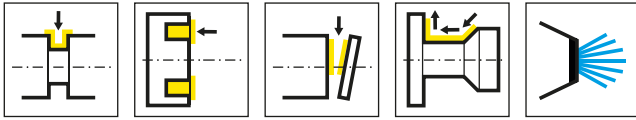
尺寸: f_3 和 IK 见刀夹
Dimensions for f_3 and IK see cassettes

C6.R/L220...IK 可选择的内冷喷嘴
C6.R/L220...IK Coolant spray nozzle optional

配件

Spare Parts

常规刀柄 Basic toolholder	锁紧螺钉 Clamping Screw	TORX PLUS® 扳手 TORX PLUS® Wrench
C...	5.12T20P	T20PQ



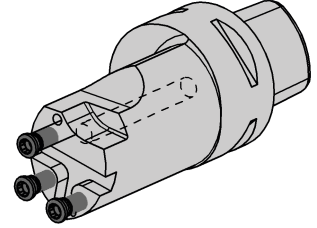
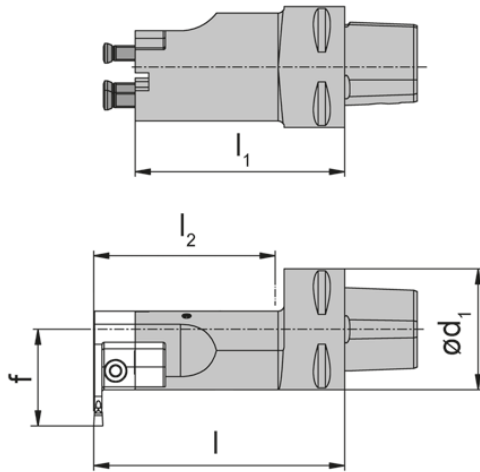
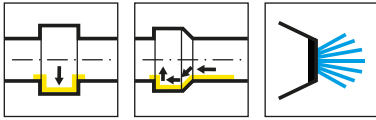
R=右手型-如图
R = right hand version shown

产品型号 Part number	l_1	l	l_2	d_1	h_1	f	HWS
C8.L220.150.K2.IK	133.6	l_1+f_3	148.8	80	12.5	f_1+l_k	220001
C8.R220.150.K2.IK	133.6	l_1+f_3	148.8	80	12.5	f_1+l_k	220002

尺寸:f3 和IK见刀夹
Dimensions for f3 and IK see cassettes

配件
Spare Parts

常规刀柄 Basic toolholder	锁紧螺钉 Clamping Screw	TORX PLUS®扳手 TORX PLUS® Wrench
C8...	5.12T20P	T20PQ



R=右手型-如图
R = right hand version shown

L=左手型
L = left hand version

产品型号 Part number	l	l ₂	l ₁	d ₁	f	HWS
RB224.00C3.1.K2.IK	$l_1 + b_1 + w/2$	35	39.3	32	32	BK2241
RB224.00C4.1.K2.IK	$l_1 + b_1 + w/2$	40	49.3	40	32	BK2241
RB224.00C4.2.K2.IK	$l_1 + b_1 + w/2$	60	69.3	40	32	BK2241
RB224.00C5.1.K2.IK	$l_1 + b_1 + w/2$	50	59.3	50	32	BK2241
RB224.00C5.2.K2.IK	$l_1 + b_1 + w/2$	70	79.3	50	32	BK2241
RB224.00C6.2.K2.IK	$l_1 + b_1 + w/2$	78	89.3	63	32	BK2241
LB224.00C4.1.K2.IK	$l_1 + b_1 + w/2$	40	49.3	40	32	BK2242
LB224.00C4.2.K2.IK	$l_1 + b_1 + w/2$	60	69.3	40	32	BK2242
LB224.00C6.2.K2.IK	$l_1 + b_1 + w/2$	78	89.3	63	32	BK2242

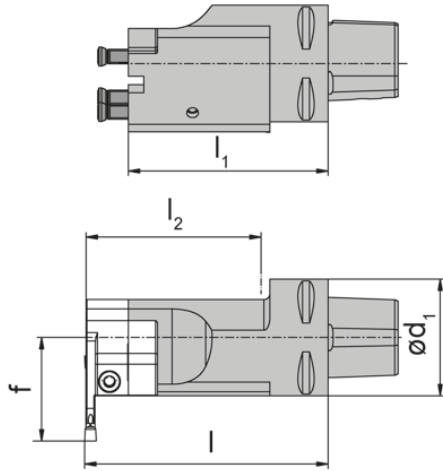
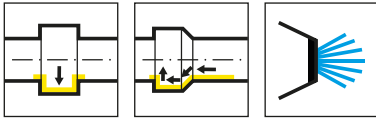
尺寸Dmin, tmax和w见刀夹
Dimensions for Dmin, tmax see cassettes

BK224内冷刀夹
For cassettes BK224 with coolant supply

配件

Spare Parts

常规刀柄 Basic toolholder	锁紧螺钉 Clamping Screw	TORX PLUS®扳手 TORX PLUS® Wrench
R/LB224...	030.0518.T20P	T20PQ



R=右手型-如图
R = right hand version shown

L=左手型
L = left hand version

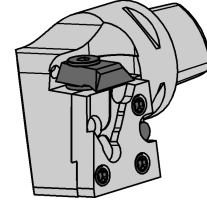
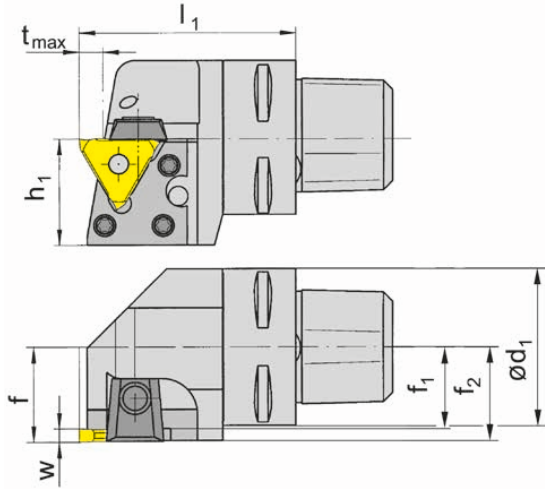
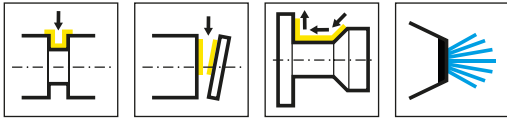
产品型号 Part number	l	l ₂	l ₁	d ₁	f	HWS
RB229.00C4.2.K2.IK	$l_1 + b_1 + w/2$	60	68.5	40	35.5	BK2291
RB229.00C5.1.K2.IK	$l_1 + b_1 + w/2$	50	58.5	50	35.5	BK2291
RB229.00C5.2.K2.IK	$l_1 + b_1 + w/2$	70	78.5	50	35.5	BK2291
RB229.00C6.1.K2.IK	$l_1 + b_1 + w/2$	58	68.5	63	35.5	BK2291
RB229.00C6.2.K2.IK	$l_1 + b_1 + w/2$	78	88.5	63	35.5	BK2291
LB229.00C5.1.K2.IK	$l_1 + b_1 + w/2$	50	58.5	50	35.5	BK2292
LB229.00C5.2.K2.IK	$l_1 + b_1 + w/2$	70	78.5	50	35.5	BK2292
LB229.00C6.2.K2.IK	$l_1 + b_1 + w/2$	78	88.5	63	35.5	BK2292

尺寸Dmin, tmax和w见刀夹
Dimensions for Dmin, tmax see cassettes

BK229内冷刀夹
For cassettes BK229 with coolant supply

配件
Spare Parts

常规刀柄 Basic toolholder	锁紧螺钉 Clamping Screw	TORX PLUS®扳手 TORX PLUS® Wrench
R/LB229...	030.0518.T20P	T20PQ



R=右手型-如图

R = right hand version shown

L=左手型

L = left hand version

产品型号 Part number	l_1	h_1	d_1	f_1	f	f_2	t_{max}	HWS
R360.00C3.K1	45	27.3	32	20.5	f_1+w-a_1	22	4	31201N • 31201R • 31201L • 31208N • 31211N
R360.00C4.K1	50	27.3	40	25.5	f_1+w-a_1	27	4	31201N • 31201R • 31201L • 31208N • 31211N
R360.00C5.K1	50	27.3	50	25.5	f_1+w-a_1	27	4	31201N • 31201R • 31201L • 31208N • 31211N
R360.00C6.K1	55	27.3	63	30.5	f_1+w-a_1	32	4	31201N • 31201R • 31201L • 31208N • 31211N
R360.00C3.K2	45	27.3	32	19.5	f_1+w-a_1	22	6	31202N • 31202R • 31202L
R360.00C4.K2	50	27.3	40	24.5	f_1+w-a_1	27	6	31202N • 31202R • 31202L
R360.00C5.K2	50	27.3	50	24.5	f_1+w-a_1	27	6	31202N • 31202R • 31202L
R360.00C6.K2	55	27.3	63	29.5	f_1+w-a_1	32	6	31202N • 31202R • 31202L
L360.00C3.K1	45	27.3	32	20.5	f_1+w-a_1	22	4	31201N • 31201R • 31201L • 31208N • 31211N
L360.00C4.K1	50	27.3	40	25.5	f_1+w-a_1	27	4	31201N • 31201R • 31201L • 31208N • 31211N
L360.00C5.K1	50	27.3	50	25.5	f_1+w-a_1	27	4	31201N • 31201R • 31201L • 31208N • 31211N
L360.00C6.K1	55	27.3	63	30.5	f_1+w-a_1	32	4	31201N • 31201R • 31201L • 31208N • 31211N
L360.00C3.K2	45	27.3	32	19.5	f_1+w-a_1	22	6	31202N • 31202R • 31202L
L360.00C4.K2	50	27.3	40	24.5	f_1+w-a_1	27	6	31202N • 31202R • 31202L
L360.00C5.K2	50	27.3	50	24.5	f_1+w-a_1	27	6	31202N • 31202R • 31202L
L360.00C6.K2	55	27.3	63	29.5	f_1+w-a_1	32	6	31202N • 31202R • 31202L

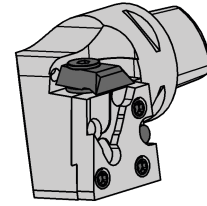
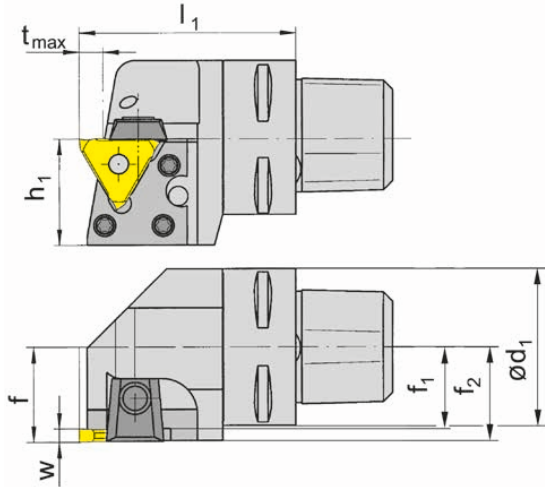
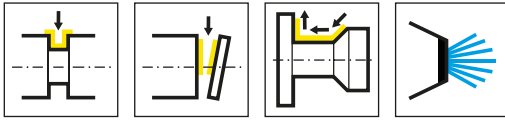
w,a1见刀片

w, a1 see indexable inserts

配件

Spare Parts

刀杆 Toolholder	刀夹 Cassette
L360.00...K1	LK360.00.01
R360.00...K1	RK360.00.01
L360.00...K2	LK360.00.02
R360.00...K2	RK360.00.02
R360.00...	RK360.00.02



R=右手型-如图
R = right hand version shown

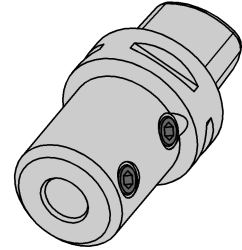
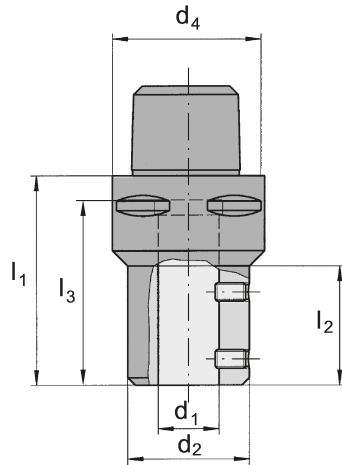
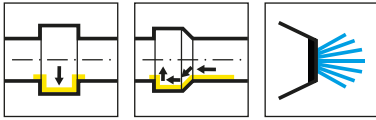
L=左手型
L = left hand version

产品型号 Part number	l_1	h_1	d_1	f_1	f	f_2	t_{max}	HWS
R360.00C3.K3	45	27.3	32	18.5	f_1+w-a_1	22	6	31203N • 31203R • 31203L
R360.00C4.K3	50	27.3	40	23.5	f_1+w-a_1	27	6	31203N • 31203R • 31203L
R360.00C5.K3	50	27.3	50	23.5	f_1+w-a_1	27	6	31203N • 31203R • 31203L
R360.00C6.K3	55	27.3	63	28.5	f_1+w-a_1	32	6	31203N • 31203R • 31203L
R360.00C3.K4	45	27.3	32	16.8	f_1+w-a_1	22	6	31204N • 31204R • 31204L
R360.00C4.K4	50	27.3	40	21.8	f_1+w-a_1	27	6	31204N • 31204R • 31204L
R360.00C5.K4	50	27.3	50	21.8	f_1+w-a_1	27	6	31204N • 31204R • 31204L
R360.00C6.K4	55	27.3	63	26.8	f_1+w-a_1	32	6	31204N • 31204R • 31204L
L360.00C3.K3	45	27.3	32	18.5	f_1+w-a_1	22	6	31203N • 31203R • 31203L
L360.00C4.K3	50	27.3	40	23.5	f_1+w-a_1	27	6	31203N • 31203R • 31203L
L360.00C5.K3	50	27.3	50	23.5	f_1+w-a_1	27	6	31203N • 31203R • 31203L
L360.00C6.K3	55	27.3	63	28.5	f_1+w-a_1	32	6	31203N • 31203R • 31203L
L360.00C3.K4	45	27.3	32	16.8	f_1+w-a_1	22	6	31204N • 31204R • 31204L
L360.00C4.K4	50	27.3	40	21.8	f_1+w-a_1	27	6	31204N • 31204R • 31204L
L360.00C5.K4	50	27.3	50	21.8	f_1+w-a_1	27	6	31204N • 31204R • 31204L
L360.00C6.K4	55	27.3	63	26.8	f_1+w-a_1	32	6	31204N • 31204R • 31204L

w, a1 见刀片
w, a1 see indexable inserts

配件
Spare Parts

刀杆 Toolholder	刀夹 Cassette
L360.00...K3	LK360.00.03
R360.00...K3	RK360.00.03
L360.00...K4	LK360.00.04
R360.00...K4	RK360.00.04




产品型号 Part number	l_1	l_2	l_3	d_4	d_1	d_2
001.00C3.20	70	-	58	32	20	40
001.00C4.16	65	-	55	40	16	40
001.00C4.20	70	-	58	40	20	40
001.00C5.16	65	44	55	50	16	40
001.00C5.20	70	49	58	50	20	40
001.00C6.20	70	45	58	63	20	40

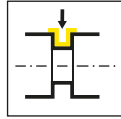
配件

Spare Parts

镗孔杆接纳器 Adaptor for boring bars	锁紧螺钉 Clamping Screw
001...	10.12.1835

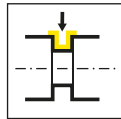


常规刀柄
Basic toolholder
220TS/B224TS/B229TS



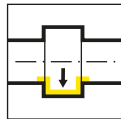
页/Page
30-33

刀杆
Toolholder
360TS



页/Page
34-35

镗孔杆接纳器
Adaptor for boring bars
001TS



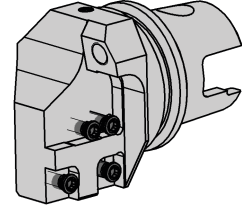
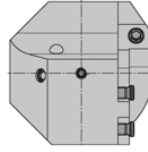
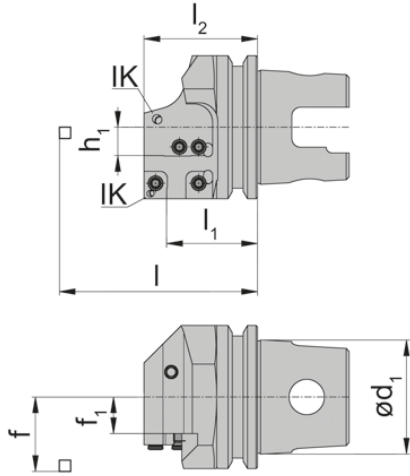
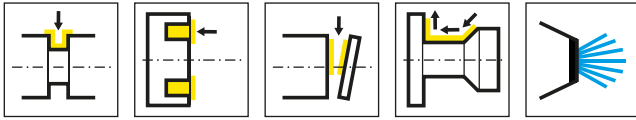
页/Page
36

TS



HORN TS (ISO 26622)

HORN TS according
to ISO 26622



R=右手型-如图
R = right hand version shown

L=左手型
L = left hand version

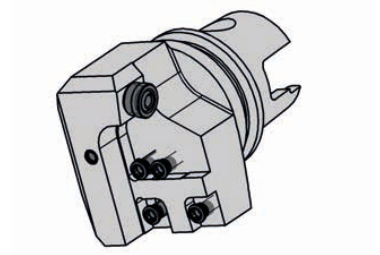
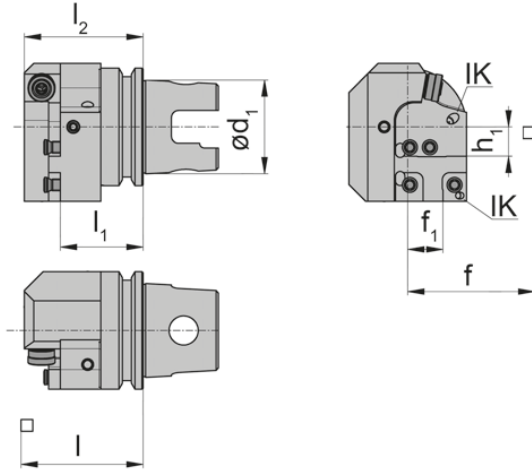
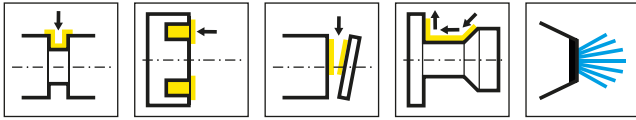
产品型号 Part number	l_1	l	l_2	d_1	h_1	f_1	f	HWS
R220.TS40.K1.IK	40	l_1+l_k	50	40	12.5	4.6	f_1+f_3	220001
R220.TS63.K1.IK	40	l_1+l_k	50	63	12.5	16.1	f_1+f_3	220001
L220.TS40.K1.IK	40	l_1+l_k	50	40	12.5	4.6	f_1+f_3	220002
L220.TS50.K1.IK	40	l_1+l_k	50	50	12.5	9.6	f_1+f_3	220002
L220.TS63.K1.IK	40	l_1+l_k	50	63	12.5	16.1	f_1+f_3	220002

尺寸DBohr, f3 and IK见刀夹
Dimensions for DBore, f3 and IK see cassettes

配件

Spare Parts

常规刀柄 Basic toolholder	锁紧螺钉 Clamping Screw	冷却液喷嘴Coolant spray nozzle	TORX PLUS®扳手 TORX PLUS® Wrench
R/L220.T...	5.12T20P	020.1008.2977	T20PQ



R=右手型-如图
R = right hand version shown

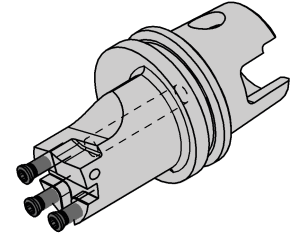
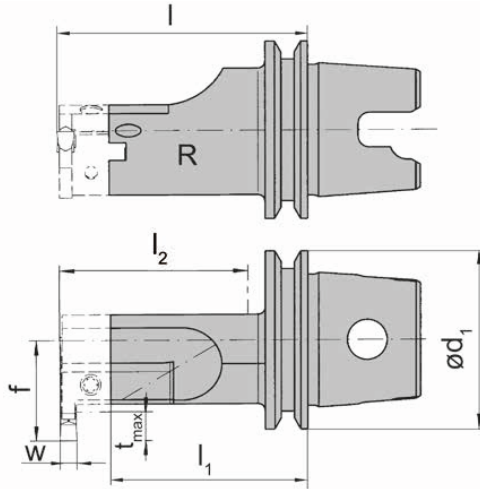
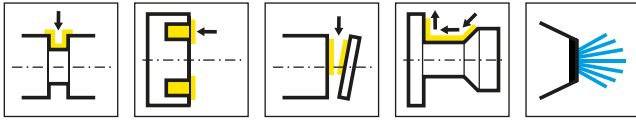
L=左手型
L = left hand version

产品型号 Part number	l_1	l	l_2	d_1	h_1	f_1	f	HWS
R220.TS40.K2.IK	35.2	l_1+f_3	50.5	40	12.5	10	f_1+l_k	220002
R220.TS50.K2.IK	35.2	l_1+f_3	50.5	50	12.5	15	f_1+l_k	220002
L220.TS40.K2.IK	35.2	l_1+f_3	50.5	40	12.5	10	f_1+l_k	220001
L220.TS50.K2.IK	35.2	l_1+f_3	50.5	50	12.5	15	f_1+l_k	220001
L220.TS63.K2.IK	35.2	l_1+f_3	50.5	63	12.5	21.5	f_1+l_k	220001

尺寸DBohr, f3 and IK见刀夹
Dimensions for DBore, f3 and IK see cassettes

配件
Spare Parts

常规刀柄 Basic toolholder	锁紧螺钉 Clamping Screw	冷却液喷嘴Coolant spray nozzle	TORX PLUS®扳手 TORX PLUS® Wrench
R/L220.T...	5.12T20P	020.1008.2977	T20PQ



R=右手型-如图
R = right hand version shown

L=左手型
L = left hand version

产品型号 Part number	l	l_2	l_1	d_1	f	HWS
RB224.TS40.1.K2	$l_1 + b_1 + w/2$	48	49.3	40	32	BK2241
RB224.TS40.2.K2	$l_1 + b_1 + w/2$	68	69.3	40	32	BK2241
RB224.TS50.1.K2	$l_1 + b_1 + w/2$	54	59.3	50	32	BK2241
RB224.TS50.2.K2	$l_1 + b_1 + w/2$	74	79.3	50	32	BK2241
RB224.TS63.1.K2	$l_1 + b_1 + w/2$	62	69.3	63	32	BK2241
RB224.TS63.2.K2	$l_1 + b_1 + w/2$	82	89.3	63	32	BK2241
LB224.TS40.1.K2	$l_1 + b_1 + w/2$	48	49.3	40	32	BK2242
LB224.TS40.2.K2	$l_1 + b_1 + w/2$	68	69.3	40	32	BK2242
LB224.TS50.1.K2	$l_1 + b_1 + w/2$	54	59.3	50	32	BK2242
LB224.TS50.2.K2	$l_1 + b_1 + w/2$	74	79.3	50	32	BK2242
LB224.TS63.1.K2	$l_1 + b_1 + w/2$	62	69.3	63	32	BK2242
LB224.TS63.2.K2	$l_1 + b_1 + w/2$	82	89.3	63	32	BK2242

w见刀片
w see indexable inserts

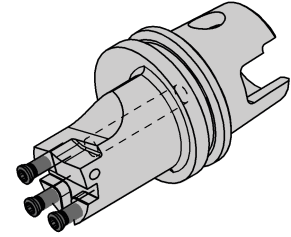
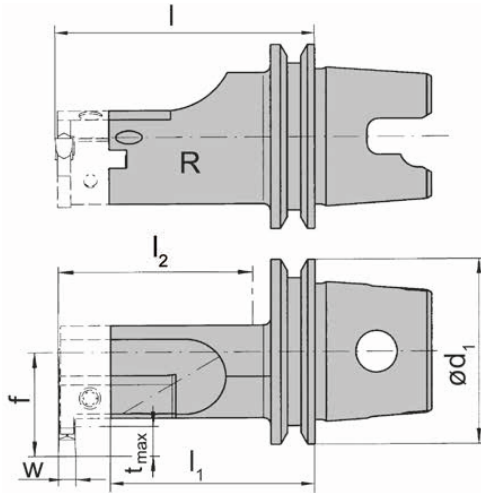
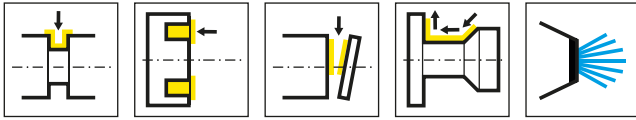
BK224未带内冷刀夹
For cassettes BK224 without coolant supply

尺寸Dmin, tmax和w见刀夹部分
Dimensions for Dmin, tmax see cassettes

配件

Spare Parts

常规刀柄 Basic toolholder	锁紧螺钉 Clamping Screw	TORX PLUS®扳手 TORX PLUS® Wrench
R/LB224.TS40.1.	030.0518.T20P	T20PQ



R=右手型-如图
R = right hand version shown

L=左手型
L = left hand version

产品型号 Part number	l	l ₂	l ₁	d ₁	f	HWS
RB229.TS40.1.K2	$l_1 + b_1 + w/2$	48	48.5	40	35.5	BK2291
RB229.TS40.2.K2	$l_1 + b_1 + w/2$	68	68.5	40	35.5	BK2291
RB229.TS50.1.K2	$l_1 + b_1 + w/2$	54	58.5	50	35.5	BK2291
RB229.TS50.2.K2	$l_1 + b_1 + w/2$	74	78.5	50	35.5	BK2291
RB229.TS63.1.K2	$l_1 + b_1 + w/2$	62	68.5	63	35.5	BK2291
RB229.TS63.2.K2	$l_1 + b_1 + w/2$	82	88.5	63	35.5	BK2291
LB229.TS40.1.K2	$l_1 + b_1 + w/2$	48	48.5	40	35.5	BK2292
LB229.TS40.2.K2	$l_1 + b_1 + w/2$	68	68.5	40	35.5	BK2292
LB229.TS50.1.K2	$l_1 + b_1 + w/2$	54	58.5	50	35.5	BK2292
LB229.TS63.2.K2	$l_1 + b_1 + w/2$	82	88.5	63	35.5	BK2292

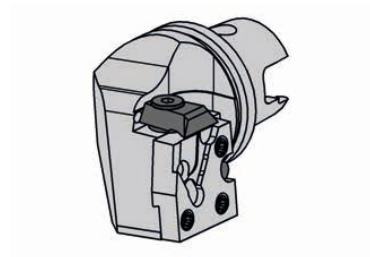
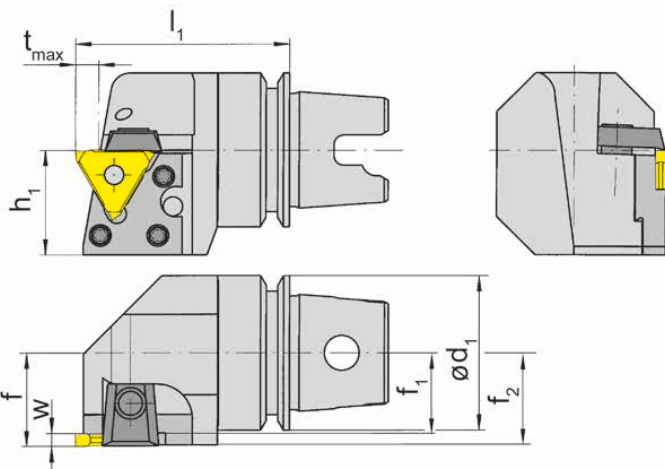
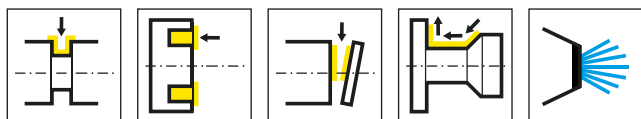
w见刀片
w see indexable inserts

BK229未带内冷刀夹
For cassettes BK229 without coolant supply

尺寸Dmin, tmax和w见刀夹
Dimensions for Dmin, tmax see cassettes

配件
Spare Parts

常规刀柄 Basic toolholder	锁紧螺钉 Clamping Screw	TORX PLUS®扳手 TORX PLUS® Wrench
R/LB229.TS40.1.	030.0518.T20P	T20PQ



R=右手型-如图
R = right hand version shown

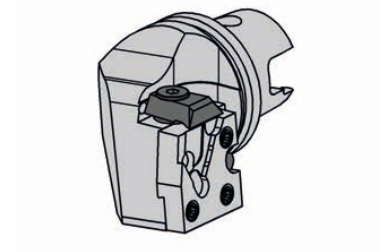
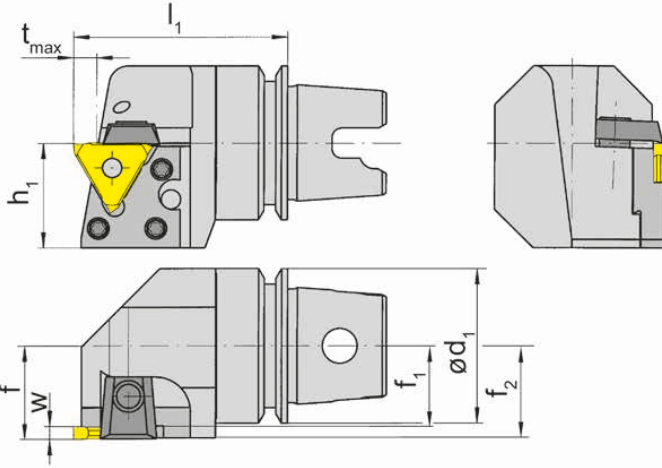
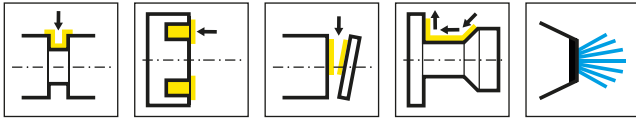
L=左手型
L = left hand version

产品型号 Part number	l_1	h_1	d_1	f_1	f	f_2	t_{max}	HWS
R360.TS40.K1	40	27.3	40	19	f_1+w-a_1	20.5	4	31201N • 31201R • 31201L • 31208N • 31211N
R360.TS50.K1	45	27.3	50	24	f_1+w-a_1	25.5	4	31201N • 31201R • 31201L • 31208N • 31211N
R360.TS63.K1	50	31.5	63	30.5	f_1+w-a_1	32	4	31201N • 31201R • 31201L • 31208N • 31211N
R360.TS40.K2	40	27.3	40	18	f_1+w-a_1	20.5	6	31202N • 31202R • 31202L
R360.TS50.K2	45	27.3	50	23	f_1+w-a_1	25.5	6	31202N • 31202R • 31202L
R360.TS63.K2	50	31.5	63	29.5	f_1+w-a_1	32	6	31202N • 31202R • 31202L
L360.TS40.K1	40	27.3	40	19	f_1+w-a_1	20.5	4	31201N • 31201R • 31201L • 31208N • 31211N
L360.TS50.K1	45	27.3	50	24	f_1+w-a_1	25.5	4	31201N • 31201R • 31201L • 31208N • 31211N
L360.TS63.K1	50	31.5	63	30.5	f_1+w-a_1	32	4	31201N • 31201R • 31201L • 31208N • 31211N
L360.TS40.K2	40	27.3	40	18	f_1+w-a_1	20.5	6	31202N • 31202R • 31202L
L360.TS50.K2	45	27.3	50	23	f_1+w-a_1	25.5	6	31202N • 31202R • 31202L
L360.TS63.K2	50	31.5	63	29.5	f_1+w-a_1	32	6	31202N • 31202R • 31202L

w,a1见刀片
w, a1 see indexable inserts

配件 Spare Parts

刀杆 Toolholder	刀夹 Cassette	TORX PLUS®扳手 TORX PLUS® Wrench
L360.TS...K1	LK360.00.01	T15PQ
R360.TS...K1	RK360.00.01	T15PQ
L360.TS...K2	LK360.00.02	T15PQ
R360.TS...K2	RK360.00.02	T15PQ



R=右手型-如图
R = right hand version shown

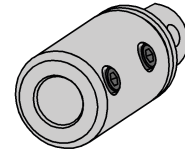
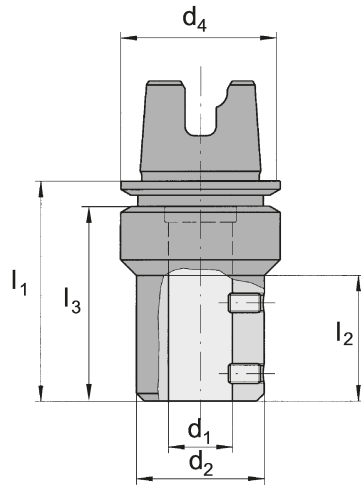
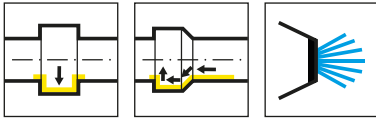
L=左手型
L = left hand version

产品型号 Part number	l_1	h_1	d_1	f_1	f	f_2	t_{max}	HWS
R360.TS40.K3	40	27.3	40	17	f_1+w-a_1	20.5	6	31203N • 31203R • 31203L
R360.TS50.K3	45	27.3	50	22	f_1+w-a_1	25.5	6	31203N • 31203R • 31203L
R360.TS63.K3	50	31.5	63	28.5	f_1+w-a_1	32	6	31203N • 31203R • 31203L
R360.TS50.K4	45	27.3	50	20.3	f_1+w-a_1	25.5	6	31204N • 31204R • 31204L
R360.TS63.K4	50	31.5	63	26.8	f_1+w-a_1	32	6	31204N • 31204R • 31204L
L360.TS40.K3	40	27.3	40	17	f_1+w-a_1	20.5	6	31203N • 31203R • 31203L
L360.TS50.K3	45	27.3	50	22	f_1+w-a_1	25.5	6	31203N • 31203R • 31203L
L360.TS63.K3	50	31.5	63	28.5	f_1+w-a_1	32	6	31203N • 31203R • 31203L
L360.TS40.K4	40	27.3	40	15.3	f_1+w-a_1	20.5	6	31204N • 31204R • 31204L
L360.TS50.K4	45	27.3	50	20.3	f_1+w-a_1	25.5	6	31204N • 31204R • 31204L
L360.TS63.K4	50	31.5	63	26.8	f_1+w-a_1	32	6	31204N • 31204R • 31204L

w,a1见刀片
w, a1 see indexable inserts

配件
Spare Parts

刀杆 Toolholder	刀夹 Cassette	TORX PLUS®扳手 TORX PLUS® Wrench
L360.TS...K3	LK360.00.03	T15PQ
R360.TS...K3	RK360.00.03	T15PQ
L360.TS...K4	LK360.00.04	T15PQ
R360.TS...K4	RK360.00.04	T15PQ




产品型号 Part number	l_1	l_2	l_3	d_4	d_1	d_2
001.TS40.16	65	0	55	40	16	40
001.TS40.20	70	0	58	40	20	40
001.TS50.16	65	44	55	50	16	40
001.TS50.20	70	49	55	50	20	40
001.TS63.16	65	40	55	63	16	40
001.TS63.20	70	45	58	63	20	40

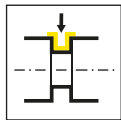
配件

Spare Parts

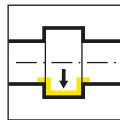
镗孔杆接纳器 Adaptor for boring bars	锁紧螺钉 Clamping Screw
001...	10.12.1835



常规刀柄
Basic toolholder
HSK-220/HSK224/
HSK229




页/Page
40-41



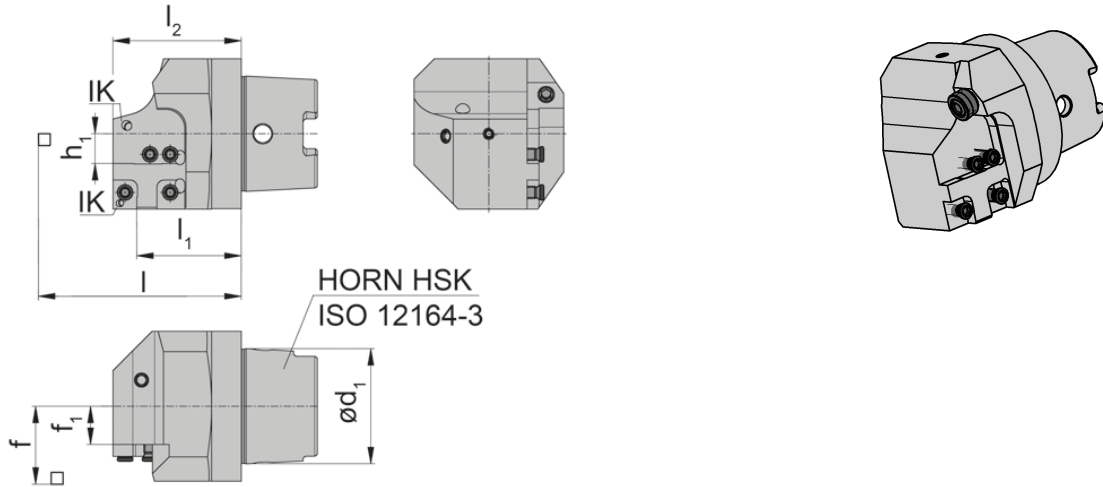
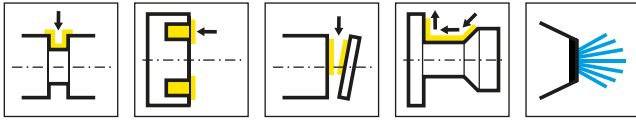
页/Page
42-43

HSK



**HORN HSK, 符合
ISO 12164-3**

**HORN HSK according
to ISO 12164-3**



R=右手型-如图
R = right hand version shown

L=左手型
L = left hand version

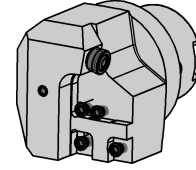
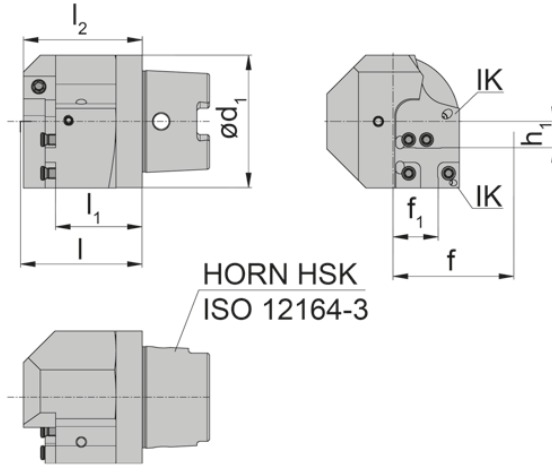
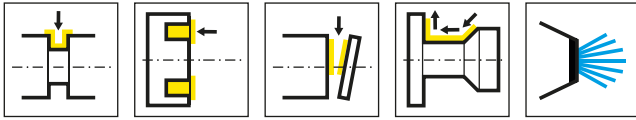
产品型号 Part number	l_1	d_1	f_1	l	l_2	f	h_1	HWS
HSK-L220.0063.K1.IK	44	63	16.1	l_1+l_k	54	f_1+f_3	12.5	220002
HSK-R220.0063.K1.IK	44	63	16.1	l_1+l_k	54	f_1+f_3	12.5	220001

尺寸: Dmin, f3 and IK 见刀夹
Dimensions for Dmin, f3 and IK see cassettes

配件

Spare Parts

常规刀柄 Basic toolholder	锁紧螺钉 Clamping Screw	冷却液喷嘴 Coolant spray nozzle	TORX PLUS®扳手 TORX PLUS® Wrench
HSK-L220...	5.12T20P	020.1008.2977	T20PQ



R=右手型-如图
R = right hand version shown

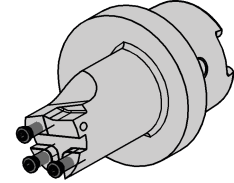
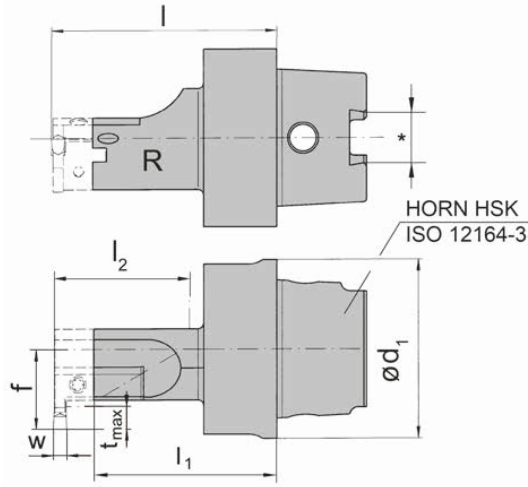
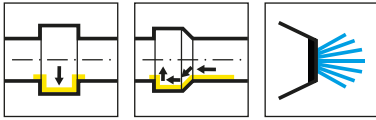
L=左手型
L = left hand version

产品型号 Part number	l_1	d_1	f_1	l	l_2	f	h_1	HWS
HSK-L220.0063.K2.IK	41.2	63	21.5	l_1+f_3	56.5	f_1+l_k	12.5	220001
HSK-R220.0063.K2.IK	41.2	63	21.5	l_1+f_3	56.5	f_1+l_k	12.5	220002

尺寸: Dmin, f3 and IK 见刀夹
Dimensions for Dmin, f3 and IK see cassettes

配件
Spare Parts

常规刀柄 Basic toolholder	锁紧螺钉 Clamping Screw	冷却液喷嘴 Coolant spray nozzle	TORX PLUS®扳手 TORX PLUS® Wrench
HSK-L220...	5.12T20P	020.1008.2977	T20PQ



R=右手型-如图
R = right hand version shown

L=左手型
L = left hand version

产品型号 Part number	f	d ₁	l	l ₁	l ₂	HWS
HSK-L224.0063.1K2	32	63	$l_1+b_1+w/2$	703	58	BK2242
HSK-L224.0063.2K2	32	63	$l_1+b_1+w/2$	90.3	78	BK2242
HSK-R224.0063.2K2	32	63	$l_1+b_1+w/2$	90.3	78	BK2241

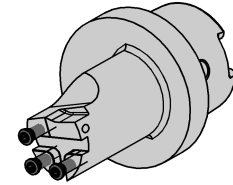
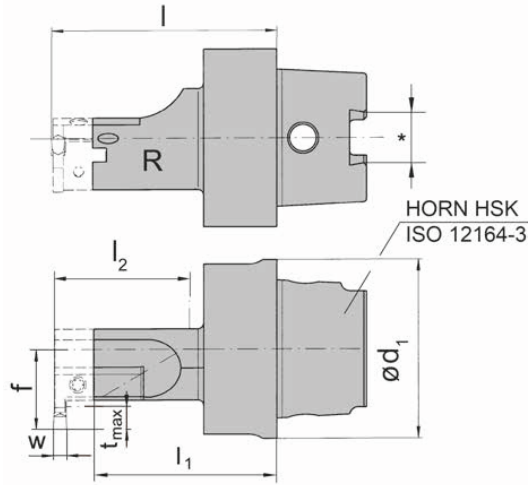
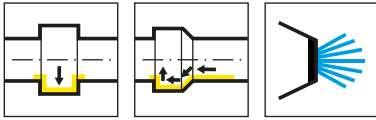
尺寸Dmin, tmax和w见刀夹
Dimensions for Dmin, tmax see cassettes

BK224未带内冷刀夹
For cassettes BK224 without coolant supply

配件

Spare Parts

常规刀柄 Basic toolholder	锁紧螺钉 Clamping Screw	TORX PLUS®扳手 TORX PLUS® Wrench
HSK-L224...	030.0518.T20P	T20PQ



R=右手型-如图
R = right hand version shown

L=左手型
L = left hand version

产品型号 Part number	f	d ₁	l	l ₁	l ₂	HWS
HSK-L229.0063.1K2	35.5	63	$l_1+b_1+w/2$	70.3	58	BK2292
HSK-L229.0063.2K2	35.5	63	$l_1+b_1+w/2$	90.3	78	BK2292
HSK-R229.0063.1K2	35.5	63	$l_1+b_1+w/2$	70.3	58	BK2291
HSK-R229.0063.2K2	35.5	63	$l_1+b_1+w/2$	90.3	78	BK2291

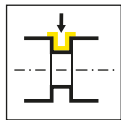
尺寸Dmin, tmax和w见刀夹
Dimensions for Dmin, tmax see cassettes

BK229未带内冷刀夹
For cassettes BK229 with coolant supply

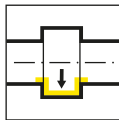
配件
Spare Parts

常规刀柄 Basic toolholder	锁紧螺钉 Clamping Screw	TORX PLUS®扳手 TORX PLUS® Wrench
HSK-L229...	030.0518.T20P	T20PQ

常规刀柄
Basic toolholder
HSKT63/HSKT100




页/Page
46-49, 52-53



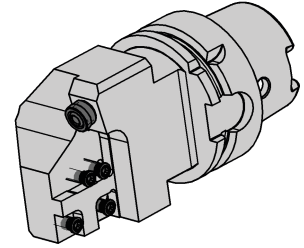
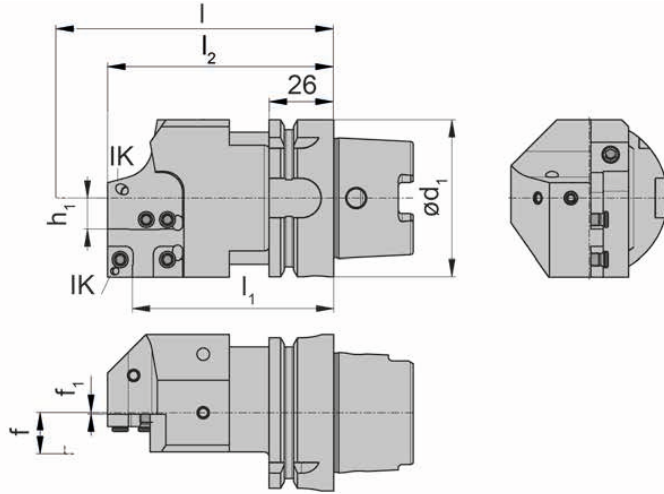
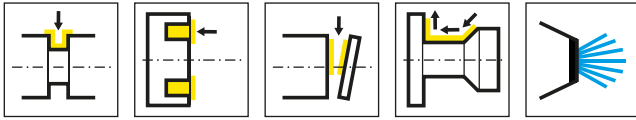
页/Page
50-51

HSKT63 / HSKT100



**HORN HSKT63/HSKT100,
符合 ISO 12164-3**

**HORN HSKT63 and
HSKT100 according
to ISO 12164-3**



R=右手型-如图
R = right hand version shown

L=左手型
L = left hand version

产品型号 Part number	l_1	d	f_1	l	l_2	f	h_1	HWS
HSKT63.L220.110.K1.IK	81	63	0.6	l_1+l_K	91	f_1+f_3	12.5	220002
HSKT63.L220.120.K1.IK	91	63	0.6	l_1+l_K	101	f_1+f_3	12.5	220002
HSKT63.L220.130.K1.IK	101	63	0.6	l_1+l_K	111	f_1+f_3	12.5	220002
HSKT63.L220.150.K1.IK	121	63	0.6	l_1+l_K	131	f_1+f_3	12.5	220002
HSKT63.L220.175.K1.IK	146	63	0.6	l_1+l_K	156	f_1+f_3	12.5	220002
HSKT63.R220.110.K1.IK	81	63	0.6	l_1+l_K	91	f_1+f_3	12.5	220001
HSKT63.R220.120.K1.IK	91	63	0.6	l_1+l_K	101	f_1+f_3	12.5	220001
HSKT63.R220.130.K1.IK	101	63	0.6	l_1+l_K	111	f_1+f_3	12.5	220001
HSKT63.R220.150.K1.IK	121	63	0.6	l_1+l_K	131	f_1+f_3	12.5	220001
HSKT63.R220.175.K1.IK	146	63	0.6	l_1+l_K	156	f_1+f_3	12.5	220001

IK和f3见刀夹
IK and f3 see cassettes

配件

Spare Parts

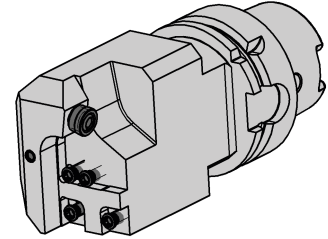
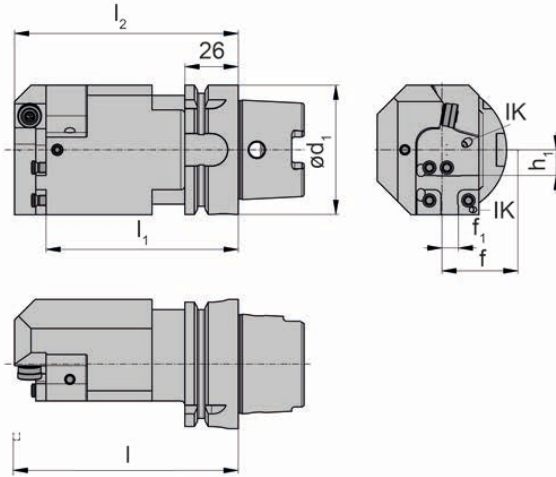
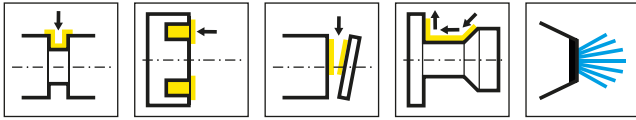
常规刀柄 Basic toolholder	锁紧螺钉 Clamping Screw	冷却液喷嘴 Coolant spray nozzle	TORX PLUS®扳手 TORX PLUS® Wrench
HSKT63...	5.12T20P	020.1008.2977	T20PQ

常规刀柄 Basic toolholder

HSKT63



A



R=右手型-如图
R = right hand version shown

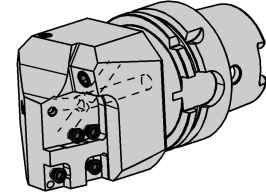
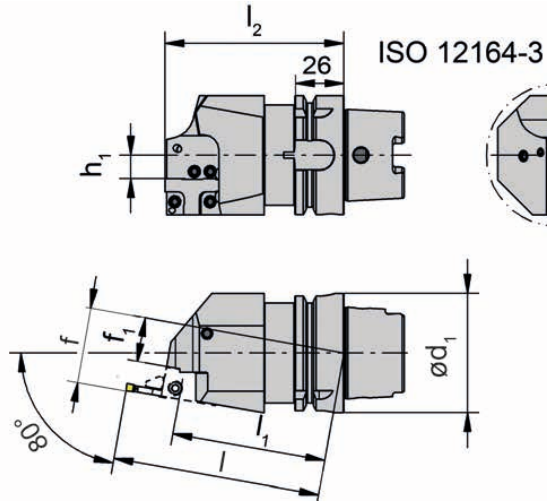
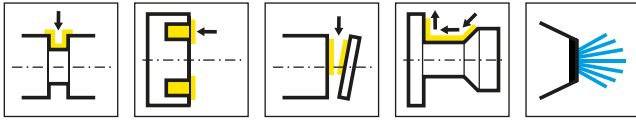
L=左手型
L = left hand version

产品型号 Part number	l_1	d	f_1	l	l_2	f	h_1	HWS
HSKT63.L220.110.K2.IK	93.6	63	8	l_1+l_K	108.8	f_1+l_K	12.5	220001
HSKT63.L220.130.K2.IK	101	63	8	l_1+l_K	111	f_1+l_K	12.5	220001
HSKT63.L220.150.K2.IK	133.6	63	8	l_1+l_K	148.8	f_1+l_K	12.5	220001
HSKT63.L220.175.K2.IK	158.6	63	8	l_1+l_K	117.8	f_1+l_K	12.5	220001
HSKT63.R220.110.K2.IK	93.6	63	8	l_1+l_K	108.8	f_1+l_K	12.5	220002
HSKT63.R220.130.K2.IK	113.6	63	8	l_1+l_K	111	f_1+l_K	12.5	220002
HSKT63.R220.150.K2.IK	133.6	63	8	l_1+l_K	148.8	f_1+l_K	12.5	220002
HSKT63.R220.175.K2.IK	158.6	63	8	l_1+l_K	173.8	f_1+l_K	12.5	220002

IK和f3见刀夹
IK and f3 see cassettes

配件 Spare Parts

常规刀柄 Basic toolholder	锁紧螺钉 Clamping Screw	冷却液喷嘴Coolant spray nozzle	TORX PLUS®扳手 TORX PLUS® Wrench
HSKT63...	5.12T20P	020.1008.2977	T20PQ



R=右手型-如图
R = right hand version shown

L=左手型
L = left hand version

产品型号 Part number	l_1	d_1	f_1	l	l_2	f	h_1	HWS
HSKT63.L220.110.K3.IK	81	63	23.4	l_1+l_k	94.5	f_1+f_3	12.5	220002
HSKT63.L220.120.K3.IK	91	63	25	l_1+l_k	104.7	f_1+f_3	12.5	220002
HSKT63.L220.130.K3.IK	101	63	26.8	l_1+l_k	114.8	f_1+f_3	12.5	220002
HSKT63.L220.150.K3.IK	121	63	30.3	l_1+l_k	135.1	f_1+f_3	12.5	220002
HSKT63.L220.175.K3.IK	146	63	34.7	l_1+l_k	160.5	f_1+f_3	12.5	220002
HSKT63.R220.110.K3.IK	81	63	23.4	l_1+l_k	94.5	f_1+f_3	12.5	220001
HSKT63.R220.120.K3.IK	91	63	25	l_1+l_k	104.7	f_1+f_3	12.5	220001
HSKT63.R220.130.K3.IK	101	63	26.8	l_1+l_k	114.8	f_1+f_3	12.5	220001
HSKT63.R220.150.K3.IK	121	63	30.3	l_1+l_k	135.1	f_1+f_3	12.5	220001
HSKT63.R220.175.K3.IK	146	63	34.7	l_1+l_k	160.5	f_1+f_3	12.5	220001

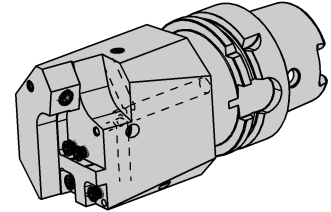
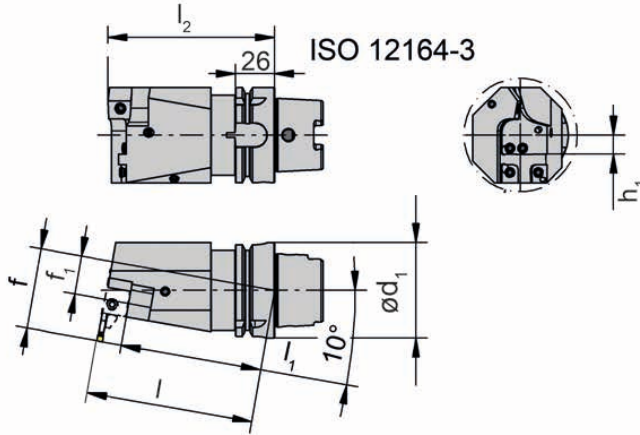
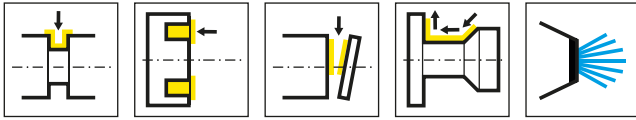
IK和f3见刀夹
IK and f3 see cassettes

用于有10°刀具安装倾斜角度的多任务机床
for using on multi-tasking machines with 10° orientation to spindle

配件

Spare Parts

常规刀柄 Basic toolholder	锁紧螺钉 Clamping Screw	TORX PLUS®扳手 TORX PLUS® Wrench
HSKT63...	5.12T20P	T20PQ



R=右手型-如图
R = right hand version shown

L=左手型
L = left hand version

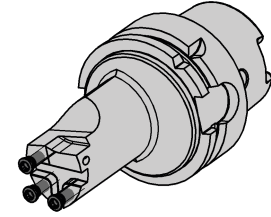
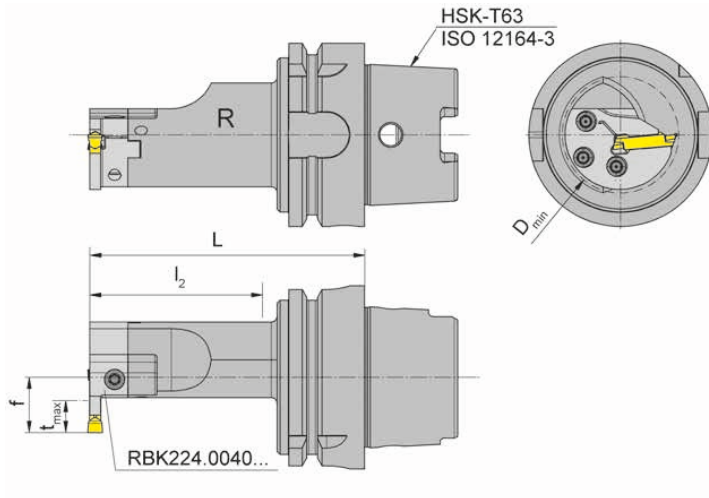
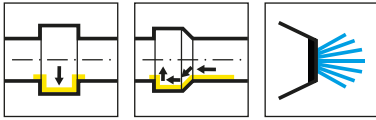
产品型号 Part number	l_1	d_1	f_1	l	l_2	f	h_1	HWS
HSKT63.L220.110.K4.IK	93.4	63	23.8	l_1+l_K	110.1	f_1+f_3	12.5	220001
HSKT63.L220.130.K4.IK	113.6	63	27.4	l_1+l_K	130.4	f_1+f_3	12.5	220001
HSKT63.L220.150.K4.IK	133.6	63	30.9	l_1+l_K	150	f_1+f_3	12.5	220001
HSKT63.L220.175.K4.IK	158.6	63	35.3	l_1+l_K	176.1	f_1+f_3	12.5	220001
HSKT63.R220.110.K4.IK	93.4	63	24.2	l_1+l_K	110.1	f_1+f_3	12.5	220002
HSKT63.R220.130.K4.IK	113.6	63	27.8	l_1+l_K	130.4	f_1+f_3	12.5	220002
HSKT63.R220.150.K4.IK	133.6	63	31.3	l_1+l_K	150	f_1+f_3	12.5	220002
HSKT63.R220.175.K4.IK	158.6	63	35.7	l_1+l_K	176.1	f_1+f_3	12.5	220002

IK和f3见刀夹
IK and f3 see cassettes

用于有10°刀具安装倾斜角度的多任务机床
for using on multi-tasking machines with 10° orientation to spindle

配件
Spare Parts

常规刀柄 Basic toolholder	锁紧螺钉 Clamping Screw	TORX PLUS®扳手 TORX PLUS® Wrench
HSKT63...	5.12T20P	T20PQ



R=右手型-如图
R = right hand version shown

L=左手型
L = left hand version

产品型号 Part number	f	L	t _{max}	D _{min}	l ₂	HWS
HSKT63.LB224.095.K2	19	95	11	39	60	BK2242
HSKT63.LB224.115.K2	19	115	11	39	80	BK2242
HSKT63.RB224.095.K2	19	95	11	39	60	BK2241
HSKT63.RB224.115.K2	19	115	11	39	80	BK2241

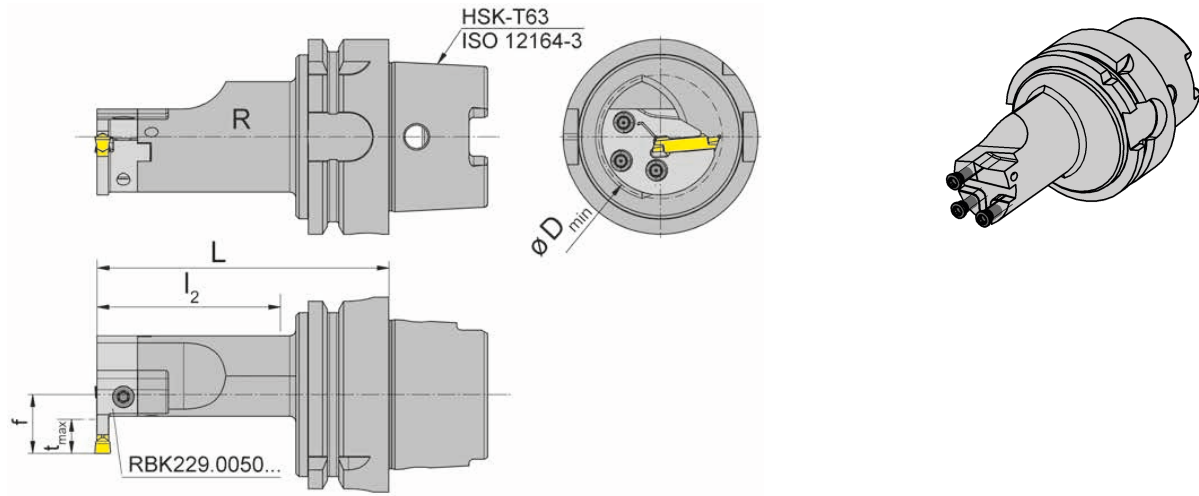
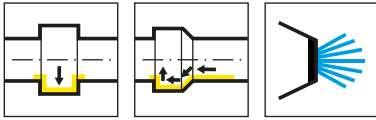
应用于多任务机床
for using on multi-tasking machines

BK224未带内冷刀夹
For kassettes BK224 **without** coolant supply

配件

Spare Parts

常规刀柄 Basic toolholder	锁紧螺钉 Clamping Screw	TORX PLUS®扳手 TORX PLUS® Wrench
HSKT63...	030.0518.T20P	T20PQ



R=右手型-如图
R = right hand version shown

L=左手型
L = left hand version

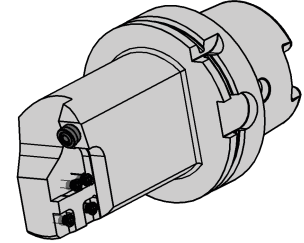
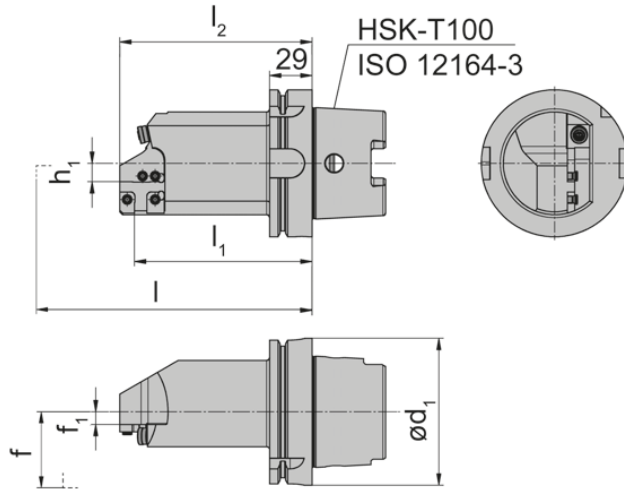
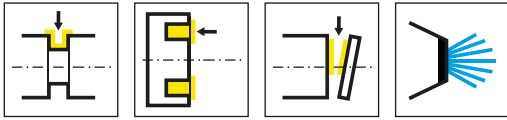
产品型号 Part number	f	L	t _{max}	D _{min}	l ₂	HWS
HSKT63.LB229.095.K2	24.2	95	12	50	60	BK2292
HSKT63.LB229.115.K2	24.2	115	12	50	80	BK2292
HSKT63.RB229.095.K2	24.2	95	12	50	60	BK2291

应用于多任务机床
for using on multi-tasking machines

BK224未带内冷刀夹
For cassettes BK224 **without** coolant supply

配件
Spare Parts

常规刀柄 Basic toolholder	锁紧螺钉 Clamping Screw	TORX PLUS®扳手 TORX PLUS® Wrench
HSKT63...	030.0518.T20P	T20PQ



R=右手型-如图
R = right hand version shown

L=左手型
L = left hand version

产品型号 Part number	l_1	d_1	f_1	l	l_2	f	h_1	HWS
HSKT100.L220.150.K1.IK	121	100	8.6	l_1+l_K	131	f_1+f_3	12.5	220002
HSKT100.R220.150.K1.IK	121	100	8.6	l_1+l_K	131	f_1+f_3	12.5	220001

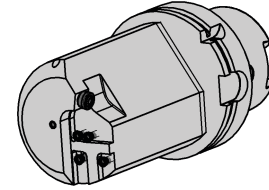
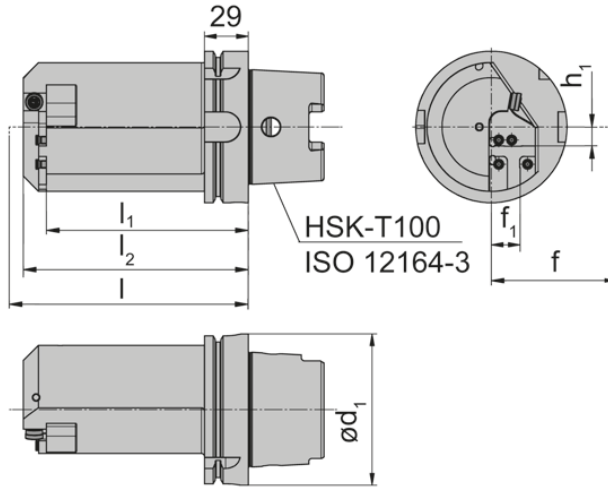
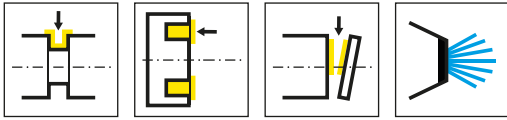
IK和f3见刀夹
IK and f3 see cassettes

应用于多任务机床
for using on multi-tasking machines

配件

Spare Parts

常规刀柄 Basic toolholder	锁紧螺钉 Clamping Screw	TORX PLUS®扳手 TORX PLUS® Wrench
HSKT100...	5.12T20P	T20PQ



R=右手型-如图
R = right hand version shown

L=左手型
L = left hand version

产品型号 Part number	l_1	d_1	f_1	l	l_2	f	h_1	HWS
HSKT100.L220.150.K2.IK	133.6	100	19	f_1+l_K	148.8	l_1+f_3	12.5	220001
HSKT100.R220.150.K2.IK	133.6	100	19	f_1+l_K	148.8	l_1+f_3	12.5	220002

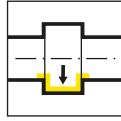
IK和f3见刀夹
IK and f3 see cassettes

应用于多任务机床
for using on multi-tasking machines

配件
Spare Parts

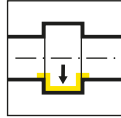
常规刀柄 Basic toolholder	锁紧螺钉 Clamping Screw	TORX PLUS®扳手 TORX PLUS® Wrench
HSKT100...	5.12T20P	T20PQ

常规刀柄
Basic toolholder
B223/B224/B229



页/Page
56, 58, 61

刀夹
Cassette
BK223/BK224/BK229



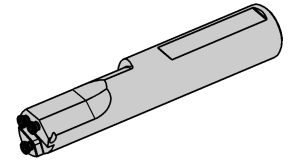
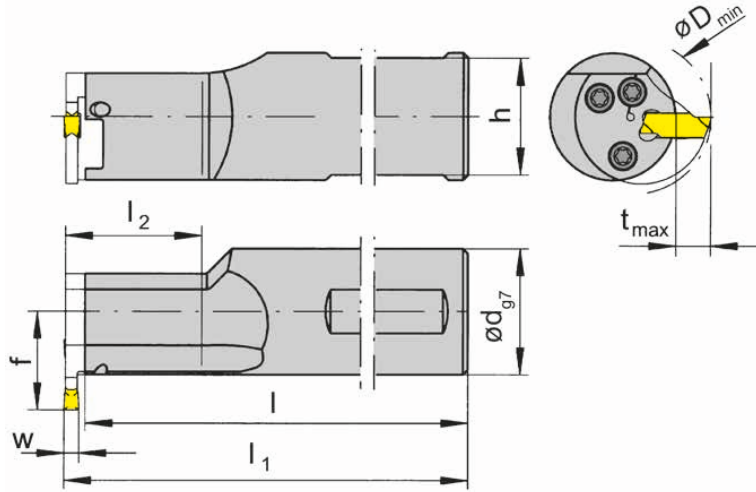
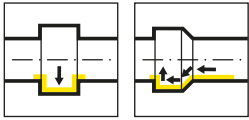
页/Page
57, 59-60, 62-63

BK



内孔加工刀夹

Cassettes for internal
machining



R=右手型-如图

R = right hand version shown

L=左手型

L = left hand version

产品型号 Part number	l_1	d	l	l_2	h	f	HWS
RB223.0025.1.K2	$l+b_1+w/2$	25	116.1	30	23	19.5	BK2231
RB223.0025.2.K2	$l+b_1+w/2$	25	146.1	60	23	19.5	BK2231
RB223.0032.1.K2	$l+b_1+w/2$	32	146.1	30	30	23	BK2231
RB223.0032.2.K2	$l+b_1+w/2$	32	176.1	60	30	23	BK2231
LB223.0025.1.K2	$l+b_1+w/2$	25	116.1	30	23	19.5	BK2232
LB223.0025.2.K2	$l+b_1+w/2$	25	146.1	60	23	19.5	BK2232
LB223.0032.1.K2	$l+b_1+w/2$	32	146.1	30	30	23	BK2232
LB223.0032.2.K2	$l+b_1+w/2$	32	176.1	60	30	23	BK2232

w见刀片

w see indexable inserts

Dmin, tmax, w和 b1 尺寸, 见刀夹

Dimensions for Dmin, tmax and b1 see cassettes

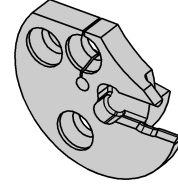
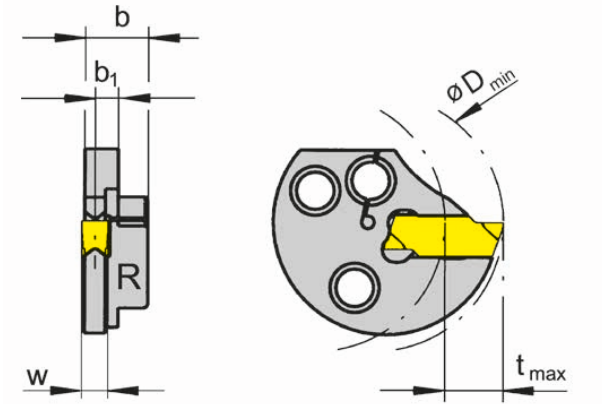
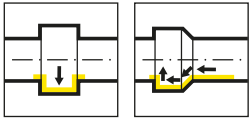
BK223未带内冷刀夹

For cassettes BK223 without coolant supply

配件

Spare Parts

常规刀柄 Basic toolholder	锁紧螺钉 Clamping Screw	TORX PLUS®扳手 TORX PLUS® Wrench
R/LB223...	4.09T15P	T15PL



R=右手型-如图
R = right hand version shown

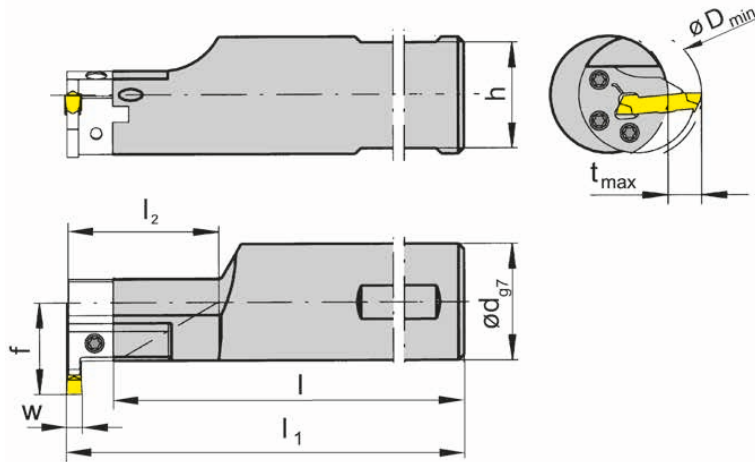
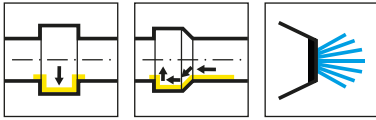
L=左手型
L = left hand version

产品型号 Part number	D_{min}	t_{max}	b	b_1	夹持范围 Clamping range	HWS	HMS
RBK223.0028.01	28	6.3	7.4	3.1	2.0-2.0	22301	BK2231
RBK223.0028.02	28	6.3	7.4	2.95	2.5-2.5	22302	BK2231
RBK223.0028.03	28	6.3	7.4	2.7	3.0-3.0	22303	BK2231
LBK223.0028.01	28	6.3	7.4	3.1	2.0-2.0	22301	BK2232
LBK223.0028.02	28	6.3	7.4	2.95	2.5-2.5	22302	BK2232
LBK223.0028.03	28	6.3	7.4	2.7	3.0-3.0	22303	BK2232

w见刀片
w see indexable inserts

锁紧螺钉包含在刀杆内,不需要单独订购
The fastening screw is combined with the basic toolholder - no separate order required.

BK223未带内冷刀夹
For basic toolholder B223 without coolant supply



R=右手型-如图
R = right hand version shown

L=左手型
L = left hand version

产品型号 Part number	l_1	d	l	l_2	h	f	HWS
RB224.0032.1.K2.IK	$l+b_1+w/2$	32	136.6	30	30	28	BK2241
RB224.0032.2.K2.IK	$l+b_1+w/2$	32	166.3	60	30	28	BK2241
RB224.0040.1.K2.IK	$l+b_1+w/2$	40	136.3	30	38	32	BK2241
RB224.0040.2.K2.IK	$l+b_1+w/2$	40	166.3	60	38	32	BK2241
LB224.0032.1.K2.IK	$l+b_1+w/2$	32	136.6	30	30	28	BK2242
LB224.0032.2.K2.IK	$l+b_1+w/2$	32	166.3	60	30	28	BK2242
LB224.0040.1.K2.IK	$l+b_1+w/2$	40	136.3	30	38	32	BK2242
LB224.0040.2.K2.IK	$l+b_1+w/2$	40	166.3	60	38	32	BK2242

w见刀片
w see indexable inserts

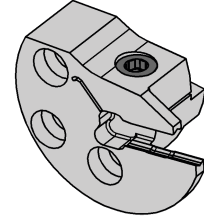
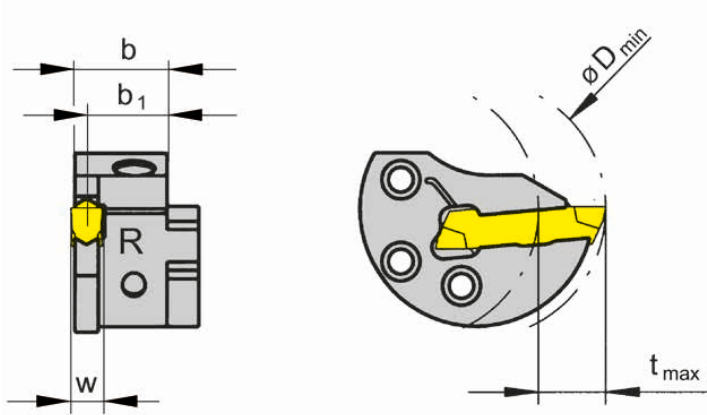
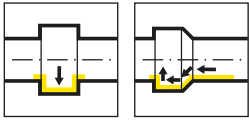
D_{min} , t_{max} , w和 b_1 尺寸, 见刀夹
Dimensions for D_{min} , t_{max} and b_1 see cassettes

BK224未带内冷刀夹
For cassettes BK224 with coolant supply

配件

Spare Parts

常规刀柄 Basic toolholder	锁紧螺钉 Clamping Screw	TORX PLUS®扳手 TORX PLUS® Wrench
R/LB224...	030.0518.T20P	T20PQ



R=右手型-如图
R = right hand version shown

L=左手型
L = left hand version

产品型号 Part number	D _{min}	t _{max}	b	b ₁	夹持范围 Clamping range	HWS	HMS
RBK224.0040.01	40	11	13.4	12.7	2.0-2.4	224018	B22401
RBK224.0040.02	40	11	13.35	12.45	2.4-2.8	224028	B22401
RBK224.0040.03	40	11	13.3	12.2	2.8-3.7	224038	B22401
RBK224.0040.04	40	11	13.15	11.7	3.7-4.4	224048	B22401
RBK224.0040.05	40	11	13.05	11.2	4.4-5.1	224058	B22401
RBK224.0040.06	40	11	12.95	10.7	5.1-6.1	224068	B22401
LBK224.0040.01	40	11	13.4	12.7	2.0-2.4	224018	B22402
LBK224.0040.02	40	11	13.35	12.45	2.4-2.8	224028	B22402
LBK224.0040.03	40	11	13.3	12.2	2.8-3.7	224038	B22402
LBK224.0040.04	40	11	13.15	11.7	3.7-4.4	224048	B22402
LBK224.0040.05	40	11	13.05	11.2	4.4-5.1	224058	B22402
LBK224.0040.06	40	11	12.95	10.7	5.1-6.1	224068	B22402

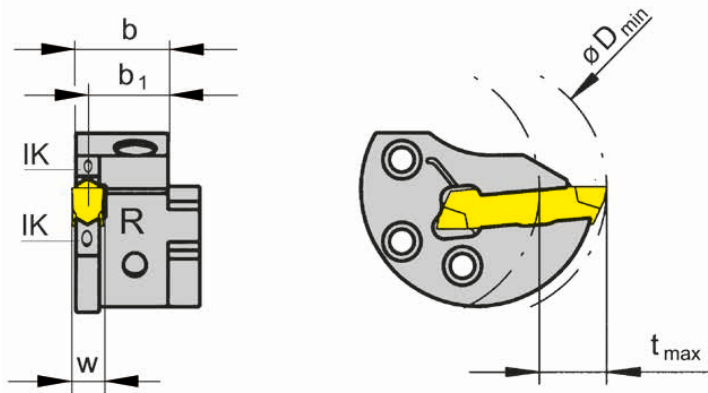
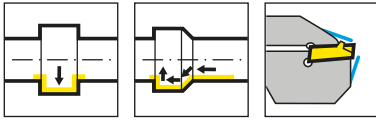
w见刀片
w see indexable inserts

锁紧螺钉包含在刀杆内,不需要单独订购
The fastening screw is combined with the basic toolholder - no separate order required.

BK224未带内冷刀夹
For basic toolholder B224 without coolant supply

配件
Spare Parts

刀夹 Cassette	锁紧螺钉 Clamping Screw	TORX PLUS®扳手 TORX PLUS® Wrench
R/LBK224...	5.13T20EP	T20PQ



R=右手型-如图
R = right hand version shown

L=左手型
L = left hand version

产品型号 Part number	D_{min}	t_{max}	b	b_1	夹持范围 Clamping range	HWS	HMS
RBK224.0040.01.IK	40	11	13.5	12.7	2.0-2.4	224018	B22401
RBK224.0040.02.IK	40	11	13.45	12.45	2.4-2.8	224028	B22401
RBK224.0040.03.IK	40	11	13.4	12.2	2.8-3.7	224038	B22401
RBK224.0040.04.IK	40	11	13.35	11.7	3.7-4.4	224048	B22401
RBK224.0040.05.IK	40	11	13.2	11.2	4.4-5.1	224058	B22401
RBK224.0040.06.IK	40	11	13.05	10.7	5.1-6.1	224068	B22401
LBK224.0040.01.IK	40	11	13.5	12.7	2.0-2.4	224018	B22402
LBK224.0040.02.IK	40	11	13.45	12.45	2.4-2.8	224028	B22402
LBK224.0040.03.IK	40	11	13.4	12.2	2.8-3.7	224038	B22402
LBK224.0040.04.IK	40	11	13.35	11.7	3.7-4.4	224048	B22402
LBK224.0040.05.IK	40	11	13.2	11.2	4.4-5.1	224058	B22402
LBK224.0040.06.IK	40	11	13.05	10.7	5.1-6.1	224068	B22402

w见刀片
w see indexable inserts

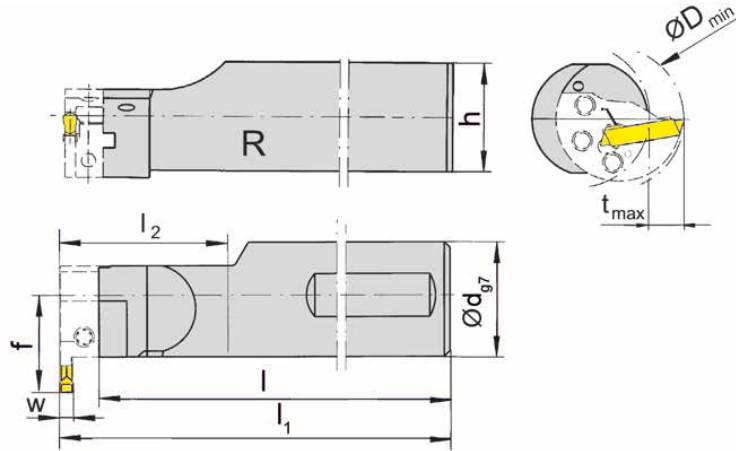
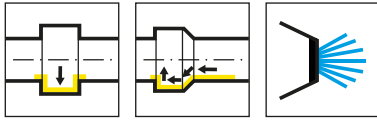
锁紧螺钉包含在刀杆内,不需要单独订购
The fastening screw is combined with the basic toolholder - no separate order required.

BK224内冷刀夹
For basic toolholder B224 with coolant supply

配件

Spare Parts

刀夹 Cassette	锁紧螺钉 Clamping Screw	TORX PLUS®扳手 TORX PLUS® Wrench
R/LBK224...	5.13T20EP	T20PQ



R=右手型-如图
R = right hand version shown

L=左手型
L = left hand version

产品型号 Part number	d	l	l ₂	h	f	HWS
RB229.0040.1.K2.IK	40	172.5	30	38	35.5	BK2291
RB229.0040.2.K2.IK	40	185.5	60	38	35.5	BK2291
LB229.0040.1.K2.IK	40	172.5	30	38	35.5	BK2292
LB229.0040.2.K2.IK	40	185.5	60	38	35.5	BK2292

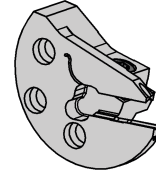
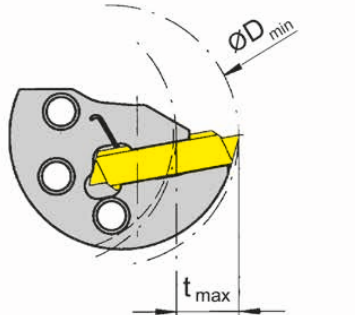
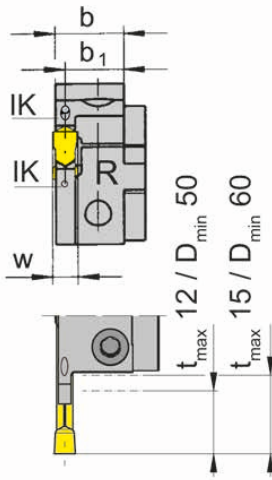
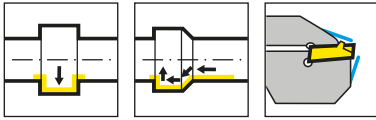
w见刀片
w see indexable inserts

Dmin, tmax, w和 b1 尺寸, 见刀夹
Dimensions for Dmin, tmax and b1 see cassettes

BK229内冷刀夹
For cassettes BK229 with coolant supply

配件
Spare Parts

常规刀柄 Basic toolholder	锁紧螺钉 Clamping Screw	TORX PLUS®扳手 TORX PLUS® Wrench
R/LB229...	030.0518.T20P	T20PQ



R=右手型-如图
R = right hand version shown

L=左手型
L = left hand version

产品型号 Part number	b	b ₁	夹持范围 Clamping range	HWS	HMS
RBK229.0050.03.IK	14.2	13	3.00-4.00	229030	BK2291
RBK229.0050.04.IK	14.15	12.5	4.00-5.09	229040	BK2291
RBK229.0050.05.IK	13.8	11.5	5.10-6.00	229050 • 229051	BK2292
LBK229.0050.03.IK	14.2	13	3.00-4.00	229030	BK2292
LBK229.0050.04.IK	14.15	12.5	4.00-5.09	229040	BK2292
LBK229.0050.05.IK	13.8	11.5	5.10-6.00	229050 • 229051	BK2292

w见刀片
w see indexable inserts

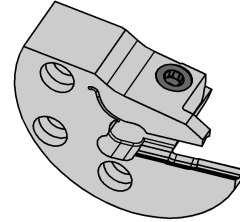
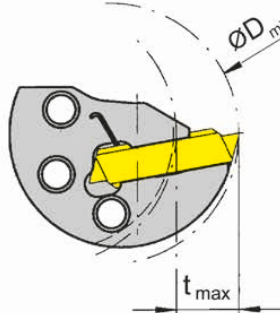
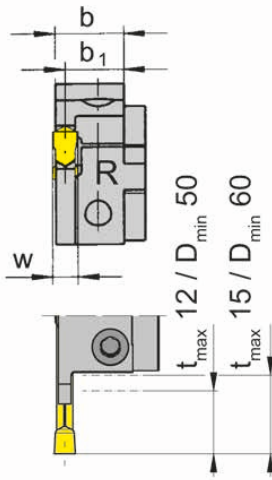
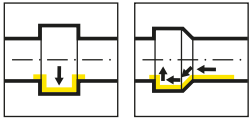
锁紧螺钉包含在刀杆内,不需要单独订购
The fastening screw is combined with the basic toolholder - no separate order required.

BK229内冷刀夹
For basic toolholder B229 with coolant supply

配件

Spare Parts

刀夹 Cassette	锁紧螺钉 Clamping Screw	TORX PLUS®扳手 TORX PLUS® Wrench
R/LBK229...	5.13T20EP	T20PQ



R=右手型-如图
R = right hand version shown

L=左手型
L = left hand version

产品型号 Part number	b	b ₁	夹持范围 Clamping range	HWS	HMS
RBK229.0050.03	14.25	13	3.00-4.00	229030	BK2291
RBK229.0050.04	14.2	12.5	4.00-5.09	229040	BK2291
RBK229.0050.05	13.85	11.5	5.10-6.00	229050 • 229051	BK2291
LBK229.0050.03	14.25	13	3.00-4.00	229030	BK2292
LBK229.0050.04	14.2	12.5	4.00-5.09	229040	BK2292
LBK229.0050.05	13.85	11.5	5.10-6.00	229050 • 229051	BK2292

w见刀片
w see indexable inserts

锁紧螺钉包含在刀杆内,不需要单独订购
The fastening screw is combined with the basic toolholder - no separate order required.

BK229未带内冷刀夹
For basic toolholder B229 without coolant supply

配件
Spare Parts

刀夹 Cassette	锁紧螺钉 Clamping Screw	TORX PLUS®扳手 TORX PLUS® Wrench
R/LBK229...	5.13T20EP	T20PQ

刀夹

Cassette

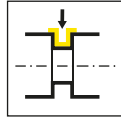
NK100/NK224/NK220/

NK274

NK34T/NK360/NK368/

NK356/NK316

NK64T

页/Page
66-75

NK

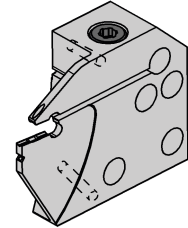
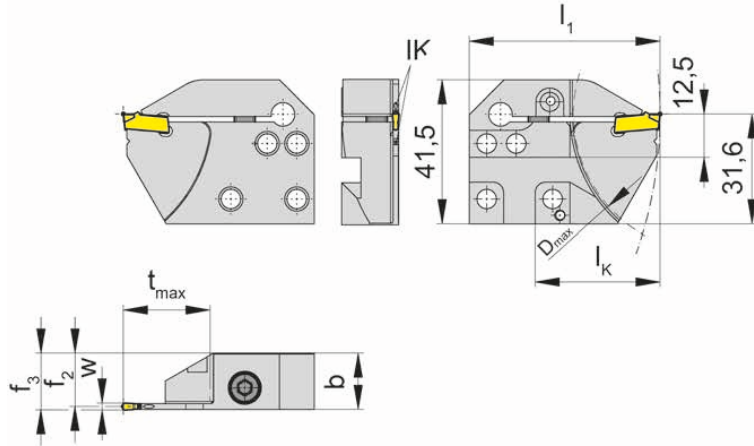
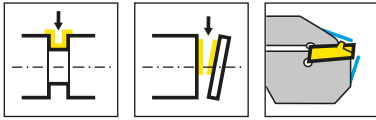


外圆加工刀夹

NK100 NK360
NK224 NK368
NK220 NK356
NK274 NK316
NK34T NK64T

Cassettes for external machining

NK100 NK360
NK224 NK368
NK220 NK356
NK274 NK316
NK34T NK64T



R=右手型-如图
R = right hand version shown

L=左手型
L = left hand version

产品型号 Part number	t_{max}	b	f_2	f_3	w	D_{max}	l_1	l_k	HWS	HMS
RNK100.3215.4.21.IK	25	16.25	15.4	$f_2+w/2$	2	80	55	36	100018	220001
RNK100.3215.4.22.IK	25	16.2	15.15	$f_2+w/2$	2.5	80	55	36	100028	220001
RNK100.3215.4.23.IK	25	16.25	14.9	$f_2+w/2$	3	80	55	36	100038	220001
RNK100.3215.4.24.IK	25	16.1	14.4	$f_2+w/2$	4	80	55	36	100048	220001
LNK100.3215.4.21.IK	25	16.25	15.4	$f_2+w/2$	2	80	55	36	100018	220002
LNK100.3215.4.22.IK	25	16.2	15.15	$f_2+w/2$	2.5	80	55	36	100028	220002
LNK100.3215.4.23.IK	25	16.25	14.9	$f_2+w/2$	3	80	55	36	100038	220002
LNK100.3215.4.24.IK	25	16.1	14.4	$f_2+w/2$	4	80	55	36	100048	220002

应用于多任务机床

for using on multi-tasking machines

锁紧螺钉包含在刀杆内,不需要单独订购

The fastening screw is combined with the basic toolholder - no separate order required.

冷却液出口:

上夹爪和刀片下支撑处

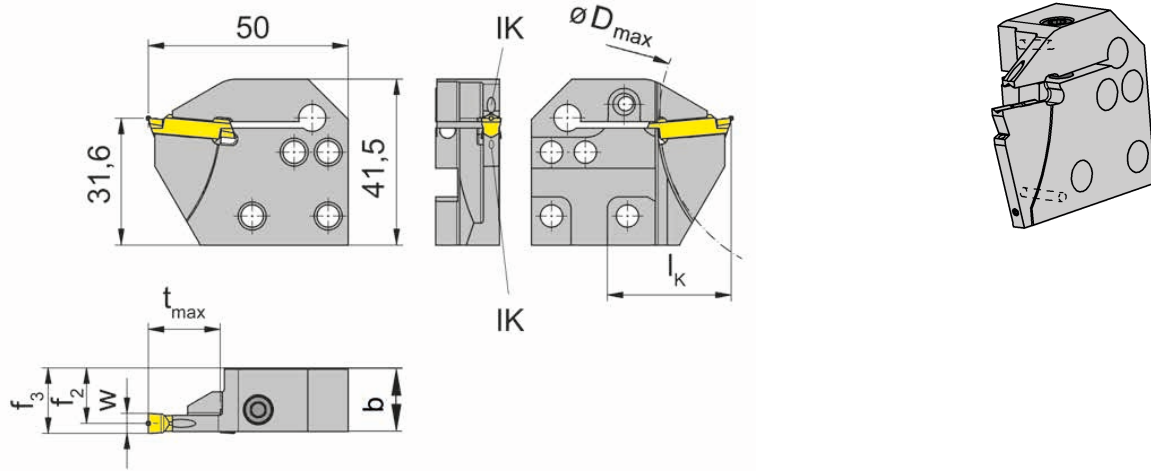
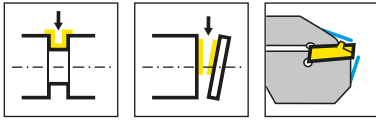
Coolant outlet:

Through clamping finger and insert support

配件

Spare Parts

刀夹 Cassette	锁紧螺钉 Clamping Screw	TORX PLUS®扳手 TORX PLUS® Wrench
R/LNK100...	6.23T25P	T25PQ



R=右手型-如图
R = right hand version shown

L=左手型
L = left hand version

产品型号 Part number	t _{max}	b	f ₂	f ₃	D _{max}	l _k	夹持范围 Clamping range	HWS	HMS
RNK224.3215.2.01.IK	18	16.1	15.4	f ₂ +w/2	80	31	2.0-2.4	224018	220001
RNK224.3215.2.02.IK	18	16.15	15.15	f ₂ +w/2	80	31	2.4-2.8	224028	220001
RNK224.3215.4.03.IK	18	16.15	14.9	f ₂ +w/2	80	31	2.8-3.7	224038	220001
RNK224.3215.4.04.IK	18	16.05	14.4	f ₂ +w/2	80	31	3.7-4.4	224048	220001
RNK224.3215.4.05.IK	18	15.95	13.9	f ₂ +w/2	80	31	4.4-5.1	224058	220001
RNK224.3215.4.06.IK	18	15.8	13.4	f ₂ +w/2	80	31	5.1-6.1	224068	220001
LNK224.3215.2.01.IK	18	16.1	15.4	f ₂ +w/2	80	31	2.0-2.4	224018	220002
LNK224.3215.2.02.IK	18	16.15	15.15	f ₂ +w/2	80	31	2.4-2.8	224028	220002
LNK224.3215.4.03.IK	18	16.15	14.9	f ₂ +w/2	80	31	2.8-3.7	224038	220002
LNK224.3215.4.04.IK	18	16.05	14.4	f ₂ +w/2	80	31	3.7-4.4	224048	220002
LNK224.3215.4.05.IK	18	15.95	13.9	f ₂ +w/2	80	31	4.4-5.1	224058	220002
LNK224.3215.4.06.IK	18	15.8	13.4	f ₂ +w/2	80	31	5.1-6.1	224068	220002

w见刀片
w see inserts

锁紧螺钉包含在刀杆内,不需要单独订购
The fastening screw is combined with the basic toolholder - no separate order required.

冷却液出口:

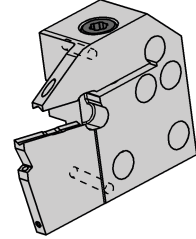
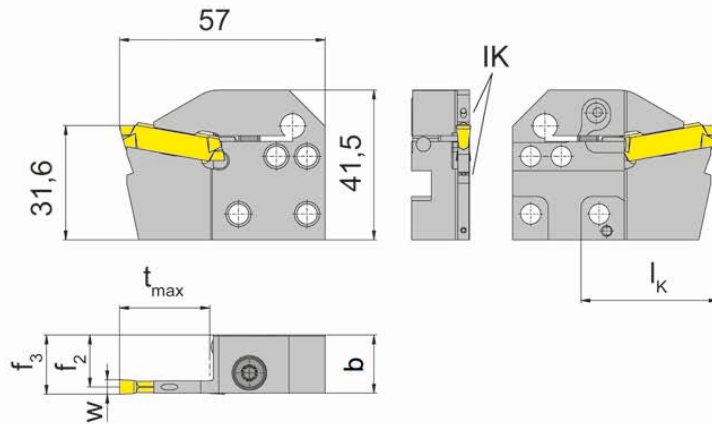
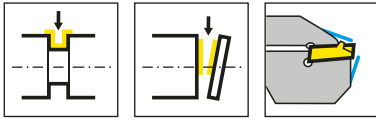
- .2. = 通过刀片支撑
- .4. = 通过上夹爪和刀片支撑

Coolant outlet:

- .2. = Through insert support
- .4. = Through clamping finger and insert support

配件
Spare Parts

刀夹 Cassette	锁紧螺钉 Clamping Screw	TORX PLUS®扳手 TORX PLUS® Wrench
R/LNK224...	5.13T20P	T20PQ



R=右手型-如图

R = right hand version shown

L=左手型

L = left hand version

产品型号 Part number	t _{max}	b	f ₂	f ₃	D _{max}	l ₁	l _k	夹持范围 Clamping range	HWS	HMS
RNK220.3215.4.03.IK	25	16.2	14.9	f ₂ +w/2	-	57	38	3.00-3.80	229030	220001
RNK220.3215.4.04.IK	25	16.1	14.4	f ₂ +w/2	-	57	38	3.80-4.40	229040	220001
RNK220.3215.4.05.IK	25	15.95	13.9	f ₂ +w/2	-	57	38	4.40-5.09	229050 • 229051	220001
RNK220.3215.4.06.IK	25	15.85	13.4	f ₂ +w/2	-	57	38	5.10-6.09	229060 • 229061	220001
RNK220.3218.4.13.IK	15	18.4	17.1	f ₂ +w/2	180	51	32	3.00-3.80	229030	220001
RNK220.3218.4.14.IK	15	18.3	16.6	f ₂ +w/2	180	51	32	3.80-4.40	229040	220001
RNK220.3218.4.15.IK	15	18.15	16.1	f ₂ +w/2	180	51	32	4.40-5.09	229050 • 229051	220001
RNK220.3218.4.16.IK	15	18.05	15.6	f ₂ +w/2	180	51	32	5.10-6.09	229060 • 229061	220001
LNK220.3215.4.03.IK	25	16.2	14.9	f ₂ +w/2	-	57	38	3.00-3.80	229030	220002
LNK220.3215.4.04.IK	25	16.1	14.4	f ₂ +w/2	-	57	38	3.80-4.40	229040	220002
LNK220.3215.4.05.IK	25	15.95	13.9	f ₂ +w/2	-	57	38	4.40-5.09	229050 • 229051	220002
LNK220.3215.4.06.IK	25	15.85	13.4	f ₂ +w/2	-	57	38	5.10-6.09	229060 • 229061	220002
LNK220.3218.4.13.IK	15	18.4	17.1	f ₂ +w/2	180	51	32	3.00-3.80	229030	220002
LNK220.3218.4.14.IK	15	18.3	16.6	f ₂ +w/2	180	51	32	3.80-4.40	229040	220002
LNK220.3218.4.15.IK	15	18.15	16.1	f ₂ +w/2	180	51	32	4.40-5.09	229050 • 229051	220002
LNK220.3218.4.16.IK	15	18.05	15.6	f ₂ +w/2	180	51	32	5.10-6.09	229060 • 229061	220002

w见刀片

w see inserts

锁紧螺钉包含在刀杆内,不需要单独订购

The fastening screw is combined with the basic toolholder - no separate order required.

冷却液出口:

通过上夹爪和刀片支撑

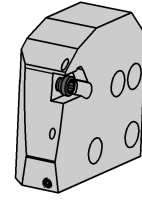
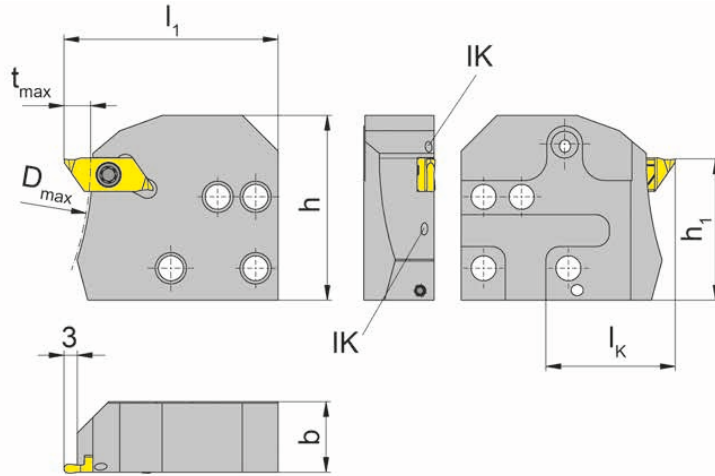
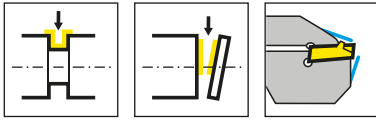
Coolant outlet:

Through clamping finger and insert support

配件

Spare Parts

刀夹 Cassette	锁紧螺钉 Clamping Screw	TORX PLUS®扳手 TORX PLUS® Wrench
R/LNK220...	6.23T25P	T25PQ



R=右手型-如图
R = right hand version shown

L=左手型
L = left hand version

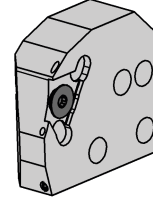
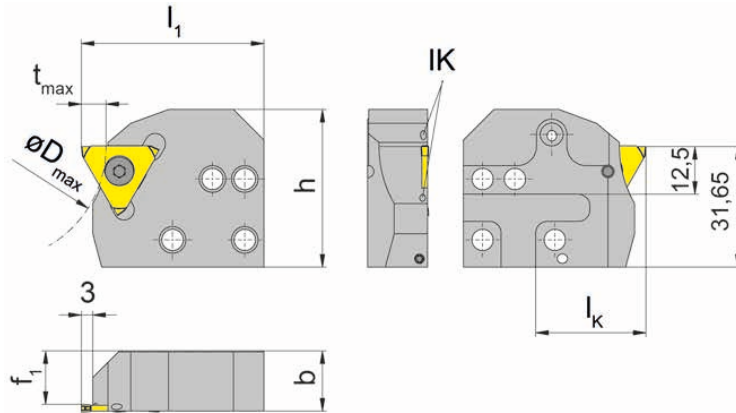
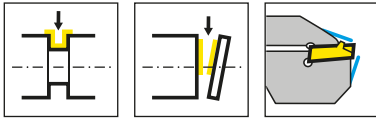
产品型号 Part number	t _{max}	b	f ₂	D _{max}	l ₁	h	h ₁	l _k	夹持范围 Clamping range	HWS	HMS
RNK274.0220.4.04.IK	6	15.8	16	150	48	41.4	31.65	29	4-4	274040R	220001
LNK274.0220.4.04.IK	6	15.8	16	150	48	41.4	31.65	29	4-4	274040L	220002

锁紧螺钉包含在刀杆内,不需要单独订购
The fastening screw is combined with the basic toolholder - no separate order required.

冷却液出口:
通过上夹爪和刀片支撑
Coolant outlet:
Through clamping finger and insert support

配件
Spare Parts

刀夹 Cassette	锁紧螺钉 Clamping Screw	TORX PLUS®扳手 TORX PLUS® Wrench
R/LNK274.0220.4.04.IK	030.3509.T15P	T15PQ



R=右手型-如图
R = right hand version shown

L=左手型
L = left hand version

产品型号 Part number	t _{max}	b	f	f ₁	D _{max}	l ₁	h	l _k	夹持范围 Clamping range	HWS	HMS
RNK34T.0220.4.00.IK	6.5	15.8	f ₁ +w+a ₁	15	60	48	41.4	29	1.03-1.03	34T00R	220001
RNK34T.0220.4.10.IK	6.5	15.8	f ₁ +w+a ₁	14.3	60	48	41.4	29	2.00-2.00	34T01N	220001
RNK34T.0220.4.20.IK	6.5	15.8	f ₁ +w+a ₁	13.3	60	48	41.4	29	2.01-3.00	34T02N	220001
RNK34T.0220.4.30.IK	6.5	15.8	f ₁ +w+a ₁	12.3	60	48	41.4	29	3.01-4.00	34T03N	220001
RNK34T.0220.4.40.IK	6.5	15.8	f ₁ +w+a ₁	11.3	60	48	41.4	29	4.01-5.00	34T04N	220001
LNK34T.0220.4.00.IK	6.5	15.8	f ₁ +w+a ₁	15	60	48	41.4	29	1.03-1.03	34T00L	220002
LNK34T.0220.4.10.IK	6.5	15.8	f ₁ +w+a ₁	14.3	60	48	41.4	29	2.00-2.00	34T01N	220002
LNK34T.0220.4.20.IK	6.5	15.8	f ₁ +w+a ₁	13.3	60	48	41.4	29	2.01-3.00	34T02N	220002
LNK34T.0220.4.30.IK	6.5	15.8	f ₁ +w+a ₁	12.3	60	48	41.4	29	3.01-4.00	34T03N	220002
LNK34T.0220.4.40.IK	6.5	15.8	f ₁ +w+a ₁	11.3	60	48	41.4	29	4.01-5.00	34T04N	220002

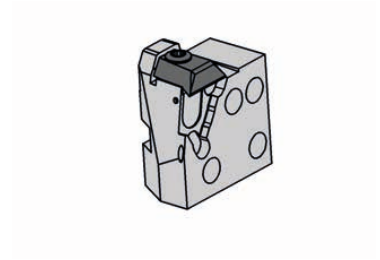
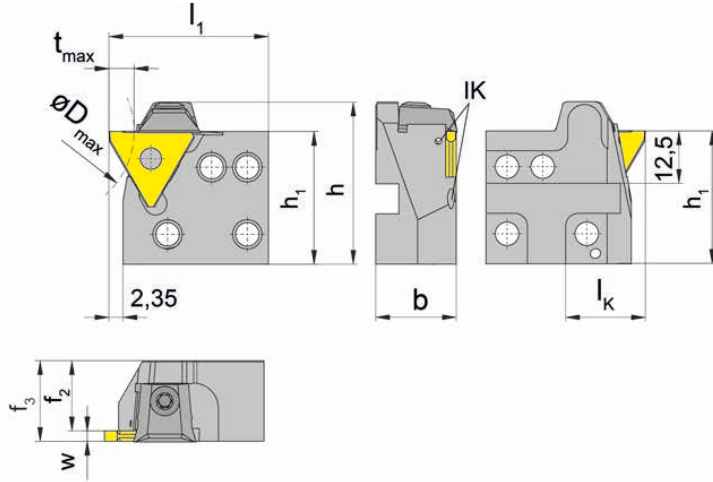
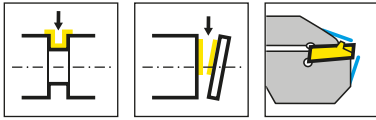
w, a1见刀片
w, a1 see indexable inserts

锁紧螺钉包含在刀杆内,不需要单独订购
The fastening screw is combined with the basic toolholder - no separate order required.

冷却液出口:
通过上夹爪和刀片支撑
Coolant outlet:
Through clamping finger and insert support

配件 Spare Parts

刀夹 Cassette	锁紧螺钉 Clamping Screw	TORX PLUS®扳手 TORX PLUS® Wrench
R/LNK34T.0220.4.00.IK/...10.IK	030.4093.T15P	T15PQ
R/LNK34T.0220.4.20.IK	030.4010.T15P	T15PQ
R/LNK34T.0220.4.30.IK/...40.IK	030.5012.T15P	T15PQ



R=右手型-如图
R = right hand version shown

L=左手型
L = left hand version

产品型号 Part number	t _{max}	b	f ₂	f ₃	D _{max}	l ₁	h	h ₁	l _k	夹持范围 Clamping range	HWS	HMS
RNK360.0220.5.01.IK	4	19.2	17.7	f ₂ +w-a ₁	40	38	38.65	31.65	19	0.5-1.9	31201N•31201R•31201L •31208N•31211N	220001
RNK360.0220.5.02.IK	6	19.2	16.7	f ₂ +w-a ₁	40	38	38.65	31.65	19	1.9-2.9	31202N•31202R•31202L	220001
RNK360.0220.5.03.IK	6	19.2	15.7	f ₂ +w-a ₁	40	38	38.65	31.65	19	2.9-3.9	31203N•31203R•31203L	220001
RNK360.0220.5.04.IK	6	19.2	14	f ₂ +w-a ₁	40	38	38.65	31.65	19	3.9-6.3	31204N•31204R•31204L	220001
LNK360.0220.5.01.IK	4	19.2	17.7	f ₂ +w-a ₁	40	38	38.65	31.65	19	0.5-1.9	31201N•31201R•31201L •31208N•31211N	220002
LNK360.0220.5.02.IK	6	19.2	16.7	f ₂ +w-a ₁	40	38	38.65	31.65	19	1.9-2.9	31202N•31202R•31202L	220002
LNK360.0220.5.03.IK	6	19.2	15.7	f ₂ +w-a ₁	40	38	38.65	31.65	19	2.9-3.9	31203N•31203R•31203L	220002
LNK360.0220.5.04.IK	6	19.2	14	f ₂ +w-a ₁	40	38	38.65	31.65	19	3.9-6.3	31204N•31204R•31204L	220002

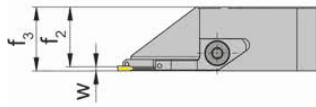
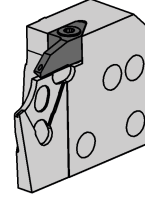
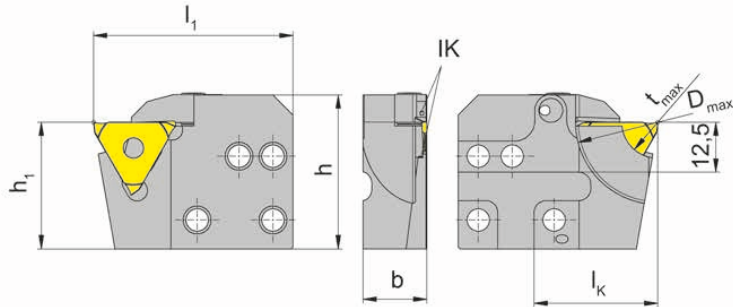
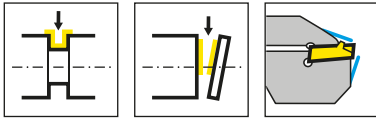
w, a₁见刀片
w, a₁ see indexable inserts

锁紧螺钉包含在刀杆内,不需要单独订购
The fastening screw is combined with the basic toolholder - no separate order required.

冷却液出口:
通过刀片支撑
Coolant outlet: Through
insert support

配件
Spare Parts

刀夹 Cassette	压板 Clamping element	TORX PLUS®扳手 TORX PLUS® Wrench
R/LNK360...	14.4	T15PQ



R=右手型-如图

R = right hand version shown

L=左手型

L = left hand version

产品型号 Part number	t _{max}	b	f ₂	f ₃	D _{max}	h	h ₁	l _k	夹持范围 Clamping range	HWS	HMS
RNK368.0220.4.01.IK	8	16	15	f ₂ +w-a ₁	40	38.5	31.65	31	0.5-1.2	31208N	220001
RNK368.0220.4.02.IK	8	16	14.7	f ₂ +w-a ₁	40	38.5	31.65	31	1.2-1.5	31211N	220001
LNK368.0220.4.01.IK	8	16	15	f ₂ +w-a ₁	40	38.5	31.65	31	0.5-1.2	31208N	220002
LNK368.0220.4.02.IK	8	16	14.7	f ₂ +w-a ₁	40	38.5	31.65	31	1.2-1.5	31211N	220002

w, a₁见刀片

w, a₁ see indexable inserts

锁紧螺钉包含在刀杆内,不需要单独订购

The fastening screw is combined with the basic toolholder - no separate order required.

冷却液出口:

通过上夹爪和刀片支撑

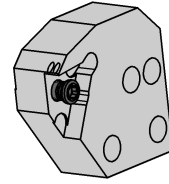
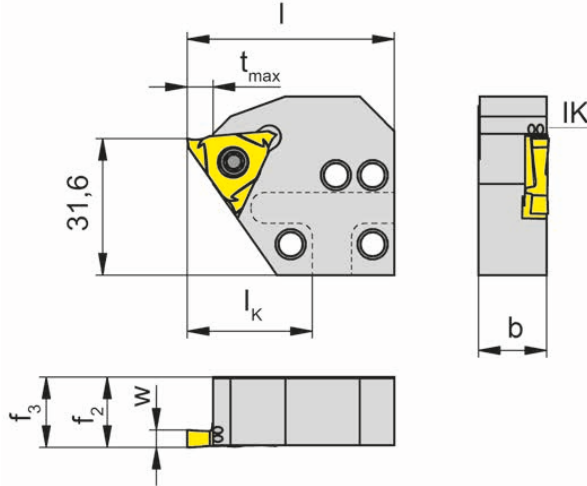
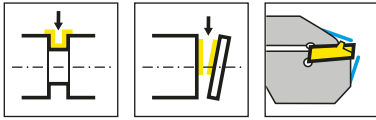
Coolant outlet:

Through clamping finger and insert support

配件

Spare Parts

刀夹 Cassette	压板 Clamping element	TORX PLUS®扳手 TORX PLUS® Wrench
LNK368.0220.4....	010.0004.0586	T10PL
RNK368.0220.4....	010.0004.0620	T10PL



R=右手型-如图
R = right hand version shown

L=左手型
L = left hand version

产品型号 Part number	t _{max}	b	f ₂	f ₃	D _{max}	l	l _k	夹持范围 Clamping range	HWS	HMS
RNK356.0220.03.IK	5	15.8	16.1	f ₃ =f ₂	-	48	29	NaN-NaN	31503L	220001
RNK356.0220.05.IK	5	15.8	16.3	f ₃ =f ₂	-	48	29	NaN-NaN	31505L	220001
RNK356.0220.4.23.IK	5	15.8	16.3	f ₃ =f ₂	150	48	29	NaN-NaN	31503L	220001
RNK356.0220.4.25.IK	5	15.8	16.3	f ₃ =f ₂	150	48	29	NaN-NaN	31505L	220001
RNK356.0220.S.4.03.IK	6	15.8	16.1	f ₃ =f ₂	150	48	29	NaN-NaN	S31503L	220001
RNK356.1220.5.16.IK	5	16	16.3	f ₃ =f ₂	35	38	19	1.1-6.6	31505L	220001
LNK356.0220.03.IK	5	15.8	16.1	f ₃ =f ₂	-	48	29	NaN-NaN	31503R	220002
LNK356.0220.05.IK	5	15.8	16.3	f ₃ =f ₂	-	48	29	NaN-NaN	31505R	220002
LNK356.0220.4.23.IK	5	15.8	16.3	f ₃ =f ₂	150	48	29	NaN-NaN	31503R	220002
LNK356.0220.4.25.IK	5	15.8	16.3	f ₃ =f ₂	150	48	29	NaN-NaN	31505R	220002
LNK356.0220.S.4.03.IK	6	15.8	16.1	f ₃ =f ₂	150	48	29	NaN-NaN	S31503R	220002
LNK356.1220.5.16.IK	5	16	16.3	f ₃ =f ₂	35	38	19	1.1-6.6	31505R	220002

锁紧螺钉包含在刀杆内,不需要单独订购
The fastening screw is combined with the basic toolholder - no separate order required.

冷却液出口:

.03./05. = 通过上夹爪和刀片支撑
.23./25. = 刀片支撑

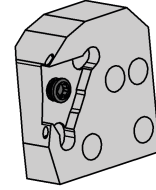
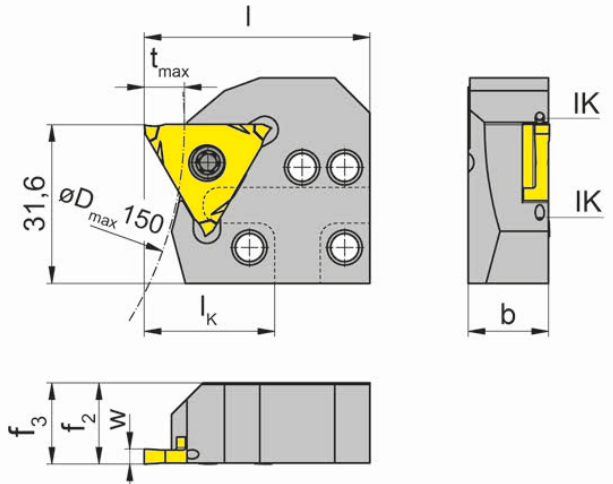
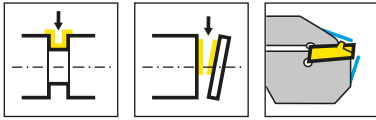
Coolant outlet:

.03./05.. = Through clamping finger and insert support
.23./25. = Through insert support

配件

Spare Parts

刀夹 Cassette	锁紧螺钉 Clamping Screw	TORX PLUS®扳手 TORX PLUS® Wrench
R/LNK356...	5.12T20P	T20PQ



R=右手型-如图

R = right hand version shown

L=左手型

L = left hand version

产品型号 Part number	t _{max}	b	f ₂	f ₃	D _{max}	l	l _k	HWS	HMS
RNK316.0220.4.03.IK	8	16	18.1	f ₃ =f ₂	150	45	26	31603R	220001
RNK316.0220.4.05.IK	8	16	16.2	f ₃ =f ₂	150	45	26	31605R	220001
RNK316.0220.S3.4.03.IK	8	16	16.2	f ₃ =f ₂	150	45	26	S31603R	220001
LNK316.0220.4.03.IK	8	16	18.1	f ₃ =f ₂	150	45	26	31603L	220002
LNK316.0220.4.05.IK	8	16	16.2	f ₃ =f ₂	150	45	26	31605L	220002
LNK316.0220.S3.4.03.IK	8	16	16.2	f ₃ =f ₂	150	45	26	S31603L	220002

锁紧螺钉包含在刀杆内,不需要单独订购

The fastening screw is combined with the basic toolholder - no separate order required.

冷却液出口:

通过上夹爪和刀片支撑

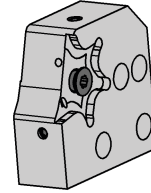
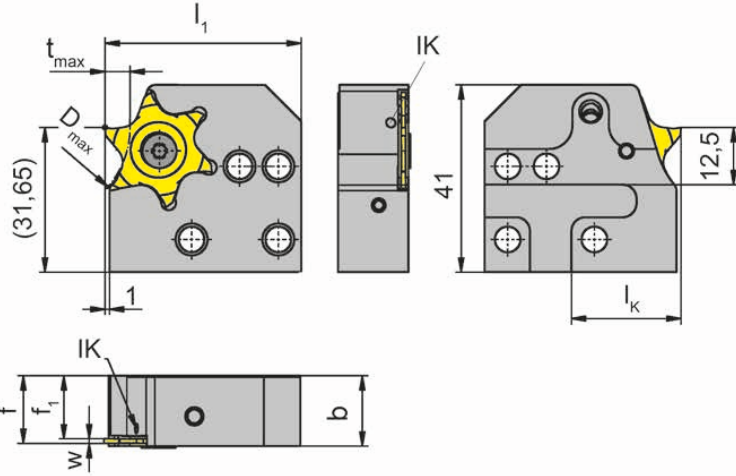
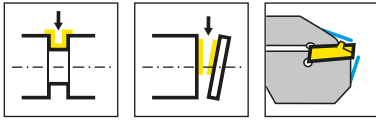
Coolant outlet:

Through clamping finger and insert support

配件

Spare Parts

刀夹 Cassette	锁紧螺钉 Clamping Screw	TORX PLUS®扳手 TORX PLUS® Wrench
R/LNK316...	5.12T20P	T20PQ



R=右手型-如图
R = right hand version shown

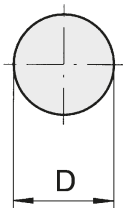
L=左手型
L = left hand version

产品型号 Part number	t _{max}	b	f	f ₁	D _{max}	l ₁	l _k	HWS	HMS
RNK64T.0220.01.IK	5.5	15.4	f ₁ +w+a ₁	13.2	100	43	24	64T01N	220001
RNK64T.0220.02.IK	5.5	15.4	f ₁ +w+a ₁	12.7	100	43	24	64T02N	220001
LNK64T.0220.01.IK	5.5	15.4	f ₁ +w+a ₁	13.2	100	43	24	64T01N	220002
LNK64T.0220.02.IK	5.5	15.4	f ₁ +w+a ₁	12.7	100	43	24	64T02N	220002

w, a1 见刀片
w, a1 see indexable inserts

锁紧螺钉包含在刀杆内, 不需要单独订购
The fastening screw is combined with the basic toolholder - no separate order required.

切槽和切断实心棒料
Grooving and parting off solid bars

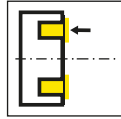


Dmin	tmax
40	5,5
45	5
50	4,5
55	4
65	3,5
70	3,5
80	3
100	2,5

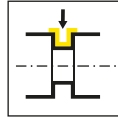
配件
Spare Parts

刀夹 Cassette	锁紧螺钉 Clamping Screw	TORX PLUS®扳手 TORX PLUS® Wrench
R/LNK64T...	030.4010.T15P	T15PQ

常规刀柄
Basic toolholder
B224/220

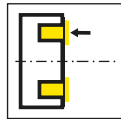


页/Page
78



页/Page
79-80

刀夹
Cassette
AK25A/LAK224/
RAK224/LIK224
RIK224/LAK220/
RAK220/LIK220/RIK220



页/Page
81-98

R/LAK
R/LIK

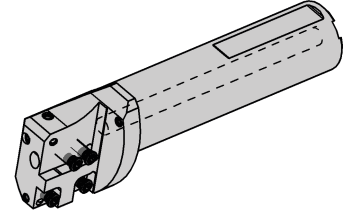
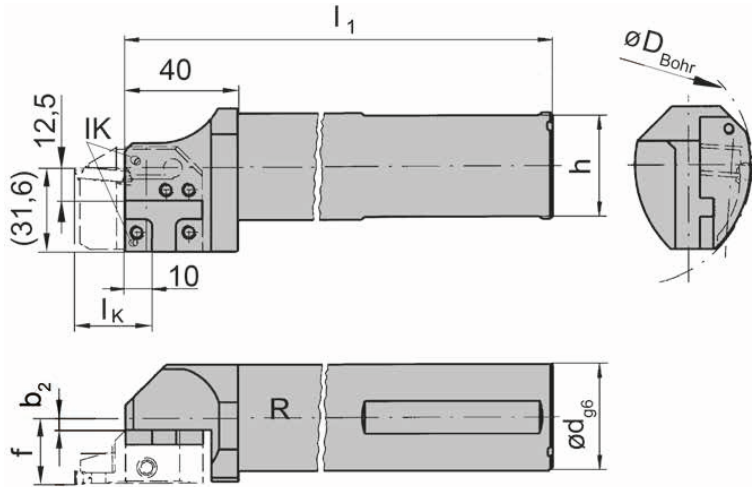
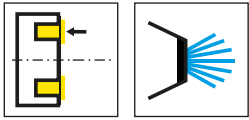


端面加工刀夹

- 常规刀柄
- 25A
- 224
- 220

Cassettes for face grooving

- Basic toolholder
- 25A
- 224
- 220



R=右手型-如图
R = right hand version shown

L=左手型
L = left hand version

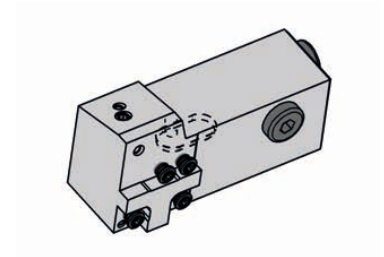
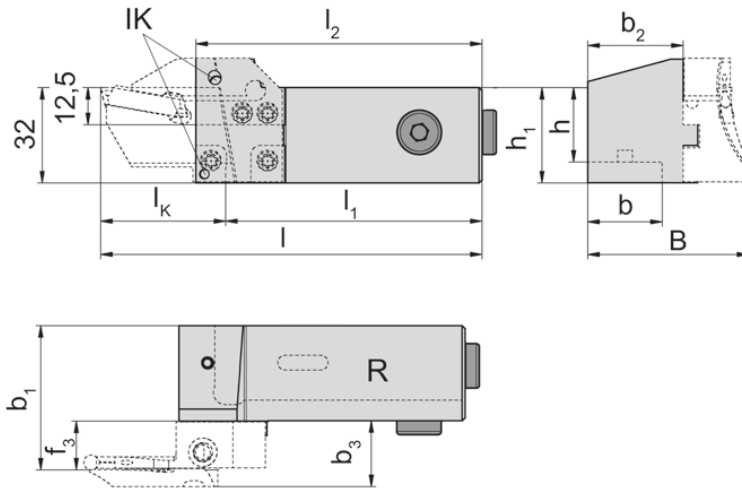
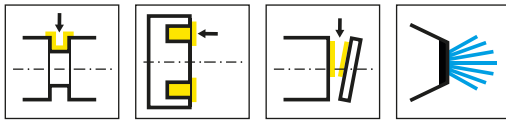
产品型号 Part number	f	d	l_1	h	b_2	D_{Bohr}	HWS
RB224.0032.K1.IK	b_2+f_3	32	181	30	0.41	90	220001
RB224.0040.K1.IK	b_2+f_3	40	231	38	4.41	90	220001
RB224.0032.1.K1.IK	b_2+f_3	32	116	30	0.41	90	220001
RB224.0040.1.K1.IK	b_2+f_3	40	116	38	4.41	90	220001
LB224.0032.K1.IK	b_2+f_3	32	181	30	0.41	90	220002
LB224.0040.K1.IK	b_2+f_3	40	231	38	4.41	90	220002
LB224.0032.1.K1.IK	b_2+f_3	32	116	30	0.41	90	220002
LB224.0040.1.K1.IK	b_2+f_3	40	116	38	4.41	90	220002

Da min / f3 / IK 见刀夹
Da min / f3 / IK see cassettes

配件

Spare Parts

常规刀柄 Basic toolholder	锁紧螺钉 Clamping Screw	TORX PLUS®扳手 TORX PLUS® Wrench
R/LB224...	5.12T20P	T20PQ



R=右手型-如图
R = right hand version shown

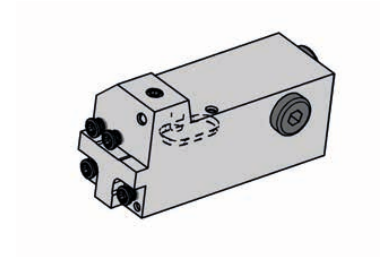
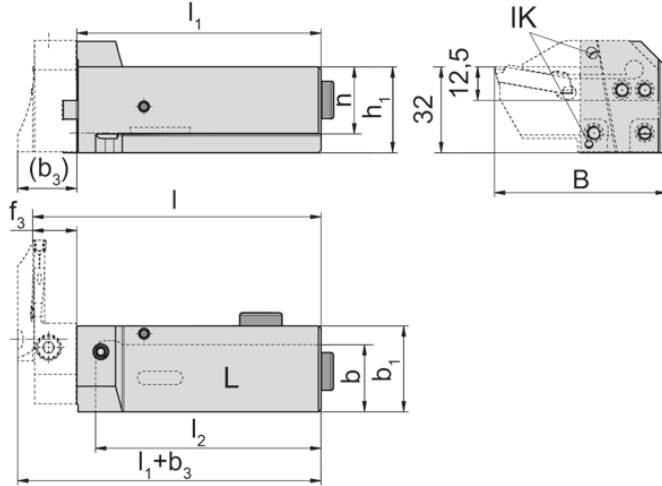
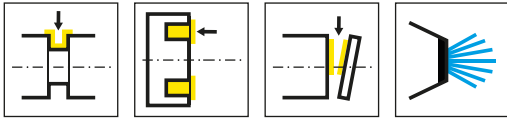
L=左手型
L = left hand version

产品型号 Part number	h	h ₁	l ₁	b	b ₁	b ₂	l ₂	l	B	HWS
R220.1616.2.K1.IK	16	32	l ₂ -10	16	b ₂ +f ₃	23	84	l ₁ +l _K	b ₂ +b ₃	220001
R220.2020.2.K1.IK	20	32	l ₂ -10	20	b ₂ +f ₃	27	84	l ₁ +l _K	b ₂ +b ₃	220001
R220.2525.2.K1.IK	25	32	l ₂ -10	25	b ₂ +f ₃	32	96	l ₁ +l _K	b ₂ +b ₃	220001
R220.3225.2.K1.IK	32	32	l ₂ -10	25	b ₂ +f ₃	25	105	l ₁ +l _K	b ₂ +b ₃	220001
R220.3232.2.K1.IK	32	32	l ₂ -10	32	b ₂ +f ₃	32	130	l ₁ +l _K	b ₂ +b ₃	220001
L220.1616.2.K1.IK	16	32	l ₂ -10	16	b ₂ +f ₃	23	84	l ₁ +l _K	b ₂ +b ₃	220002
L220.2020.2.K1.IK	20	32	l ₂ -10	20	b ₂ +f ₃	27	84	l ₁ +l _K	b ₂ +b ₃	220002
L220.2525.2.K1.IK	25	32	l ₂ -10	25	b ₂ +f ₃	32	96	l ₁ +l _K	b ₂ +b ₃	220002
L220.3225.2.K1.IK	32	32	l ₂ -10	25	b ₂ +f ₃	25	105	l ₁ +l _K	b ₂ +b ₃	220002
L220.3232.2.K1.IK	32	32	l ₂ -10	32	b ₂ +f ₃	32	130	l ₁ +l _K	b ₂ +b ₃	220002

IK, b3 (尺寸„b3“对应 „b“端面刀夹) 和 f3 见刀夹
IK, b3 (Dimension „b3“ corresponds to „b“ for face grooving cassettes) and f3 see cassettes

配件
Spare Parts

常规刀柄 Basic toolholder	锁紧螺钉 Clamping Screw	TORX PLUS®扳手 TORX PLUS® Wrench	螺钉 Screw Plug
R/L220...	5.12T20P	T20PQ	004.00.26



L=左手型-如图
L = left hand version shown

R=右手型
R = right hand version

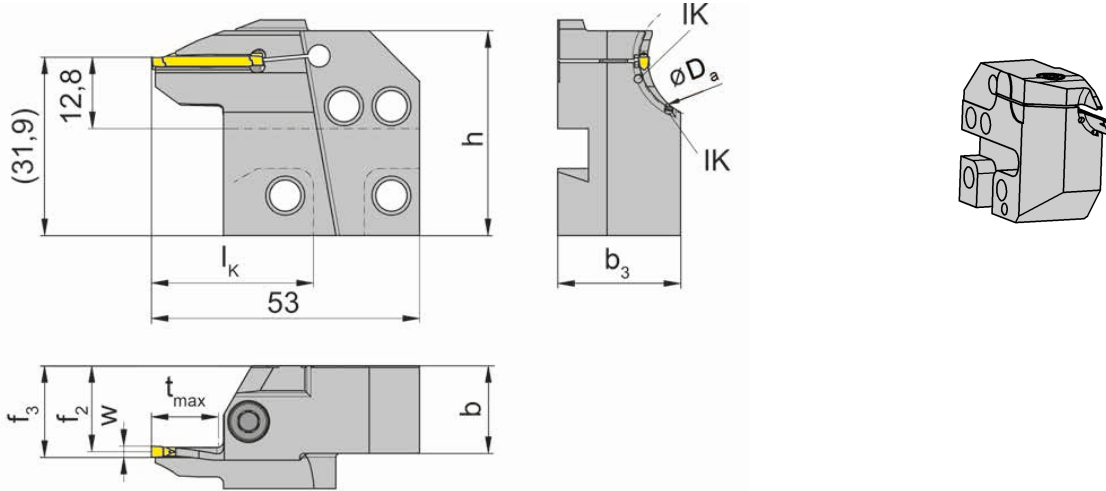
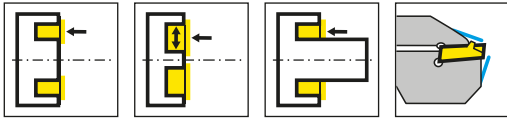
产品型号 Part number	h	h ₁	b	l ₂	l	B	b ₁	l ₁	HWS
R220.1616.2.K2.IK	16	32	16	69	l ₁ +f ₃	l _k +19	32	79	220002
R220.2020.2.K2.IK	20	32	20	69	l ₁ +f ₃	l _k +19	32	79	220002
R220.2525.2.K2.IK	25	32	25	84	l ₁ +f ₃	l _k +19	32	91	220002
R220.3225.2.K2.IK	32	32	29	90	l ₁ +f ₃	l _k +22	37	100	220002
R220.3232.2.K2.IK	32	32	32	115	l ₁ +f ₃	l _k +19	37	125	220002
L220.1616.2.K2.IK	16	32	16	69	l ₁ +f ₃	l _k +19	32	79	220001
L220.2020.2.K2.IK	20	32	20	69	l ₁ +f ₃	l _k +19	32	79	220001
L220.2525.2.K2.IK	25	32	25	84	l ₁ +f ₃	l _k +19	32	91	220001
L220.3225.2.K2.IK	32	32	29	90	l ₁ +f ₃	l _k +22	37	100	220001

IK, b3 (尺寸„b3“对应„b“端面刀夹) 和 f3 见刀夹
IK, b3 (Dimension „b3“ corresponds to „b“ for face grooving cassettes) and f3 see cassettes

配件

Spare Parts

常规刀柄 Basic toolholder	锁紧螺钉 Clamping Screw	TORX PLUS®扳手 TORX PLUS® Wrench	螺钉 Screw Plug
R/L220...	5.12T20P	T20PQ	004.00.26



R=右手型-如图
R = right hand version shown

L=左手型
L = left hand version

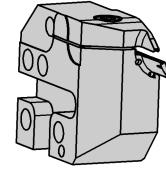
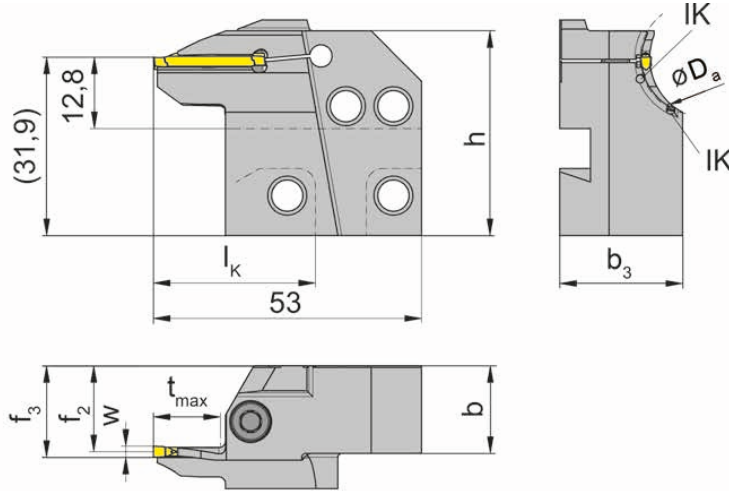
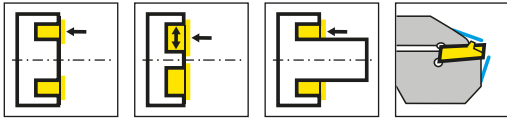
产品型号 Part number	D _{a min}	D _{a max}	t _{max}	b	b ₃	f ₂	f ₃	w	h	l _k	HWS*	HMS
RAK25A.1520.02.IK	15	20	12	15.7	21	15.4	f ₂ +w/2	2	38.6	34	25A02	220001
RAK25A.2025.02.IK	20	25	12	15.7	22	15.4	f ₂ +w/2	2	38.6	34	25A02	220001
RAK25A.2530.02.IK	25	30	13	15.7	23	15.4	f ₂ +w/2	2	38.6	34	25A02	220001
RAK25A.2025.03.IK	20	25	14	15.7	24	14.9	f ₂ +w/2	3	38.6	34	25A03	220001
RAK25A.2530.03.IK	25	30	15	15.7	25	14.9	f ₂ +w/2	3	38.6	34	25A03	220001
RAK25A.3040.03.IK	30	40	16	15.7	23	14.9	f ₂ +w/2	3	38.6	34	25A03	220001
RAK25A.4050.03.IK	40	50	18	15.7	24	14.9	f ₂ +w/2	3	38.6	34	25A03	220001
RAK25A.5065.03.IK	65	80	18	15.7	21.5	15.4	f ₂ +w/2	3	39	34	25A03	220001
RAK25A.6580.03.IK	50	65	20	15.7	24	17.1	f ₂ +w/2	3	39	34	25A03	220001
LAK25A.1520.02.IK	15	20	12	15.7	21	15.4	f ₂ +w/2	2	38.6	34	25A02	220002
LAK25A.2025.02.IK	20	25	12	15.7	22	15.4	f ₂ +w/2	2	38.6	34	25A02	220002
LAK25A.2530.02.IK	25	30	13	15.7	23	15.4	f ₂ +w/2	2	38.6	34	25A02	220002
LAK25A.2025.03.IK	20	25	14	15.7	24	14.9	f ₂ +w/2	3	38.6	34	25A03	220002
LAK25A.2530.03.IK	25	30	15	15.7	25	14.9	f ₂ +w/2	3	38.6	34	25A03	220002
LAK25A.3040.03.IK	30	40	16	15.7	23	14.9	f ₂ +w/2	3	38.6	34	25A03	220002
LAK25A.4050.03.IK	40	50	18	15.7	24	14.9	f ₂ +w/2	3	38.6	34	25A03	220002
LAK25A.5065.03.IK	50	65	18	15.7	22	15.4	f ₂ +w/2	3	39	34	25A03	220002
LAK25A.6580.03.IK	65	80	18	15.7	21.5	15.4	f ₂ +w/2	3	39	34	25A03	220002

* 请注意刀片宽度
* Please note insert width

切削刃高度设定需高于中心高0.3mm
The cutting edge is above 0,3 mm the centre height

配件
Spare Parts

刀夹 Cassette	锁紧螺钉 Clamping Screw	TORX PLUS®扳手 TORX PLUS® Wrench
R/LAK25A...	5.13T20P	T20PQ



R=右手型-如图
R = right hand version shown

L=左手型
L = left hand version

产品型号 Part number	D _{a min}	D _{a max}	t _{max}	b	b ₃	f ₂	f ₃	w	h	l _k	HWS*	HMS
RAK25A.2025.04.IK	20	25	16	15.7	24	15.1	f ₂ +w/2	4	38.6	34	25A04	220001
RAK25A.2530.04.IK	25	30	17	15.7	24	15.1	f ₂ +w/2	4	38.6	34	25A04	220001
RAK25A.3040.04.IK	30	40	18	15.7	24	15.1	f ₂ +w/2	4	38.6	34	25A04	220001
RAK25A.4050.04.IK	40	50	20	15.7	24	15.5	f ₂ +w/2	4	39.2	34	25A04	220001
RAK25A.5065.04.IK	50	65	20	15.7	24	17.1	f ₂ +w/2	4	39	34	25A04	220001
LAK25A.2025.04.IK	20	25	16	15.7	24	15.1	f ₂ +w/2	4	38.6	34	25A04	220002
LAK25A.2530.04.IK	25	30	17	15.7	24	15.1	f ₂ +w/2	4	38.6	34	25A04	220002
LAK25A.3040.04.IK	30	40	18	15.7	24	15.1	f ₂ +w/2	4	38.6	34	25A04	220002
LAK25A.4050.04.IK	40	50	20	15.7	24	15.1	f ₂ +w/2	4	39.2	34	25A04	220002
LAK25A.5065.04.IK	50	65	18	15.7	22	15.4	f ₂ +w/2	4	39	34	25A04	220002
LAK25A.6580.04.IK	65	80	20	15.7	23.5	17.1	f ₂ +w/2	4	39	34	25A04	220002

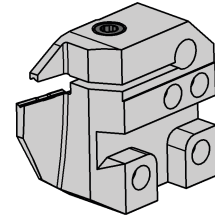
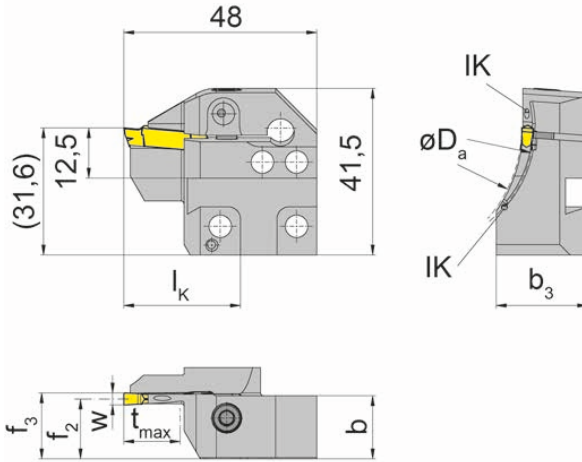
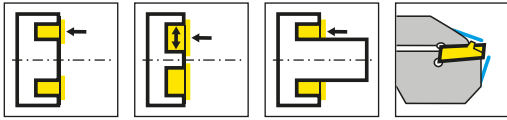
* 请注意刀片宽度
* Please note insert width

切削刃高度设定需高于中心高0.3mm
The cutting edge is above 0,3 mm the centre height

配件

Spare Parts

刀夹 Cassette	锁紧螺钉 Clamping Screw	TORX PLUS®扳手 TORX PLUS® Wrench
R/LAK25A...	5.13T20P	T20PQ
LAK25A.6580.04.IK	5.13T20P	T20PQ



L=左手型
L = left hand version

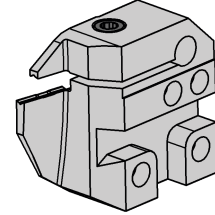
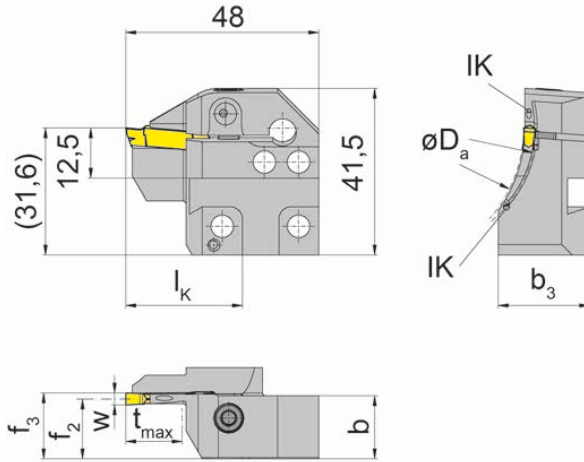
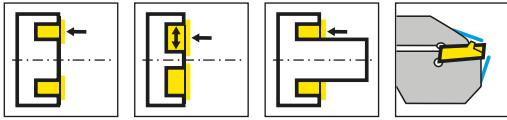
产品型号 Part number	D _{a min}	D _{a max}	t _{max}	b	b ₃	f ₂	f ₃	w	l _k	HWS*	HMS
LAK224.5060.03.IK	50	60	14	15.7	23.7	14.9	f ₂ +w/2	3	29	224038	220002
LAK224.6075.03.IK	60	75	14	15.7	22.7	14.9	f ₂ +w/2	3	29	224038	220002
LAK224.7590.03.IK	75	90	14	15.7	22.7	14.9	f ₂ +w/2	3	29	224038	220002
LAK224.9011.03.IK	90	110	14	15.7	21	14.9	f ₂ +w/2	3	29	224038	220002
LAK224.1113.03.IK	110	130	14	15.7	21	14.9	f ₂ +w/2	3	29	224038	220002
LAK224.1318.03.IK	130	180	14	15.7	20	14.9	f ₂ +w/2	3	29	224038	220002
LAK224.1830.03.IK	180	300	14	15.7	19	14.9	f ₂ +w/2	3	29	224038	220002
LAK224.3000.03.IK	300	1000	14	15.7	16.9	14.9	f ₂ +w/2	3	29	224038	220002
LAK224.3847.04.IK	38	47	14	15.7	24.2	14.4	f ₂ +w/2	4	29	224048	220002
LAK224.4760.04.IK	47	60	14	15.7	23.7	14.4	f ₂ +w/2	4	29	224048	220002
LAK224.6075.04.IK	60	75	14	15.7	23.7	14.4	f ₂ +w/2	4	29	224048	220002
LAK224.7590.04.IK	75	90	14	15.7	22.7	14.4	f ₂ +w/2	4	29	224048	220002
LAK224.9013.04.IK	90	130	14	15.7	21	14.4	f ₂ +w/2	4	29	224048	220002
LAK224.1318.04.IK	130	180	14	15.7	21	14.4	f ₂ +w/2	4	29	224048	220002
LAK224.1830.04.IK	180	300	14	15.7	19	14.4	f ₂ +w/2	4	29	224048	220002
LAK224.3000.04.IK	300	1000	14	15.7	16.7	14.4	f ₂ +w/2	4	29	224048	220002

* 请注意刀片宽度
* Please note insert width

锁紧螺钉包含在刀杆内,不需要单独订购
The fastening screw is combined with the basic toolholder - no separate order required.

配件
Spare Parts

刀夹 Cassette	锁紧螺钉 Clamping Screw	TORX PLUS®扳手 TORX PLUS® Wrench
LAK224...	5.13T20P	T20PQ



L=左手型

L = left hand version

产品型号 Part number	$D_{a \min}$	$D_{a \max}$	t_{\max}	b	b_3	f_2	f_3	w	l_k	HWS*	HMS
LAK224.3847.05.IK	38	47	14	15.7	23.7	13.9	$f_2+w/2$	5	29	224058	220002
LAK224.4760.05.IK	47	60	14	15.7	23.7	13.9	$f_2+w/2$	5	29	224058	220002
LAK224.6075.05.IK	60	75	14	15.7	23.7	13.9	$f_2+w/2$	5	29	224058	220002
LAK224.7590.05.IK	75	90	14	15.7	22	13.9	$f_2+w/2$	5	29	224058	220002
LAK224.9013.05.IK	90	130	14	15.7	22	13.9	$f_2+w/2$	5	29	224058	220002
LAK224.1318.05.IK	130	180	14	15.7	21	13.9	$f_2+w/2$	5	29	224058	220002
LAK224.1830.05.IK	180	300	14	15.7	19	13.9	$f_2+w/2$	5	29	224058	220002
LAK224.3000.05.IK	300	1000	14	15.7	16.7	13.9	$f_2+w/2$	5	29	224058	220002
LAK224.6075.06.IK	60	75	14	15.7	23	13.4	$f_2+w/2$	6	29	224068	220002
LAK224.7590.06.IK	75	90	14	15.7	23	13.4	$f_2+w/2$	6	29	224068	220002
LAK224.9013.06.IK	90	130	14	15.7	21	13.4	$f_2+w/2$	6	29	224068	220002
LAK224.1318.06.IK	130	180	14	15.7	21	13.4	$f_2+w/2$	6	29	224068	220002
LAK224.1830.06.IK	180	300	14	15.7	19	13.4	$f_2+w/2$	6	29	224068	220002
LAK224.3000.06.IK	300	1000	14	15.7	16.7	13.4	$f_2+w/2$	6	29	224068	220002

* 请注意刀片宽度

* Please note insert width


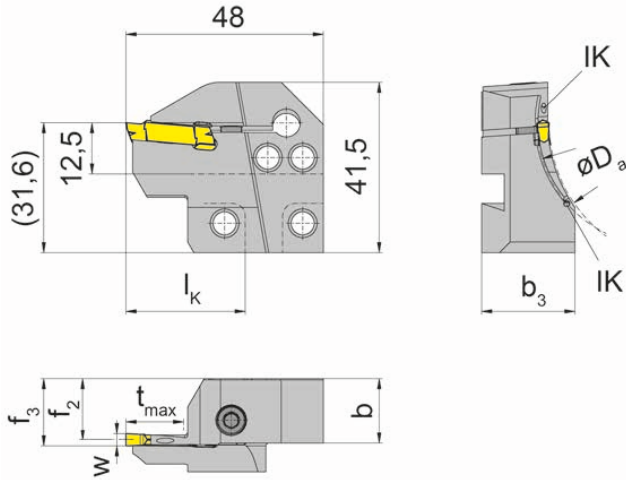
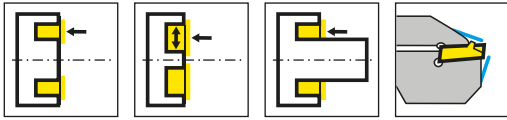
锁紧螺钉包含在刀杆内,不需要单独订购

The fastening screw is combined with the basic toolholder - no separate order required.

配件

Spare Parts

刀夹 Cassette	锁紧螺钉 Clamping Screw	TORX PLUS®扳手 TORX PLUS® Wrench
LAK224...	5.13T20P	T20PQ



R=右手型
R = right hand version


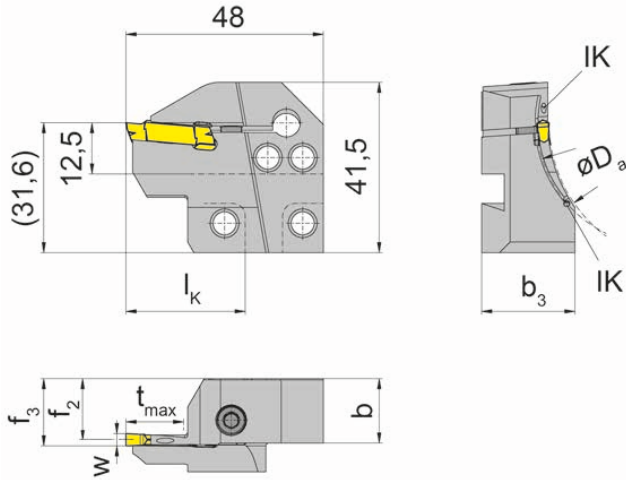
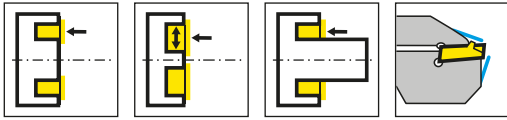
产品型号 Part number	D _{a min}	D _{a max}	t _{max}	b	b ₃	f ₂	f ₃	w	l _k	HWS*	HMS
RAK224.5060.03.IK	50	60	14	15.7	23.7	14.9	f ₂ +w/2	3	29	224038	220001
RAK224.6075.03.IK	60	75	14	15.7	22.7	14.9	f ₂ +w/2	3	29	224038	220001
RAK224.7590.03.IK	75	90	14	15.7	22.7	14.9	f ₂ +w/2	3	29	224038	220001
RAK224.9011.03.IK	90	110	14	15.7	21	14.9	f ₂ +w/2	3	29	224038	220001
RAK224.1113.03.IK	110	130	14	15.7	21	14.9	f ₂ +w/2	3	29	224038	220001
RAK224.1318.03.IK	130	180	14	15.7	20	14.9	f ₂ +w/2	3	29	224038	220001
RAK224.1830.03.IK	180	300	14	15.7	19	14.9	f ₂ +w/2	3	29	224038	220001
RAK224.3000.03.IK	300	1000	14	15.7	16.9	14.9	f ₂ +w/2	3	29	224038	220001
RAK224.3847.04.IK	38	47	14	15.7	24.2	14.4	f ₂ +w/2	4	29	224048	220001
RAK224.4760.04.IK	47	60	14	15.7	23.7	14.4	f ₂ +w/2	4	29	224048	220001
RAK224.6075.04.IK	60	75	14	15.7	23.7	14.4	f ₂ +w/2	4	29	224048	220001
RAK224.7590.04.IK	75	90	14	15.7	22.7	14.4	f ₂ +w/2	4	29	224048	220001
RAK224.9013.04.IK	90	130	14	15.7	21	14.4	f ₂ +w/2	4	29	224048	220001
RAK224.1318.04.IK	130	180	14	15.7	21	14.4	f ₂ +w/2	4	29	224048	220001
RAK224.1830.04.IK	180	300	14	15.7	19	14.4	f ₂ +w/2	4	29	224048	220001
RAK224.3000.04.IK	300	1000	14	15.7	16.7	14.4	f ₂ +w/2	4	29	224048	220001

* 请注意刀片宽度
* Please note insert width

锁紧螺钉包含在刀杆内,不需要单独订购
The fastening screw is combined with the basic toolholder - no separate order required.

配件
Spare Parts

刀夹 Cassette	锁紧螺钉 Clamping Screw	TORX PLUS®扳手 TORX PLUS® Wrench
RAK224...	5.13T20P	T20PQ



R=右手型
R = right hand version

产品型号 Part number	$D_{a \min}$	$D_{a \max}$	t_{\max}	b	b_3	f_2	f_3	w	l_k	HWS*	HMS
RAK224.3847.05.IK	38	47	14	15.7	23.7	13.9	$f_2+w/2$	5	29	224058	220001
RAK224.4760.05.IK	47	60	14	15.7	23.7	13.9	$f_2+w/2$	5	29	224058	220001
RAK224.6075.05.IK	60	75	14	15.7	23.7	13.9	$f_2+w/2$	5	29	224058	220001
RAK224.7590.05.IK	75	90	14	15.7	22	13.9	$f_2+w/2$	5	29	224058	220001
RAK224.9013.05.IK	90	130	14	15.7	22	13.9	$f_2+w/2$	5	29	224058	220001
RAK224.1318.05.IK	130	180	14	15.7	21	13.9	$f_2+w/2$	5	29	224058	220001
RAK224.1830.05.IK	180	300	14	15.7	19	13.9	$f_2+w/2$	5	29	224058	220001
RAK224.3000.05.IK	300	1000	14	15.7	16.7	13.9	$f_2+w/2$	5	29	224058	220001
RAK224.6075.06.IK	60	75	14	15.7	23	13.4	$f_2+w/2$	6	29	224068	220001
RAK224.7590.06.IK	75	90	14	15.7	23	13.4	$f_2+w/2$	6	29	224068	220001
RAK224.9013.06.IK	90	130	14	15.7	21	13.4	$f_2+w/2$	6	29	224068	220001
RAK224.1318.06.IK	130	180	14	15.7	21	13.4	$f_2+w/2$	6	29	224068	220001
RAK224.1830.06.IK	180	300	14	15.7	19	13.4	$f_2+w/2$	6	29	224068	220001
RAK224.3000.06.IK	300	1000	14	15.7	16.7	13.4	$f_2+w/2$	6	29	224068	220001

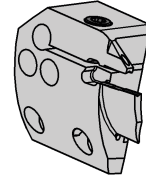
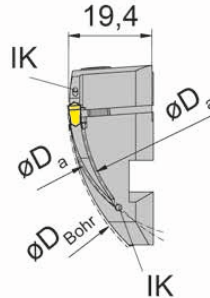
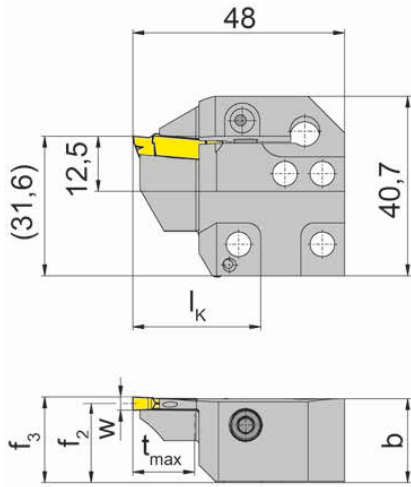
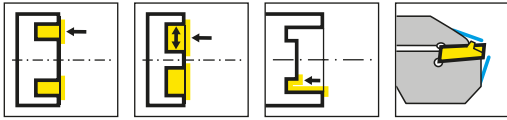
* 请注意刀片宽度
* Please note insert width

锁紧螺钉包含在刀杆内,不需要单独订购
The fastening screw is combined with the basic toolholder - no separate order required.

配件

Spare Parts

刀夹 Cassette	锁紧螺钉 Clamping Screw	TORX PLUS®扳手 TORX PLUS® Wrench
RAK224...	5.13T20P	T20PQ



L=左手型
L = left hand version

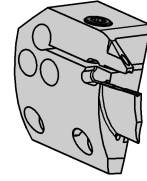
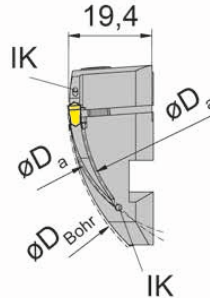
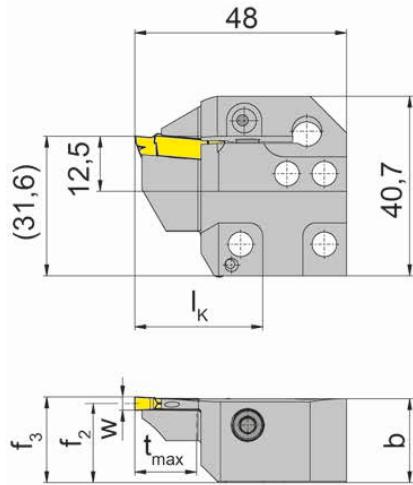
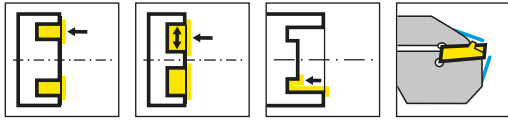
产品型号 Part number	D_{Bohr}	$D_{a\ min}$	$D_{a\ max}$	t_{max}	b	f_2	f_3	w	l_k	HWS*	HMS
LIK224.5060.03.IK	90	50	60	14	19	17.9	$f_2+w/2$	3	29	224038	220002
LIK224.6075.03.IK	90	60	75	14	19	17.9	$f_2+w/2$	3	29	224038	220002
LIK224.7590.03.IK	90	75	90	14	19	17.9	$f_2+w/2$	3	29	224038	220002
LIK224.9011.03.IK	90	90	110	14	19	17.9	$f_2+w/2$	3	29	224038	220002
LIK224.1113.03.IK	110	110	130	14	19	17.9	$f_2+w/2$	3	29	224038	220002
LIK224.1318.03.IK	130	130	180	14	19	17.9	$f_2+w/2$	3	29	224038	220002
LIK224.1830.03.IK	180	180	300	14	19	17.9	$f_2+w/2$	3	29	224038	220002
LIK224.3000.03.IK	300	300	1000	14	19	17.4	$f_2+w/2$	3	29	224038	220002
LIK224.3847.04.IK	90	38	47	14	19	17.4	$f_2+w/2$	4	29	224048	220002
LIK224.4760.04.IK	90	47	60	14	19	17.4	$f_2+w/2$	4	29	224048	220002
LIK224.6075.04.IK	90	60	75	14	19	17.4	$f_2+w/2$	4	29	224048	220002
LIK224.7590.04.IK	90	75	90	14	19	17.4	$f_2+w/2$	4	29	224048	220002
LIK224.9013.04.IK	90	90	130	14	19	17.4	$f_2+w/2$	4	29	224048	220002
LIK224.1318.04.IK	130	130	180	14	19	17.4	$f_2+w/2$	4	29	224048	220002
LIK224.1830.04.IK	180	180	300	14	19	17.4	$f_2+w/2$	4	29	224048	220002
LIK224.3000.04.IK	300	300	1000	14	19	17.4	$f_2+w/2$	4	29	224048	220002

* 请注意刀片宽度
* Please note insert width

锁紧螺钉包含在刀杆内,不需要单独订购
The fastening screw is combined with the basic toolholder - no separate order required.

配件
Spare Parts

刀夹 Cassette	锁紧螺钉 Clamping Screw	TORX PLUS®扳手 TORX PLUS® Wrench
LIK224...	5.13T20P	T20PQ



L=左手型

L = left hand version

产品型号 Part number	D _{Bohr}	D _{a min}	D _{a max}	t _{max}	b	f ₂	f ₃	w	l _k	HWS*	HMS
LIK224.3847.05.IK	90	38	47	14	19	16.9	f ₂ +w/2	5	29	224058	220002
LIK224.4760.05.IK	90	47	60	14	19	17.4	f ₂ +w/2	5	29	224058	220002
LIK224.6075.05.IK	90	60	75	14	19	16.9	f ₂ +w/2	5	29	224058	220002
LIK224.7590.05.IK	90	75	90	14	19	16.9	f ₂ +w/2	5	29	224058	220002
LIK224.9013.05.IK	90	90	130	14	19	16.9	f ₂ +w/2	5	29	224058	220002
LIK224.1318.05.IK	130	130	180	14	19	16.9	f ₂ +w/2	5	29	224058	220002
LIK224.1830.05.IK	180	180	300	14	19	16.9	f ₂ +w/2	5	29	224058	220002
LIK224.3000.05.IK	300	300	1000	14	18.9	16.9	f ₂ +w/2	5	29	224058	220002
LIK224.6075.06.IK	90	60	75	14	19	16.4	f ₂ +w/2	6	29	224068	220002
LIK224.7590.06.IK	90	75	90	14	19	16.4	f ₂ +w/2	6	29	224068	220002
LIK224.9013.06.IK	90	90	130	14	19	16.4	f ₂ +w/2	6	29	224068	220002
LIK224.1318.06.IK	130	130	180	14	19	16.4	f ₂ +w/2	6	29	224068	220002
LIK224.1830.06.IK	180	180	300	14	19	16.4	f ₂ +w/2	6	29	224068	220002
LIK224.3000.06.IK	300	300	1000	14	18.75	16.4	f ₂ +w/2	6	29	224068	220002

* 请注意刀片宽度

* Please note insert width

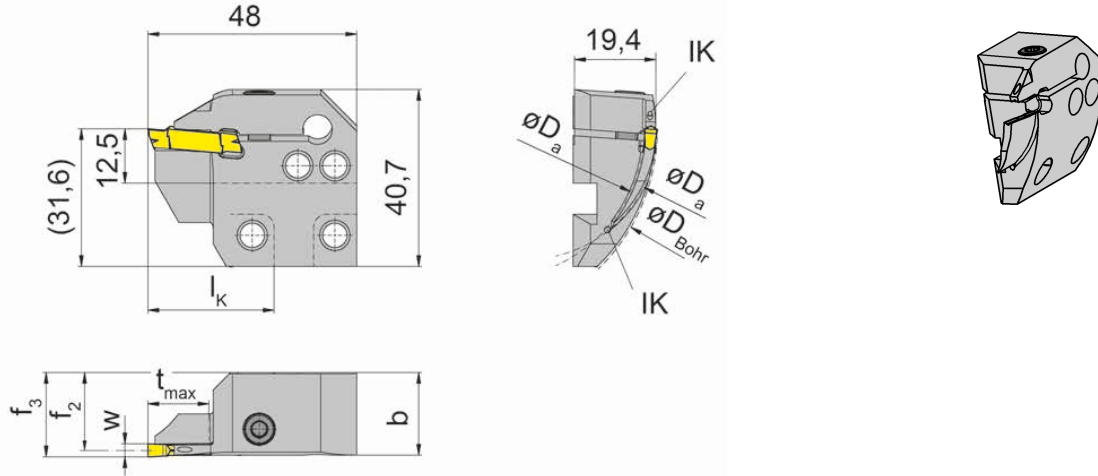
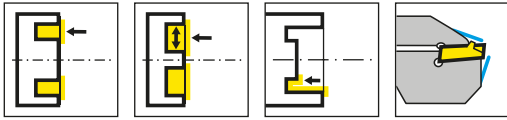
锁紧螺钉包含在刀杆内,不需要单独订购

The fastening screw is combined with the basic toolholder - no separate order required.

配件

Spare Parts

刀夹 Cassette	锁紧螺钉 Clamping Screw	TORX PLUS®扳手 TORX PLUS® Wrench
LIK224...	5.13T20P	T20PQ



R=右手型
R = right hand version

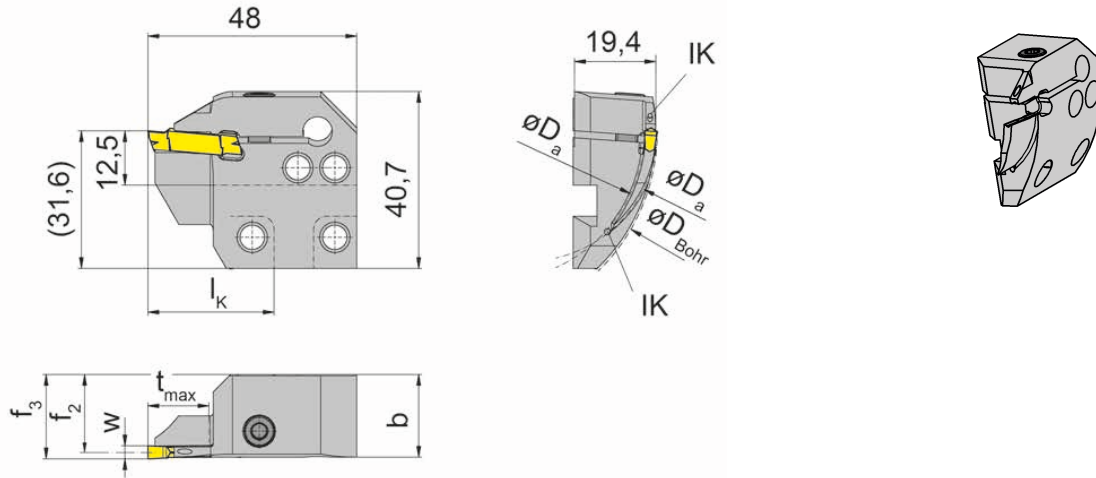
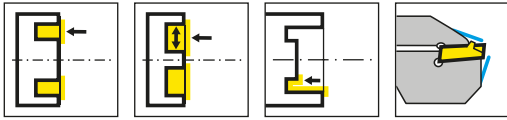
产品型号 Part number	D _{Bohr}	D _{a min}	D _{a max}	t _{max}	b	f ₂	f ₃	w	l _k	HWS*	HMS
RIK224.5060.03.IK	90	50	60	14	19	17.9	f ₂ +w/2	3	29	224038	220001
RIK224.6075.03.IK	90	60	75	14	19	17.9	f ₂ +w/2	3	29	224038	220001
RIK224.7590.03.IK	90	75	90	14	19	17.9	f ₂ +w/2	3	29	224038	220001
RIK224.9011.03.IK	90	90	110	14	19	17.9	f ₂ +w/2	3	29	224038	220001
RIK224.1113.03.IK	110	110	130	14	19	17.9	f ₂ +w/2	3	29	224038	220001
RIK224.1318.03.IK	130	130	180	14	19.05	17.9	f ₂ +w/2	3	29	224038	220001
RIK224.1830.03.IK	180	180	300	14	19	17.9	f ₂ +w/2	3	29	224038	220001
RIK224.3000.03.IK	300	300	1000	14	19.1	17.4	f ₂ +w/2	3	29	224038	220001
RIK224.3847.04.IK	90	38	47	14	19	17.4	f ₂ +w/2	4	29	224048	220001
RIK224.4760.04.IK	90	47	60	14	19	17.4	f ₂ +w/2	4	29	224048	220001
RIK224.6075.04.IK	90	60	75	14	19	17.4	f ₂ +w/2	4	29	224048	220001
RIK224.7590.04.IK	90	75	90	14	19	17.4	f ₂ +w/2	4	29	224048	220001
RIK224.9013.04.IK	90	90	130	14	19	17.4	f ₂ +w/2	4	29	224048	220001
RIK224.1318.04.IK	130	130	180	14	19	17.4	f ₂ +w/2	4	29	224048	220001
RIK224.1830.04.IK	180	180	300	14	19	17.4	f ₂ +w/2	4	29	224048	220001
RIK224.3000.04.IK	300	300	1000	14	19	17.4	f ₂ +w/2	4	29	224048	220001

* 请注意刀片宽度
* Please note insert width

锁紧螺钉包含在刀杆内,不需要单独订购
The fastening screw is combined with the basic toolholder - no separate order required.

配件
Spare Parts

刀夹 Cassette	锁紧螺钉 Clamping Screw	TORX PLUS®扳手 TORX PLUS® Wrench
RIK224...	5.13T20P	T20PQ



R=右手型

R = right hand version

产品型号 Part number	D _{Bohr}	D _{a min}	D _{a max}	t _{max}	b	f ₂	f ₃	w	l _k	HWS*	HMS
RIK224.3847.05.IK	90	38	47	14	19	16.9	f ₂ +w/2	5	29	224058	220001
RIK224.4760.05.IK	90	47	60	14	19	17.4	f ₂ +w/2	5	29	224058	220001
RIK224.6075.05.IK	90	60	75	14	19	16.9	f ₂ +w/2	5	29	224058	220001
RIK224.7590.05.IK	90	75	90	14	19	16.9	f ₂ +w/2	5	29	224058	220001
RIK224.9013.05.IK	90	90	130	14	19	16.9	f ₂ +w/2	5	29	224058	220001
RIK224.1318.05.IK	130	130	180	14	19	16.9	f ₂ +w/2	5	29	224058	220001
RIK224.1830.05.IK	180	180	300	14	19	16.9	f ₂ +w/2	5	29	224058	220001
RIK224.3000.05.IK	300	300	1000	14	18.9	16.9	f ₂ +w/2	5	29	224058	220001
RIK224.6075.06.IK	90	60	75	14	19	16.4	f ₂ +w/2	6	29	224068	220001
RIK224.7590.06.IK	90	75	90	14	19	16.4	f ₂ +w/2	6	29	224068	220001
RIK224.9013.06.IK	90	90	130	14	19	16.4	f ₂ +w/2	6	29	224068	220001
RIK224.1318.06.IK	130	130	180	14	19	16.4	f ₂ +w/2	6	29	224068	220001
RIK224.1830.06.IK	180	180	300	14	19	16.4	f ₂ +w/2	6	29	224068	220001
RIK224.3000.06.IK	300	300	1000	14	18.75	16.4	f ₂ +w/2	6	29	224068	220001

* 请注意刀片宽度

* Please note insert width

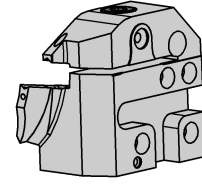
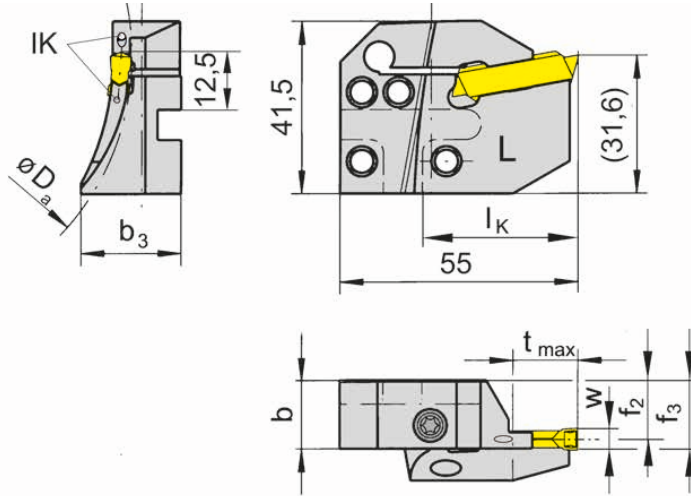
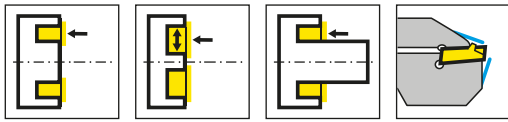
锁紧螺钉包含在刀杆内,不需要单独订购

The fastening screw is combined with the basic toolholder - no separate order required.

配件

Spare Parts

刀夹 Cassette	锁紧螺钉 Clamping Screw	TORX PLUS®扳手 TORX PLUS® Wrench
RIK224...	5.13T20P	T20PQ



L=左手型
L = left hand version

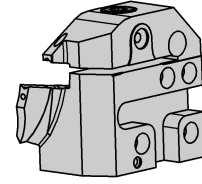
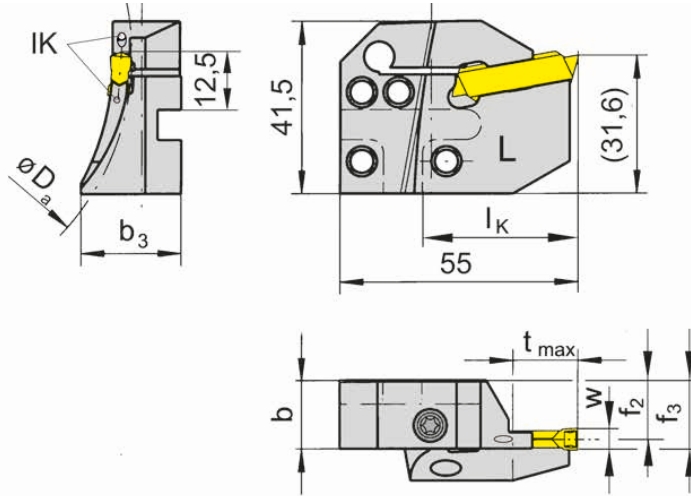
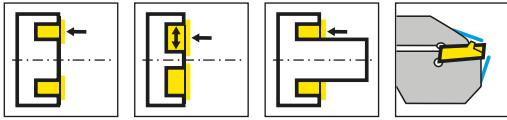
产品型号 Part number	D _{a min}	D _{a max}	t _{max}	b	b ₃	f ₂	f ₃	w	l _k	HWS*	HMS
LAK220.6575.04.IK	65	75	10	15.7	23	14.4	f ₂ +w/2	4	36	229050 • 229051	220002
LAK220.7595.04.IK	75	95	15	15.7	23	14.4	f ₂ +w/2	4	36	229040	220002
LAK220.9513.04.IK	95	130	25	15.7	21.2	14.4	f ₂ +w/2	4	36	229050 • 229051	220002
LAK220.1318.04.IK	130	180	25	15.7	21.2	14.4	f ₂ +w/2	4	36	229040	220002
LAK220.1830.04.IK	180	300	25	15.7	21.2	14.4	f ₂ +w/2	4	36	229050 • 229051	220002
LAK220.3000.04.IK	300	1000	25	15.7	16.8	14.4	f ₂ +w/2	4	36	229050 • 229051	220002
LAK220.6075.05.IK	60	75	10	15.7	23	13.9	f ₂ +w/2	5	36	229050 • 229051	220002
LAK220.7595.05.IK	75	95	17	15.7	23	13.9	f ₂ +w/2	5	36	229040	220002
LAK220.9513.05.IK	95	130	25	15.7	23	13.9	f ₂ +w/2	5	36	229040	220002
LAK220.1318.05.IK	130	180	25	15.7	21.2	13.9	f ₂ +w/2	5	36	229040	220002
LAK220.1830.05.IK	180	300	25	15.7	19	13.9	f ₂ +w/2	5	36	229040	220002
LAK220.3000.05.IK	300	1000	25	15.7	16.8	13.9	f ₂ +w/2	5	36	229040	220002
LAK220.6075.06.IK	60	75	10	15.7	23	13.4	f ₂ +w/2	6	36	229040	220002
LAK220.7595.06.IK	75	95	17	15.7	23	13.4	f ₂ +w/2	6	36	229050 • 229051	220002
LAK220.9513.06.IK	95	130	25	15.7	23	13.4	f ₂ +w/2	6	36	229040	220002
LAK220.1318.06.IK	130	180	25	15.7	21.2	13.4	f ₂ +w/2	6	36	229040	220002
LAK220.1830.06.IK	180	300	25	15.7	19	13.4	f ₂ +w/2	6	36	229040	220002
LAK220.3000.06.IK	300	1000	25	15.7	16.8	13.4	f ₂ +w/2	6	36	229040	220002

* 请注意刀片宽度
* Please note insert width

锁紧螺钉包含在刀杆内,不需要单独订购
The fastening screw is combined with the basic toolholder - no separate order required.

配件
Spare Parts

刀夹 Cassette	锁紧螺钉 Clamping Screw	TORX PLUS®扳手 TORX PLUS® Wrench
LAK220...	6.23T25P	T25PQ



L=左手型
L = left hand version

产品型号 Part number	$D_{a \min}$	$D_{a \max}$	t_{\max}	b	b_3	f_2	f_3	w	l_K	HWS*	HMS
LAK220.6575.14.IK	65	75	10	15.7	23	14.4	$f_2+w/2$	4	36	229040	220002
LAK220.7595.14.IK	75	95	15	15.7	23	14.4	$f_2+w/2$	4	36	229040	220002
LAK220.9513.14.IK	95	130	15	15.7	21.2	14.4	$f_2+w/2$	4	36	229040	220002
LAK220.1318.14.IK	130	180	15	15.7	21.2	14.4	$f_2+w/2$	4	36	229050 • 229051	220002
LAK220.1830.14.IK	180	300	15	15.7	19	14.4	$f_2+w/2$	4	36	229050 • 229051	220002
LAK220.6075.15.IK	60	75	10	15.7	23	13.9	$f_2+w/2$	5	36	229050 • 229051	220002
LAK220.7595.15.IK	75	95	15	15.7	23	13.9	$f_2+w/2$	5	36	229040	220002
LAK220.9513.15.IK	95	130	15	15.7	23	13.9	$f_2+w/2$	5	36	229040	220002
LAK220.1318.15.IK	130	180	15	15.7	21.2	13.9	$f_2+w/2$	5	36	229040	220002
LAK220.1830.15.IK	180	300	15	15.7	19	13.9	$f_2+w/2$	5	36	229040	220002
LAK220.6075.16.IK	60	75	10	15.7	23	13.4	$f_2+w/2$	6	36	229040	220002
LAK220.7595.16.IK	75	95	15	15.7	23	13.4	$f_2+w/2$	6	36	229040	220002
LAK220.9513.16.IK	95	130	15	15.7	23	13.4	$f_2+w/2$	6	36	229050 • 229051	220002
LAK220.1830.16.IK	180	300	15	15.7	19	13.4	$f_2+w/2$	6	36	229040	220002
LAK220.1318.16.IK	130	180	15	15.7	21.2	13.4	$f_2+w/2$	6	36	229040	220002

* 请注意刀片宽度

* Please note insert width

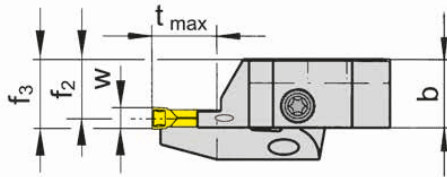

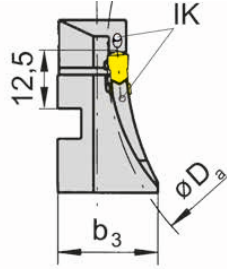
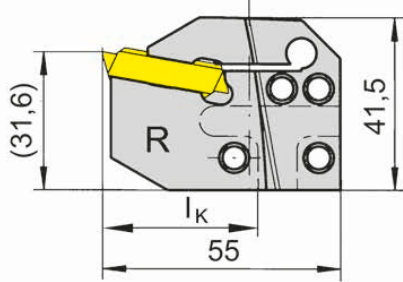
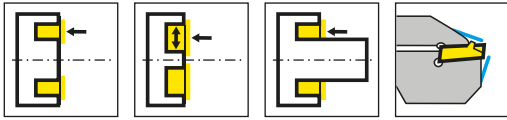
锁紧螺钉包含在刀杆内,不需要单独订购

The fastening screw is combined with the basic toolholder - no separate order required.

配件

Spare Parts

刀夹 Cassette	锁紧螺钉 Clamping Screw	TORX PLUS®扳手 TORX PLUS® Wrench
LAK220...	6.23T25P	T25PQ



R=右手型
R = right hand version

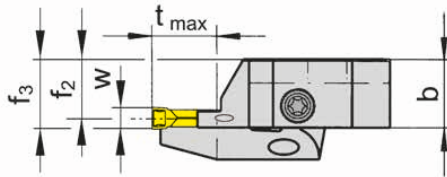

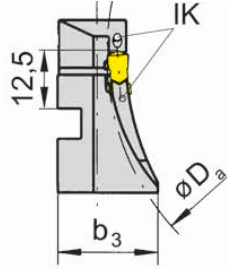
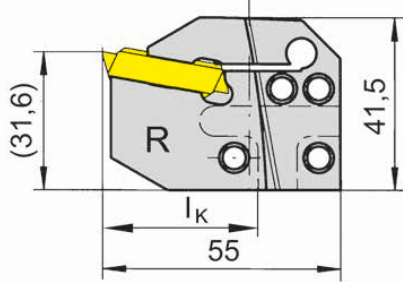
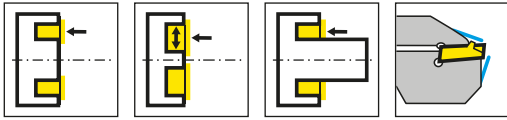
产品型号 Part number	D _{a min}	D _{a max}	t _{max}	b	b ₃	f ₂	f ₃	w	l _k	HWS*	HMS
RAK220.6575.04.IK	65	75	10	15.7	23	14.4	f ₂ +w/2	4	36	229040	220001
RAK220.7595.04.IK	75	95	15	15.7	23	14.4	f ₂ +w/2	4	36	229040	220001
RAK220.9513.04.IK	95	130	25	15.7	21.2	14.4	f ₂ +w/2	4	36	229040	220001
RAK220.1318.04.IK	130	180	25	15.7	21.2	14.4	f ₂ +w/2	4	36	229040	220001
RAK220.1830.04.IK	180	300	25	15.7	19	14.4	f ₂ +w/2	4	36	229040	220001
RAK220.3000.04.IK	300	1000	25	15.7	16.8	14.4	f ₂ +w/2	4	36	229040	220001
RAK220.6075.05.IK	60	75	10	15.7	23	13.9	f ₂ +w/2	5	36	229040	220001
RAK220.7595.05.IK	75	95	15	15.7	23	13.9	f ₂ +w/2	5	36	229040	220001
RAK220.9513.05.IK	95	130	25	15.7	23	13.9	f ₂ +w/2	5	36	229040	220001
RAK220.1318.05.IK	130	180	25	15.7	21.2	13.9	f ₂ +w/2	5	36	229040	220001
RAK220.1830.05.IK	180	300	25	15.7	19	13.9	f ₂ +w/2	5	36	229040	220001
RAK220.3000.05.IK	300	1000	25	15.7	16.8	13.9	f ₂ +w/2	5	36	229040	220001
RAK220.6075.06.IK	60	75	10	15.7	23	13.4	f ₂ +w/2	6	36	229050 • 229051	220001
RAK220.7595.06.IK	75	95	17	15.7	23	13.4	f ₂ +w/2	6	36	229050 • 229051	220001
RAK220.9513.06.IK	95	130	25	15.7	23	13.4	f ₂ +w/2	6	36	229050 • 229051	220001
RAK220.1318.06.IK	130	180	25	15.7	21.2	13.4	f ₂ +w/2	6	36	229050 • 229051	220001
RAK220.1830.06.IK	180	300	25	15.7	19	13.4	f ₂ +w/2	6	36	229050 • 229051	220001
RAK220.3000.06.IK	300	1000	25	15.7	16.8	13.4	f ₂ +w/2	6	36	229050 • 229051	220001

* 请注意刀片宽度
* Please note insert width

锁紧螺钉包含在刀杆内,不需要单独订购
The fastening screw is combined with the basic toolholder - no separate order required.

配件
Spare Parts

刀夹 Cassette	锁紧螺钉 Clamping Screw	TORX PLUS®扳手 TORX PLUS® Wrench
RAK220...	6.23T25P	T25PQ



R=右手型
R = right hand version

产品型号 Part number	D _{a min}	D _{a max}	t _{max}	b	b ₃	f ₂	f ₃	w	l _k	HWS*	HMS
RAK220.6575.14.IK	65	75	10	15.7	23	14.4	f ₂ +w/2	4	36	229040	220001
RAK220.7595.14.IK	75	95	15	15.7	23	14.4	f ₂ +w/2	4	36	229040	220001
RAK220.9513.14.IK	95	130	15	15.7	21.2	14.4	f ₂ +w/2	4	36	229040	220001
RAK220.1318.14.IK	130	180	15	15.7	21.2	14.4	f ₂ +w/2	4	36	229040	220001
RAK220.1830.14.IK	180	300	15	15.7	19	14.4	f ₂ +w/2	4	36	229040	220001
RAK220.6075.15.IK	60	75	10	15.7	23	13.4	f ₂ +w/2	5	36	229040	220001
RAK220.7595.15.IK	75	95	15	15.7	23	13.9	f ₂ +w/2	5	36	229040	220001
RAK220.9513.15.IK	95	130	15	15.7	23	13.9	f ₂ +w/2	5	36	229040	220001
RAK220.1318.15.IK	130	180	15	15.7	21.2	13.9	f ₂ +w/2	5	36	229040	220001
RAK220.1830.15.IK	180	300	15	15.7	19	13.9	f ₂ +w/2	5	36	229040	220001
RAK220.6075.16.IK	60	75	10	15.7	23	13.4	f ₂ +w/2	6	36	229050 • 229051	220001
RAK220.7595.16.IK	75	95	15	15.7	23	13.4	f ₂ +w/2	6	36	229050 • 229051	220001
RAK220.9513.16.IK	95	130	15	15.7	23	13.4	f ₂ +w/2	6	36	229050 • 229051	220001
RAK220.1318.16.IK	130	180	15	15.7	21.2	13.4	f ₂ +w/2	6	36	229050 • 229051	220001
RAK220.1830.16.IK	180	300	15	15.7	19	13.4	f ₂ +w/2	6	36	229050 • 229051	220001

* 请注意刀片宽度

* Please note insert width

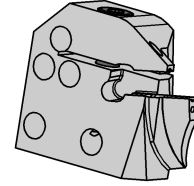
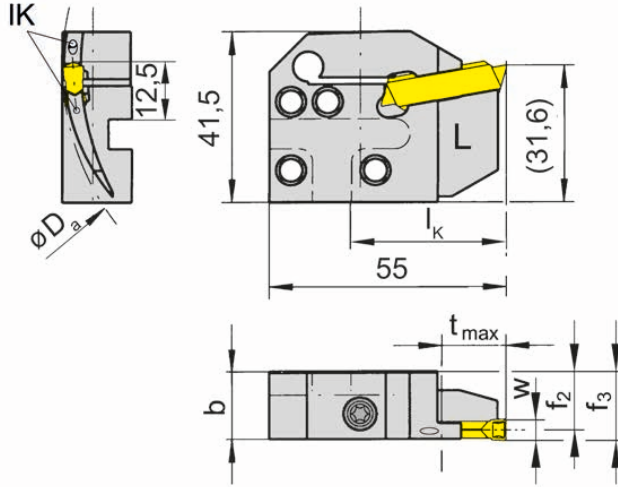
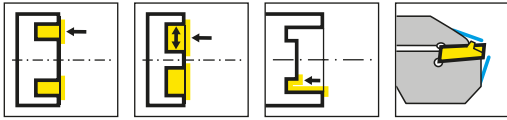
锁紧螺钉包含在刀杆内,不需要单独订购

The fastening screw is combined with the basic toolholder - no separate order required.

配件

Spare Parts

刀夹 Cassette	锁紧螺钉 Clamping Screw	TORX PLUS®扳手 TORX PLUS® Wrench
RAK220...	6.23T25P	T25PQ



L=左手型
L = left hand version

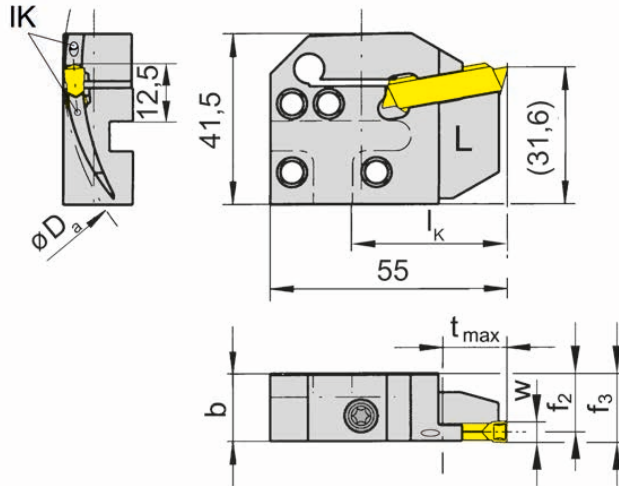
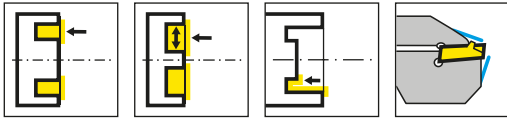
产品型号 Part number	D _{a min}	D _{a max}	t _{max}	b	f ₂	f ₃	w	l _k	HWS*	HMS
LIK220.6575.04.IK	65	75	10-15	15.7	14.4	f ₂ +w/2	4	36	229040	220002
LIK220.7595.04.IK	75	95	15-25	15.7	14.4	f ₂ +w/2	4	36	229040	220002
LIK220.9513.04.IK	95	130	25	15.7	14.4	f ₂ +w/2	4	36	229040	220002
LIK220.1318.04.IK	130	180	25	15.7	14.4	f ₂ +w/2	4	36	229040	220002
LIK220.1830.04.IK	180	300	25	15.7	14.4	f ₂ +w/2	4	36	229040	220002
LIK220.3000.04.IK	300	1000	25	15.7	14.4	f ₂ +w/2	4	36	229040	220002
LIK220.6075.05.IK	60	75	10-17	15.7	13.9	f ₂ +w/2	5	36	229040	220002
LIK220.7595.05.IK	75	95	17-25	15.7	13.9	f ₂ +w/2	5	36	229040	220002
LIK220.9513.05.IK	95	130	25	15.7	13.9	f ₂ +w/2	5	36	229040	220002
LIK220.1318.05.IK	130	180	25	15.7	13.9	f ₂ +w/2	5	36	229040	220002
LIK220.1830.05.IK	180	300	25	15.7	13.9	f ₂ +w/2	5	36	229040	220002
LIK220.3000.05.IK	300	1000	25	15.7	13.9	f ₂ +w/2	5	36	229040	220002
LIK220.6075.06.IK	60	75	10-17	15.7	13.4	f ₂ +w/2	6	36	229050 • 229051	220002
LIK220.7595.06.IK	75	95	17-25	15.7	13.4	f ₂ +w/2	6	36	229050 • 229051	220002
LIK220.9513.06.IK	95	130	25	15.7	13.4	f ₂ +w/2	6	36	229050 • 229051	220002
LIK220.1318.06.IK	130	180	25	15.7	13.4	f ₂ +w/2	6	36	229050 • 229051	220002
LIK220.1830.06.IK	180	300	25	15.7	13.4	f ₂ +w/2	6	36	229050 • 229051	220002
LIK220.3000.06.IK	300	1000	25	15.7	13.4	f ₂ +w/2	6	36	229050 • 229051	220002

* 请注意刀片宽度
* Please note insert width

锁紧螺钉包含在刀杆内,不需要单独订购
The fastening screw is combined with the basic toolholder - no separate order required.

配件
Spare Parts

刀夹 Cassette	锁紧螺钉 Clamping Screw	TORX PLUS®扳手 TORX PLUS® Wrench
LIK220...	6.23T25P	T25PQ



L=左手型

L = left hand version

产品型号 Part number	$D_{a \min}$	$D_{a \max}$	t_{\max}	b	f_2	f_3	w	l_k	HWS*	HMS
LIK220.6575.14.IK	65	75	10	15.7	14.4	$f_2+w/2$	4	36	229040	220002
LIK220.7595.14.IK	75	95	15	15.7	14.4	$f_2+w/2$	4	36	229040	220002
LIK220.9513.14.IK	95	130	15	15.7	14.4	$f_2+w/2$	4	36	229040	220002
LIK220.1830.14.IK	180	300	15	15.7	14.4	$f_2+w/2$	4	36	229040	220002
LIK220.6075.15.IK	60	75	10	15.7	13.9	$f_2+w/2$	5	36	229040	220002
LIK220.9513.15.IK	95	130	15	15.7	13.9	$f_2+w/2$	5	36	229040	220002
LIK220.1318.15.IK	130	180	15	15.7	13.9	$f_2+w/2$	5	36	229040	220002
LIK220.1830.15.IK	180	300	15	15.7	13.9	$f_2+w/2$	5	36	229040	220002
LIK220.6075.16.IK	130	180	10	15.7	13.4	$f_2+w/2$	6	36	229050 • 229051	220002
LIK220.7595.16.IK	75	95	15	15.7	13.4	$f_2+w/2$	6	36	229050 • 229051	220002
LIK220.9513.16.IK	95	130	15	15.7	13.4	$f_2+w/2$	6	36	229050 • 229051	220002
LIK220.1318.16.IK	130	180	15	15.7	13.4	$f_2+w/2$	6	36	229050 • 229051	220002
LIK220.1830.16.IK	180	300	15	15.7	13.4	$f_2+w/2$	6	36	229050 • 229051	220002

* 请注意刀片宽度

* Please note insert width

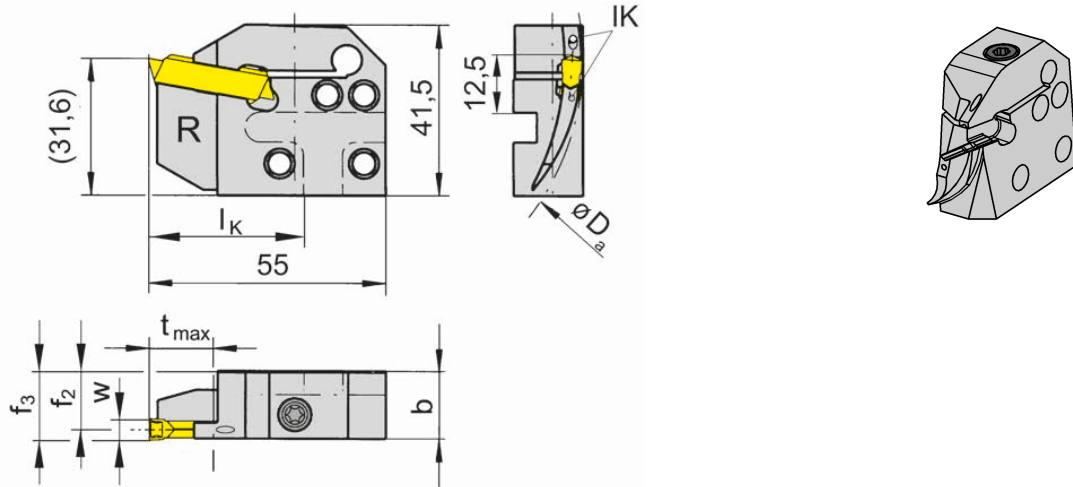
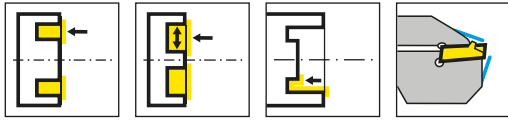
锁紧螺钉包含在刀杆内,不需要单独订购

The fastening screw is combined with the basic toolholder - no separate order required.

配件

Spare Parts

刀夹 Cassette	锁紧螺钉 Clamping Screw	TORX PLUS®扳手 TORX PLUS® Wrench
LIK220...	6.23T25P	T25PQ



R=右手型
R = right hand version

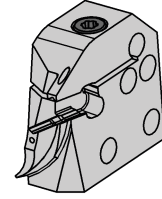
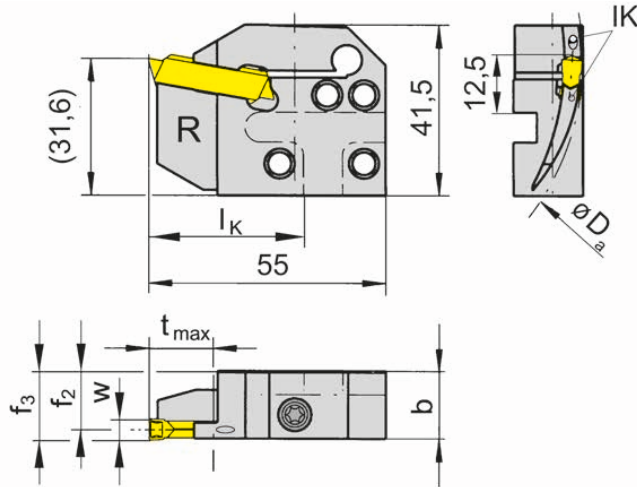
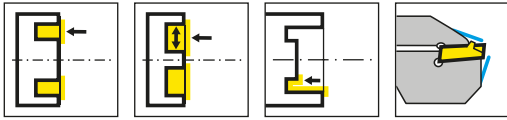
产品型号 Part number	D _{a min}	D _{a max}	t _{max}	b	f ₂	f ₃	w	l _k	HWS*	HMS
RIK220.6575.04.IK	65	75	10-15	15.7	14.4	f ₂ +w/2	4	36	229040	220001
RIK220.7595.04.IK	75	95	15-25	15.7	14.4	f ₂ +w/2	4	36	229040	220001
RIK220.9513.04.IK	95	130	25	15.7	14.4	f ₂ +w/2	4	36	229040	220001
RIK220.1318.04.IK	130	180	25	15.7	14.4	f ₂ +w/2	4	36	229040	220001
RIK220.1830.04.IK	180	300	25	15.7	14.4	f ₂ +w/2	4	36	229040	220001
RIK220.3000.04.IK	300	1000	25	15.7	14.4	f ₂ +w/2	4	36	229040	220001
RIK220.6075.05.IK	60	75	10-17	15.7	13.9	f ₂ +w/2	5	36	229040	220001
RIK220.7595.05.IK	75	95	17-25	15.7	13.9	f ₂ +w/2	5	36	229040	220001
RIK220.9513.05.IK	95	130	25	15.7	13.9	f ₂ +w/2	5	36	229040	220001
RIK220.1318.05.IK	130	180	25	15.7	13.9	f ₂ +w/2	5	36	229040	220001
RIK220.1830.05.IK	180	300	25	15.7	13.9	f ₂ +w/2	5	36	229040	220001
RIK220.3000.05.IK	300	1000	25	15.7	13.9	f ₂ +w/2	5	36	229040	220001
RIK220.6075.06.IK	60	75	10-17	15.7	13.4	f ₂ +w/2	6	36	229050 • 229051	220001
RIK220.7595.06.IK	75	95	17-25	15.7	13.4	f ₂ +w/2	6	36	229050 • 229051	220001
RIK220.9513.06.IK	95	130	25	15.7	13.4	f ₂ +w/2	6	36	229050 • 229051	220001
RIK220.1318.06.IK	130	180	25	15.7	13.4	f ₂ +w/2	6	36	229050 • 229051	220001
RIK220.1830.06.IK	180	300	25	15.7	13.4	f ₂ +w/2	6	36	229050 • 229051	220001
RIK220.3000.06.IK	300	1000	25	15.7	13.4	f ₂ +w/2	6	36	229050 • 229051	220001

* 请注意刀片宽度
* Please note insert width

锁紧螺钉包含在刀杆内,不需要单独订购
The fastening screw is combined with the basic toolholder - no separate order required.

配件
Spare Parts

刀夹 Cassette	锁紧螺钉 Clamping Screw	TORX PLUS®扳手 TORX PLUS® Wrench
RIK220...	6.23T25P	T25PQ



R=右手型

R = right hand version

产品型号 Part number	$D_{a \min}$	$D_{a \max}$	t_{\max}	b	f_2	f_3	w	l_k	HWS*	HMS
RIK220.6575.14.IK	65	75	10	15.7	14.4	$f_2+w/2$	4	36	229040	220001
RIK220.7595.14.IK	75	95	15	15.7	14.4	$f_2+w/2$	4	36	229040	220001
RIK220.9513.14.IK	95	130	15	15.7	14.4	$f_2+w/2$	4	36	229040	220001
RIK220.1318.14.IK	130	180	15	15.7	14.4	$f_2+w/2$	4	36	229040	220001
RIK220.1830.14.IK	180	300	15	15.7	14.4	$f_2+w/2$	4	36	229040	220001
RIK220.6075.15.IK	60	75	10	15.7	13.9	$f_2+w/2$	5	36	229040	220001
RIK220.7595.15.IK	75	95	15	15.7	13.9	$f_2+w/2$	5	36	229040	220001
RIK220.9513.15.IK	95	130	15	15.7	13.9	$f_2+w/2$	5	36	229040	220001
RIK220.1318.15.IK	130	180	15	15.7	13.9	$f_2+w/2$	5	36	229040	220001
RIK220.1830.15.IK	180	300	15	15.7	13.9	$f_2+w/2$	5	36	229040	220001
RIK220.6075.16.IK	60	75	10	15.7	13.4	$f_2+w/2$	6	36	229050 • 229051	220001
RIK220.7595.16.IK	75	95	15	15.7	13.4	$f_2+w/2$	6	36	229050 • 229051	220001
RIK220.9513.16.IK	95	130	15	15.7	13.4	$f_2+w/2$	6	36	229050 • 229051	220001
RIK220.1318.16.IK	130	180	15	15.7	13.4	$f_2+w/2$	6	36	229050 • 229051	220001
RIK220.1830.16.IK	180	300	15	15.7	13.4	$f_2+w/2$	6	36	229050 • 229051	220001

* 请注意刀片宽度

* Please note insert width

锁紧螺钉包含在刀杆内,不需要单独订购

The fastening screw is combined with the basic toolholder - no separate order required.

配件

Spare Parts

刀夹 Cassette	锁紧螺钉 Clamping Screw	TORX PLUS®扳手 TORX PLUS® Wrench
RIK220...	6.23T25P	T25PQ

840



**HORN HSKT40,
符合 ISO 12164-3**

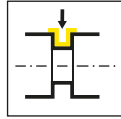
- 常规刀柄
- 刀夹

**HORN HSKT40 according
to ISO 12164-3**

- Basic toolholder
- Cassettes

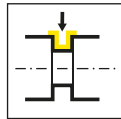
B

常规刀柄
Basic toolholder
HSKT40

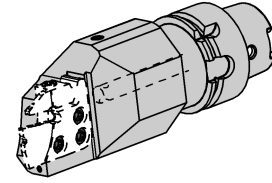
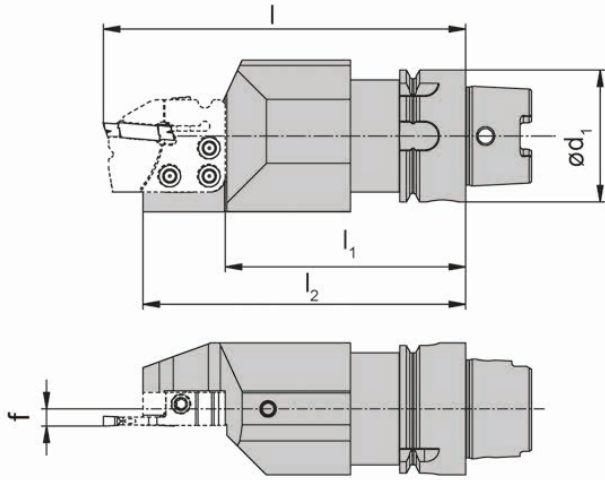
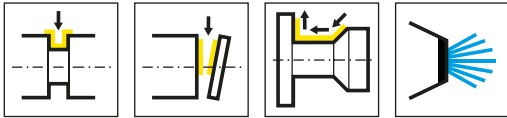


页/Page
101

刀夹
Cassette
NK100/NK224/NK264/
NK274
NK356/NK360/NK368



页/Page
102-108



R=右手型-如图
R = right hand version shown

L=左手型
L = left hand version

产品型号 Part number	D	HWS
HSKT40.L840.110.K1.IK	47	840002 • 840002
HSKT40.R840.110.K1.IK	47	840001

根据刀夹调整f尺寸
Adjustment dimension f in relation to Cassette

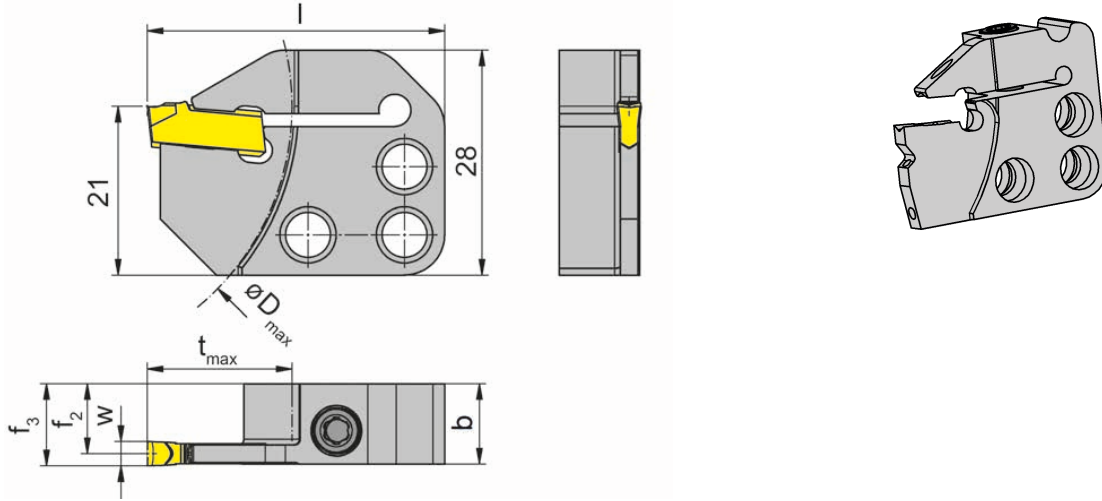
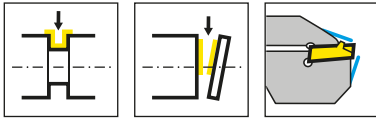
尺寸„IK“对应„l“刀夹
Dimension „IK“ corresponds to „l“ for cassettes

用于多任务机床
for using on multi-tasking machines

配件
Spare Parts

常规刀柄 Basic toolholder	冷却液喷嘴Coolant spray nozzle	锁紧螺钉 Clamping Screw	TORX PLUS®扳手 TORX PLUS® Wrench
HSKT40...	020.0806.3116	5.18T20P	T20PQ

B



R=右手型-如图
R = right hand version shown

L=左手型
L = left hand version

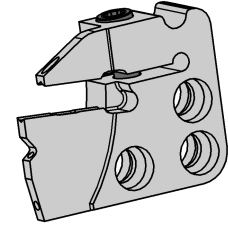
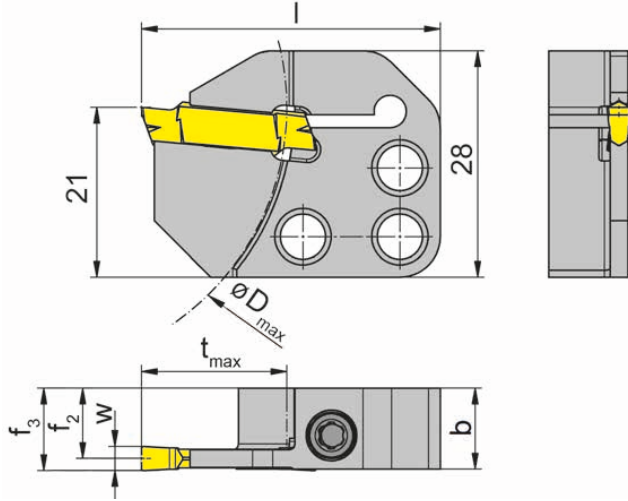
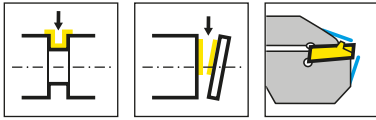
产品型号 Part number	t _{max}	b	f ₂	f ₃	D _{max}	l	夹持范围 Clamping range	HWS	HMS
RNK100.0840.1.4.03.IK	18	10	8.7	f ₂ + w/2	65	37	3.0-3.0	100038	840001
RNK100.0840.1.4.04.IK	18	10	8.2	f ₂ + w/2	65	37	4.0-4.0	100048	840001
RNK100.0840.3.4.02.IK	25	10	9	f ₂ + w/2	65	44	2.5-2.5	100028	840001
RNK100.0840.3.4.03.IK	25	10	8.7	f ₂ + w/2	65	44	3.0-3.0	100038	840001
RNK100.0840.1.01	18	10	9.2	f ₂ + w/2	65	37	2.0-2.0	100018	840001
RNK100.0840.1.02	18	10	9	f ₂ + w/2	65	37	2.5-2.5	100028	840001
RNK100.0840.1.03	18	10	8.7	f ₂ + w/2	65	37	3.0-3.0	100038	840001
RNK100.0840.1.04	18	10	8.2	f ₂ + w/2	65	37	4.0-4.0	100048	840001
RNK100.0840.1.05	18	10	7.7	f ₂ + w/2	65	37	5.0-5.0	100048	840001
RNK100.0840.3.02	25	10	9	f ₂ + w/2	65	44	2.5-2.5	100028	840001
RNK100.0840.3.03	25	10	8.7	f ₂ + w/2	65	44	3.0-3.0	100038	840001
LNK100.0840.1.4.03.IK	18	10	8.7	f ₂ + w/2	65	37	3.0-3.0	100038	840002
LNK100.0840.1.4.04.IK	18	10	8.2	f ₂ + w/2	65	37	4.0-4.0	100048	840002
LNK100.0840.3.4.02.IK	25	10	9	f ₂ + w/2	65	44	2.5-2.5	100028	840002
LNK100.0840.1.01	18	10	9.2	f ₂ + w/2	65	37	2.0-2.0	100018	840002
LNK100.0840.1.02	18	10	9	f ₂ + w/2	65	37	2.5-2.5	100028	840002
LNK100.0840.1.03	18	10	8.7	f ₂ + w/2	65	37	3.0-3.0	100038	840002
LNK100.0840.1.04	18	10	8.2	f ₂ + w/2	65	37	4.0-4.0	100048	840002
LNK100.0840.1.05	18	10	7.7	f ₂ + w/2	65	37	5.0-5.0	100048	840002
LNK100.0840.3.02	25	10	9	f ₂ + w/2	65	44	2.5-2.5	100028	840002
LNK100.0840.3.03	25	10	8.7	f ₂ + w/2	65	44	3.0-3.0	100038	840002

w见刀片
w see inserts

锁紧螺钉包含在刀杆内,不需要单独订购
The fastening screw is combined with the basic toolholder - no separate order required.

配件
Spare Parts

刀夹 Cassette	锁紧螺钉 Clamping Screw	TORX PLUS®扳手 TORX PLUS® Wrench
R/LNK100.0840...	4.20T15P	T15PQ
RNK100.0840.1.03	4.15T15P	T15PQ



R=右手型-如图
R = right hand version shown

L=左手型
L = left hand version

产品型号 Part number	t_{max}	b	f_2	f_3	D_{max}	l	夹持范围 Clamping range	HWS	HMS
RNK224.0840.1.4.02.IK	18	10	8.95	$f_2+w/2$	65	37	2.4-2.8	224028	840001
RNK224.0840.1.4.03.IK	18	10	8.7	$f_2+w/2$	65	37	2.8-3.7	224038	840001
RNK224.0840.1.4.04.IK	18	10	8.2	$f_2+w/2$	65	37	3.7-4.4	224048	840001
RNK224.0840.1.01	18	10	9.2	$f_2+w/2$	65	37	2.0-2.4	224018	840001
RNK224.0840.1.02	18	10	8.95	$f_2+w/2$	65	37	2.4-2.8	224028	840001
RNK224.0840.1.03	18	10	8.7	$f_2+w/2$	65	37	2.8-3.7	224038	840001
RNK224.0840.1.04	18	10	8.2	$f_2+w/2$	65	37	3.7-4.4	224048	840001
RNK224.0840.1.05	18	10	7.7	$f_2+w/2$	65	37	4.4-5.1	224058	840001
RNK224.0840.1.06	18	10	7.2	$f_2+w/2$	65	37	5.1-6.0	224068	840001
LNK224.0840.1.4.02.IK	18	10	8.95	$f_2+w/2$	65	37	2.4-2.8	224028	840002
LNK224.0840.1.4.03.IK	18	10	8.7	$f_2+w/2$	65	37	2.8-3.7	224038	840002
LNK224.0840.1.4.04.IK	18	10	8.2	$f_2+w/2$	65	37	3.7-4.4	224048	840002
LNK224.0840.1.01	18	10	9.2	$f_2+w/2$	65	37	2.0-2.4	224018	840002
LNK224.0840.1.02	18	10	8.95	$f_2+w/2$	65	37	2.4-2.8	224028	840002
LNK224.0840.1.03	18	10	8.7	$f_2+w/2$	65	37	2.8-3.7	224038	840002
LNK224.0840.1.05	18	10	7.7	$f_2+w/2$	65	37	4.4-5.1	224058	840002
LNK224.0840.1.06	18	10	7.2	$f_2+w/2$	65	37	5.1-6.0	224068	840002

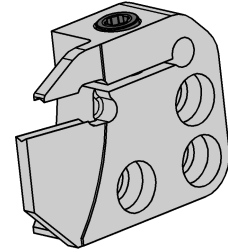
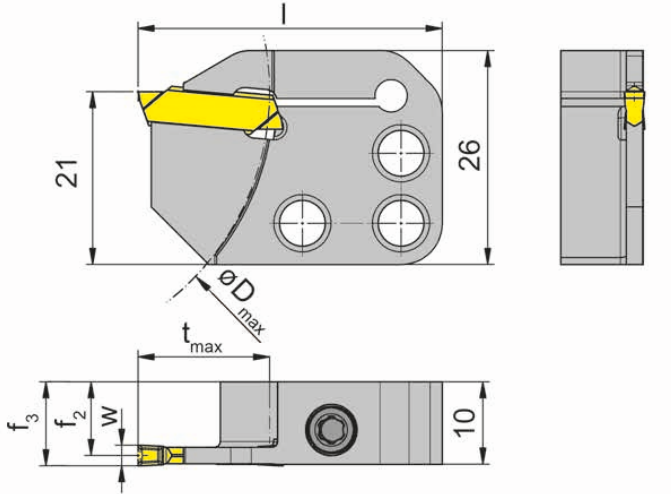
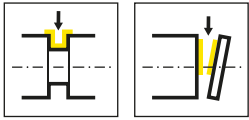
w见刀片
w see inserts

锁紧螺钉包含在刀杆内,不需要单独订购
The fastening screw is combined with the basic toolholder - no separate order required.

配件
Spare Parts

刀夹 Cassette	锁紧螺钉 Clamping Screw	TORX PLUS®扳手 TORX PLUS® Wrench
R/LNK224...	4.20T15P	T15PQ

B



R=右手型-如图
R = right hand version shown

L=左手型
L = left hand version

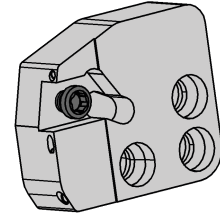
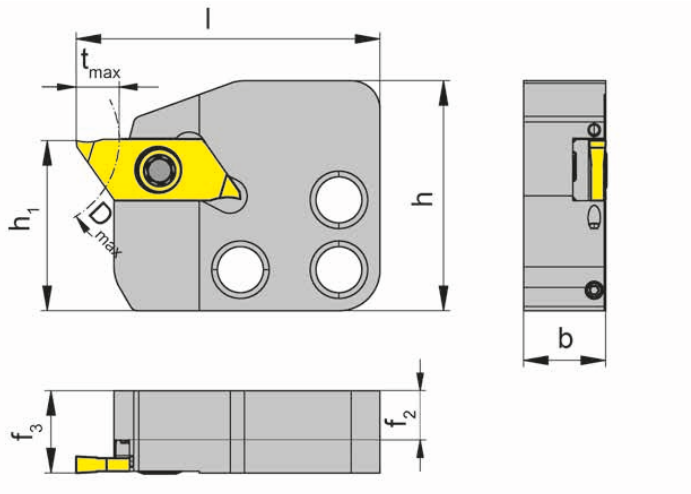
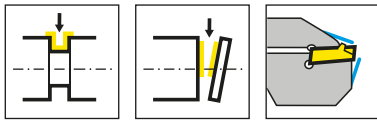
产品型号 Part number	t _{max}	f ₂	f ₃	D _{max}	l	夹持范围 Clamping range	HWS	HMS
RNK264.0840.1.01	13	10.2	f ₂ + w/2	65	37	1.5-1.5	26401	840001
RNK264.0840.1.02	16	10.2	f ₂ + w/2	65	37	2.0-2.0	26402	840001
RNK264.0840.1.03	16	10.2	f ₂ + w/2	65	37	2.5-2.5	26403	840001
RNK264.0840.1.04	16	10.2	f ₂ + w/2	65	37	3.0-3.0	26404	840001
LNK264.0840.1.01	13	10.2	f ₂ + w/2	65	37	1.5-1.5	26401	840002
LNK264.0840.1.02	16	10.2	f ₂ + w/2	65	37	2.0-2.0	26402	840002
LNK264.0840.1.03	16	10.2	f ₂ + w/2	65	37	2.5-2.5	26403	840002
LNK264.0840.1.04	16	10.2	f ₂ + w/2	65	37	3.0-3.0	26404	840002

w见刀片
w see indexable inserts

锁紧螺钉包含在刀杆内,不需要单独订购
The fastening screw is combined with the basic toolholder - no separate order required.

配件
Spare Parts

刀夹 Cassette	锁紧螺钉 Clamping Screw	TORX PLUS®扳手 TORX PLUS® Wrench
R/LNK264...	4.20T15P	T15PQ



R=右手型-如图
R = right hand version shown

L=左手型
L = left hand version

产品型号 Part number	t _{max}	b	f ₃	f ₂	D _{max}	l	h	h ₁	夹持范围 Clamping range	HWS	HMS
RNK274.0840.1.4.04.IK	6	10	f ₂ +w	6	25	37	28	20.7	0.5-4.0	274040R	840001 • 840002
RNK274.0840.1.04	6	10	f ₂ +w	6	25	37	21	21	0.5-4.0	274040R	840001 • 840002
LNK274.0840.1.04	6	10	f ₂ +w	6	25	37	21	21	0.5-4.0	274040L	840002 • 840001

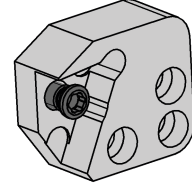
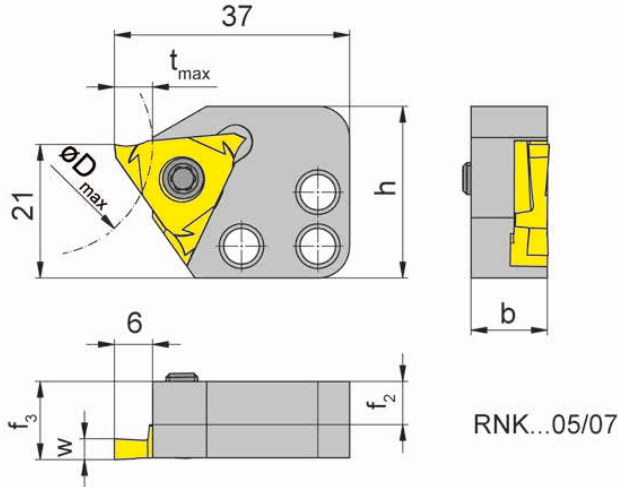
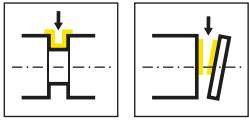
w见刀片
w see indexable inserts

锁紧螺钉包含在刀杆内,不需要单独订购
The fastening screw is combined with the basic toolholder - no separate order required.

配件
Spare Parts

刀夹 Cassette	锁紧螺钉 Clamping Screw	TORX PLUS®扳手 TORX PLUS® Wrench
RNK274...	030.3509.T15P	T15PQ

B



RNK...05/07

R=右手型-如图
R = right hand version shown

L=左手型
L = left hand version

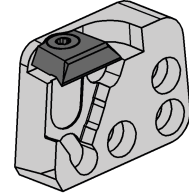
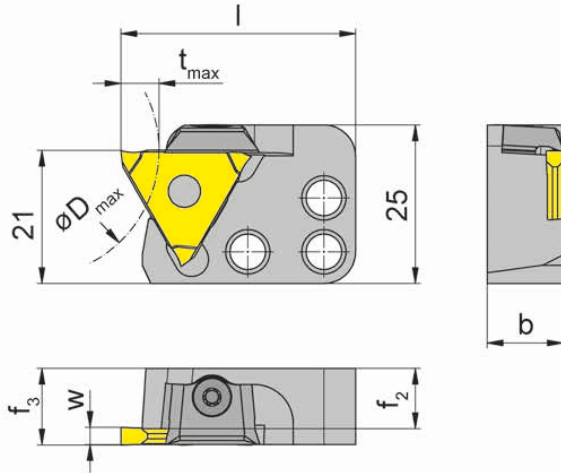
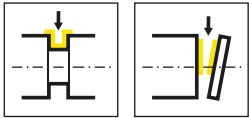
产品型号 Part number	t _{max}	b	f ₃	f ₂	D _{max}	l	h	夹持范围 Clamping range	HWS	HMS
RNK356.0840.1.05	5	12	f ₂ +w	6.8	-	37	27	3.25-5.45	31505L	840001
RNK356.0840.1.07	5	13	f ₂ +w	6	-	37	27	6.60-7.50	31507L	840001
RNK356.0840.1.16	5	12	f ₂ +w	6	35	37	23.4	5.45-6.60	31506L	840001
LNK356.0840.1.05	5	12	f ₂ +w	6.8	-	37	27	3.25-5.45	31505R	840002
LNK356.0840.1.07	5	13	f ₂ +w	6	-	37	27	6.60-7.50	31507R	840002
LNK356.0840.1.16	5	12	f ₂ +w	6	35	37	23.4	5.45-6.60	31506R	840002

w见刀片
w see indexable inserts

锁紧螺钉包含在刀杆内,不需要单独订购
The fastening screw is combined with the basic toolholder - no separate order required.

配件
Spare Parts

刀夹 Cassette	锁紧螺钉 Clamping Screw	TORX PLUS®扳手 TORX PLUS® Wrench
R/LNK356...	5.12T20P	T20PQ



R=右手型-如图
R = right hand version shown

L=左手型
L = left hand version

产品型号 Part number	t _{max}	b	f ₃	f ₂	D _{max}	l	夹持范围 Clamping range	HWS	HMS
RNK360.0840.1.01	4	12	f ₂ +w-a ₁	10.5	40	37	0.5-1.9	31201N • 31201R • 31201L • 31208N • 31211N	840001
RNK360.0840.1.02	6	12	f ₂ +w-a ₁	9.5	40	37	1.9-2.9	31202N • 31202R • 31202L	840001
LNK360.0840.1.02	6	12	f ₂ +w-a ₁	9.5	40	37	1.9-2.9	31202N • 31202R • 31202L	840002
LNK360.0840.1.04	6	16	f ₂ +w-a ₁	10.8	40	37	3.9-6.3	31204N • 31204R • 31204L	840002

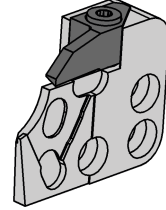
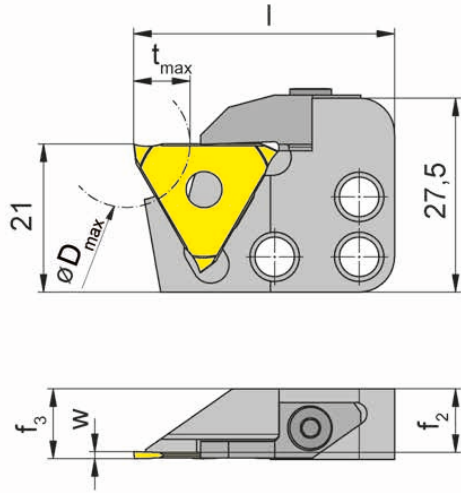
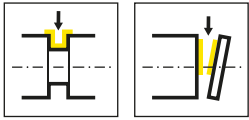
w, a1 见刀片
w, a1 see indexable inserts

锁紧螺钉包含在刀杆内, 不需要单独订购
The fastening screw is combined with the basic toolholder - no separate order required.

配件
Spare Parts

刀夹 Cassette	压板 Clamping element	TORX PLUS® 扳手 TORX PLUS® Wrench
R/LNK360.0840...	12.3	T10PL
LNK360.0840.1.04	14.4	T15PQ

B



R=右手型-如图
R = right hand version shown

L=左手型
L = left hand version

产品型号 Part number	t _{max}	f ₃	f ₂	D _{max}	l	夹持范围 Clamping range	HWS	HMS
RNK368.0840.1.08	8	f ₂ +w	9	18	37	0.5-1.2	31208N	840001
RNK368.0840.1.11	8	f ₂ +w	8.7	18	37	1.2-1.5	31211N	840001
LNK368.0840.1.08	8	f ₂ +w	9	18	37	0.5-1.2	31208N	840002
LNK368.0840.1.11	8	f ₂ +w	8.7	18	37	1.2-1.5	31211N	840002


w见刀片
w see indexable inserts

锁紧螺钉包含在刀杆内,不需要单独订购
The fastening screw is combined with the basic toolholder - no separate order required.

配件
Spare Parts

刀夹 Cassette	压板 Clamping element	TORX PLUS®扳手 TORX PLUS® Wrench
LNK368.0840.1...	010.0312.0482	T10PL
RNK368.0840.1...	010.0004.0427	T10PL

960



模块内冷切槽系统

- 常规刀柄
- 槽接杆

Modular grooving system with internal cooling

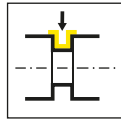
- Basic Toolholder
- Grooving Toolholder

切槽 (外圆)

Grooving (external)

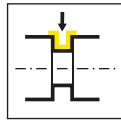
C

常规刀柄
Basic toolholder
960.BMT/960.MAZ/
960.VDI/960.HSKT
77/W13/W14/C3/C5
C6/C8/HSKT63/
HSKT100/HSKT40
VDI/TR/W89/842/845



页/Page
115-116, 118-119,
123, 126, 131,
135-141, 143-144,
147-148

槽接杆
Grooving toolholder
960/991/990/940



页/Page
120-121, 124,
127, 132, 145

找到对应您机床的刀具:
Find the right basic toolholder for your machine:

horn-group.com/produkte/grundhalter-fuer-modulares-abstechsystem-960/



Auswahl 960

HORN-Grundhalter für Abstechhalter System IK mit Kassette 845

Wählen Sie hier zunächst den Maschinenhersteller und danach den Typ Ihrer Maschine aus. Sie erhalten dann die passenden HORN-Artikelnummern für den Grundhalter und das Stechhaltestück.

Auswahl

Maschinenhersteller: Bitte wählen | Maschinentyp: Bitte wählen | Suchen

↓ Beispielauswahl ↓

Maschinenhersteller: Mori Seiki | Maschinentyp: NL/NLX 3000 | Suchen

Ergebnis für NL/NLX 3000

Grundhalter

960.BMT60.C0.00101

960

HORN base holder for system 960 with through coolant cassettes system 845

Select the machine manufacturer and then select the model to look up the appropriate HORN part numbers for the base holder and the through coolant cassette.

Your selection

Manufacturer: Please Select | Machine type: Please Select | Search

↓ Selection example ↓

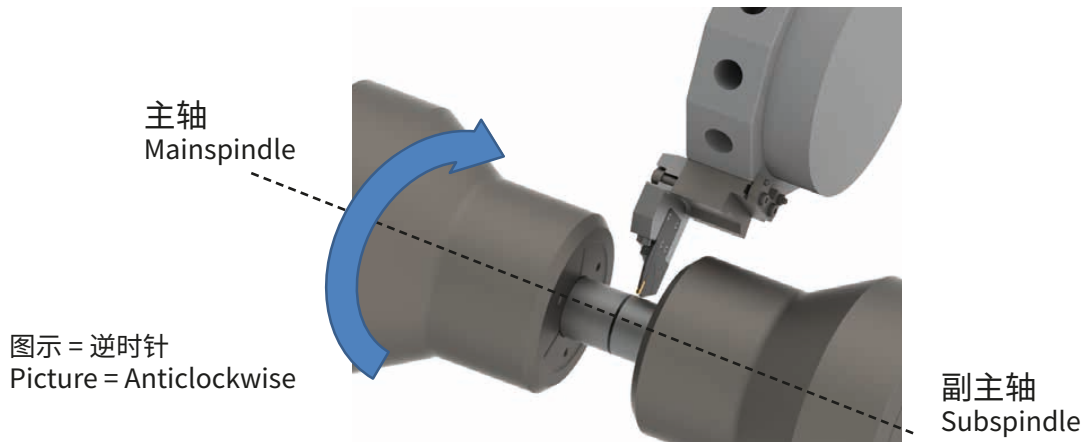
Manufacturer: Mori Seiki | Machine type: NL/NLX 3000 | Search

Result for NL/NLX 3000

Basic toolholder

960.BMT60.C0.00101

C



副主轴切断逆时针旋转
Parting off on the subspindle in
anti-clockwise rotation



副主轴切断顺时针旋转
Parting off on the subspindle in
clockwise rotation



主轴切断逆时针旋转
Parting off on the mainspindle in
anti-clockwise rotation



主轴切断顺时针旋转
Parting off on the mainspindle in
clockwise rotation



主刀柄 Basic toolholder	
选择BMT尺寸 Select size BMT	BMT40
选择主刀柄 Select basis toolholder	960.BMT40.C0.00101
注意尺寸 Notice dimension	$l_2 = 9 \text{ mm}$
槽接杆 Grooving toolholder	
外侧刀夹 External cassette	960.A....
内侧刀夹 (更高结构) Internal cassette (higher construction)	960.I....
选择 槽接杆 Select grooving toolholder	960.I.0.845.0003.IK
确认参考长度, 注意尺寸 Determining the reference length, Notice dimension	
主刀柄 960.BMT40... ($l_2 = 9 \text{ mm}$) 槽接杆 960.I...0003 ($l_2 = 80.5 \text{ mm}$) Basic toolholder 960.BMT40... Grooving toolholder 960.I...0003	$l_g = l_2 9 + l_2 80.5 \text{ mm} = 89.5 \text{ mm}$ $f = 66.8 \text{ mm}$
刀夹 Cassette	
尺寸 Dimensions	棒料直径-Ø 65 mm, 宽度 3 mm bar diameter 65 mm, width 3 mm
选择刀夹 Select cassette	LNK100.0845.34.4.73.IK
注意尺寸 Notice dimension	$l_k = 46 \text{ mm}$

计算刀柄总高度 Calculation of total height for toolholder	刀具数据 Tool data	
$l_g 89.5 \text{ mm} + l_k 46 \text{ mm} = 135.5 \text{ mm}$	x	z
	$r = 135.5 \text{ mm}$ $\varnothing = 271.0 \text{ mm}$	$f = 66.8 \text{ mm}$

计算夹紧装置回转直径
Calculation of swing diameter clamping device


$135.5 \text{ mm} - l_1 (27 \text{ mm}) = 108.5 \text{ mm}$ 结果圆弧直径 最大 217 mm
 $135,5 \text{ mm} - l_1 (27 \text{ mm}) = 108,5 \text{ mm}$ results in a maximum circular diameter of 217 mm



Star 转塔
Star turrets

转塔
Turrets


C




960.BMT...



960.MAZ...



960.VDI..C...



960.VDI.30.B...
960.VDI.40.B...


960.VDI.50.B...



960.A...



960.I...



960.Q.0.845.0000.IK

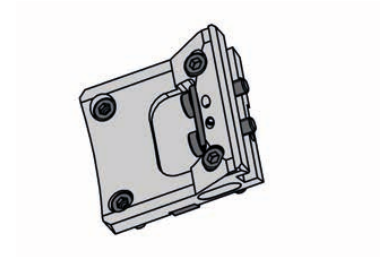
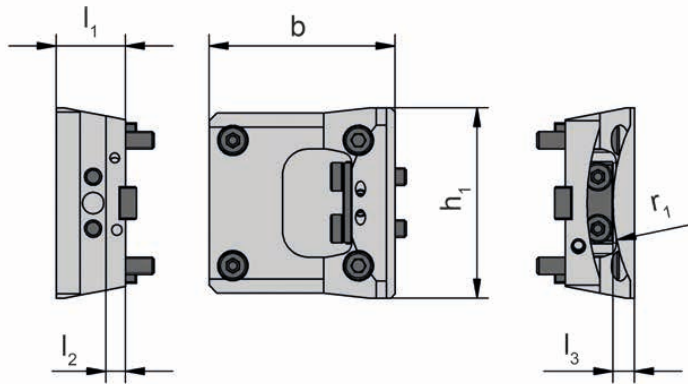
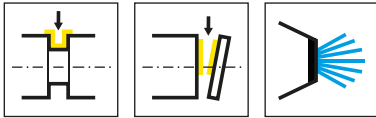
960.Q.0.845.0001.IK



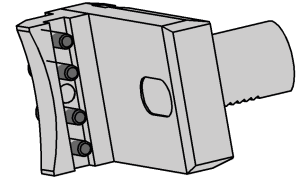
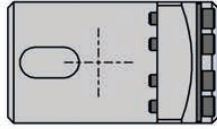
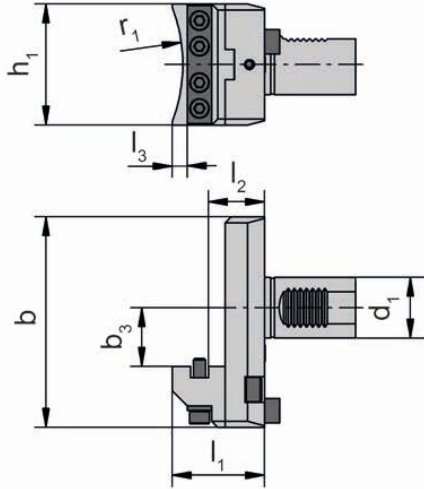
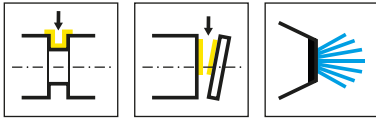
RNK100.0845...



LNK100.0845..



产品型号 Part number	l_3	l_2	h_1	b	r_1	l_1	HWS
960.BMT00.CO.00601	-	-42	95	110	-	20	
960.BMT00.CO.00701	7	34	80	102	88	58	FN12
960.BMT00.CO.00901	7	57	78	139	105	81	FN12
960.BMT00.CO.01101	17.5	-38.5	114	130	51	20	
960.BMT00.CO.01301	-	19	108	135	-	42	FN12
960.BMT00.CO.01601	-	-24	102	120	-	30	
960.BMT00.CO.01701	8	9.5	90	78	73.5	32	FN12
960.BMT32.CO.00101	-	1	100	112.5	-	25	FN12
960.BMT38.CO.00101	7	9	75	86	83	32	FN12
960.BMT40.CO.00101	5	9	82	120	88	32	FN12
960.BMT42.CO.00101	7	9	80	68	70	32	FN12
960.BMT45.CO.00101	10	9	75	83	85	32	FN12
960.BMT45.CO.00201	8	9	74	100.5	85	30	FN12
960.BMT55.CO.00101	8	9	84	84	83	30	FN12
960.BMT55.CO.00201	10	9	84	104	105.5	32	FN12
960.BMT55.CO.00301	9	9	92	104	86	32	FN12
960.BMT55.CO.00401	10	9	84	94.5	85	32	FN12
960.BMT60.CO.00101	4	9	108	133	87	32	FN12
960.BMT65.CO.00101	8	9	91	99	83	30	FN12
960.BMT65.CO.00201	10	9	99	106	83	32	FN12
960.BMT65.CO.00301	9	13	96	109	127.5	36	FN12
960.BMT68.CO.00101	7	26	86	137	76	48	FN12
960.BMT75.CO.00101	11	19	112	132.5	127.5	45	FN12
960.BMT80.CO.00101	7	10	96	120	88	33	FN12
960.BMT80.CO.00201	-	26	96	174.5	-	48	FN12



产品型号 Part number	l_3	l_2	h_1	b_3	b	r_1	l_1	d_1	HWS
960.MAZ40.C0.00101	7	37	76	60	139	105	61	40	FN12
960.MAZ40.C0.00201	7	37	78	60	139	105	61	40	FN12
960.MAZ40.C0.00301	6	34	78	63	142	88	58	40	FN12
960.MAZ40.C0.00401	6	34	78	63	142	88	58	40	FN12
960.MAZ50.C0.00101	6	52	96	60	140	100	77	50	FN12
960.MAZ00.C0.00101	7	37	80	38.75	139	105	61	40	FN12
960.MAZ00.C0.00201	7	37	78	60	139	105	61	40	FN12


总览 845 刀夹 + VDI 主刀柄

Overview of cassettes 845 + basic toolholder VDI



不同 VDI-主刀柄 配 同一槽接杆

1 Grooving toolholder fits all basic VDI toolholders



1 主刀柄 + 1 槽接杆 = 4 种安装可能



1 Basic toolholder + 1 Grooving toolholder = 4 possibilities of assembling

左-常规位置



Left - normal position

右-常规位置

Right - normal position



相同的槽接杆
Identical grooving toolholder

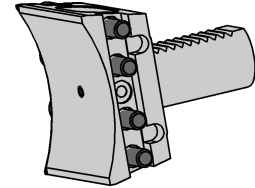
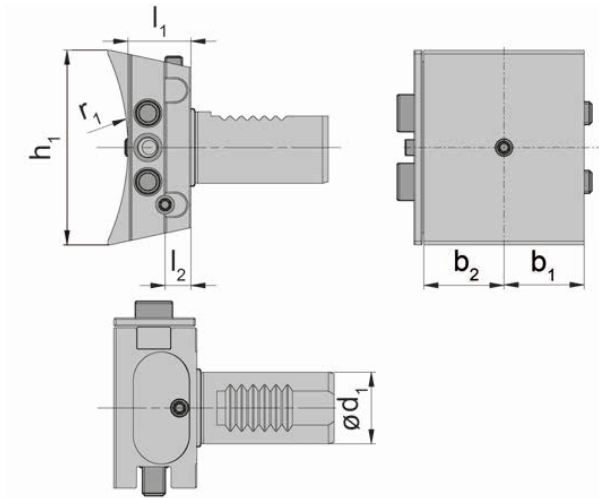
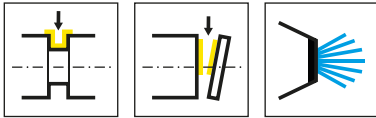


左-倒置位置

Left - overhead position

右-倒置位置

Right - overhead position



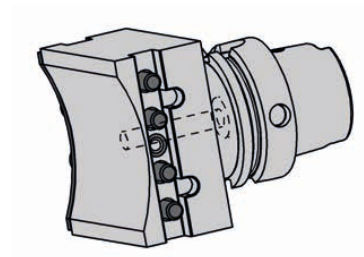
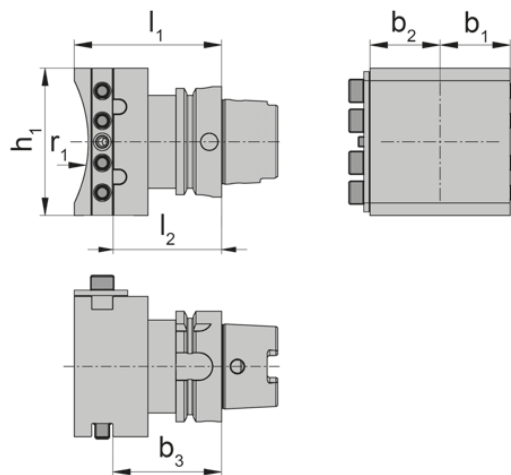
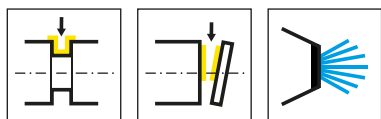
产品型号 Part number	l_1	l_2	h_1	b_2	b_1	r_1	d_1	HWS	HMS
960.VDI25.C0.00101	23	9	68	28	28	80	25	FN12	VDI25
960.VDI30.C0.00101	23	9	76	34	34	80	30	FN12	VDI30
960.VDI40.C0.00101	23	9	84	40	40	80	40	FN12	VDI40
960.VDI50.C0.00101	24	11	98	40	40	80	50	FN12	VDI50

常规刀柄960.VDI25.C0... 槽接杆960.A.0.842... 和960.I.0.0842... 当采用槽接杆 960.A.0.845... 和 960.I.0.0845... **注意干涉轮廓!**

Basic holder 960.VDI25.C0... for grooving toolholder 960.A.0.842... and 960.I.0.0842...

When using grooving toolholder 960.A.0.845... and 960.I.0.0845... **observe interference contour!**

槽接杆960.A... 和 960.I...
for grooving toolholder 960.A... and 960.I...



产品型号 Part number	l_1	l_2	h_1	b_2	b_1	b_3	r_1	d_1	HWS
960.HSKT63.C0.00101	76	62	84	40	40	62	80	63	FN12

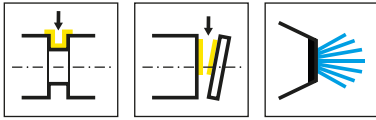
槽接杆960.A... 和 960.I...

for grooving toolholder 960.A... and 960.I...

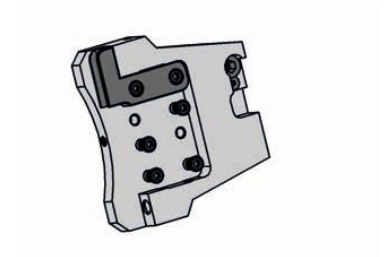
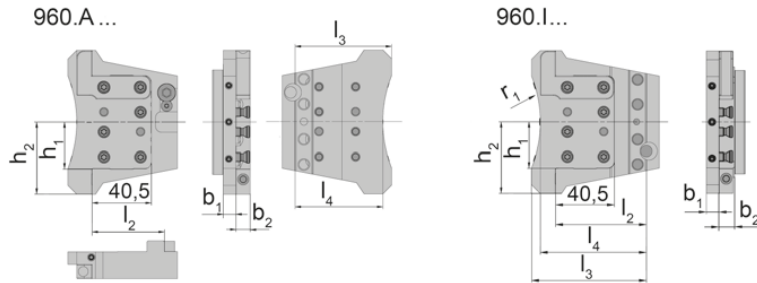
当采用槽接杆960.A.0.845... 和960.I.0.0845... **注意干涉轮廓!**

When using grooving toolholder 960.A.0.845... and 960.I.0.0845... **observe interference contour!**





C



960.A... = 外侧刀夹
960.A... = cassettes external

960.I... = 内侧刀夹 (13 mm 更长的结构)
960.I... = cassettes internal (13 mm higher construction)

产品型号 Part number	l_2	l_3	l_4	h_1	h_2	r_1	b_1	b_2	HWS	HMS
960.A.0.842.0000.IK	45.5	55	49.5	21	36.5	70	8.7	10.2	842001 • 842002	FN12
960.A.0.845.0000.IK	49.5	66	60	31.65	49	85	8.6	9.8	845001 • 845002	FN12
960.I.0.842.0001.IK	58.5	68	62.5	21	36.5	70	8.7	10.8	842001 • 842002	FN12
960.I.0.845.0008.IK	62.5	79	73	31.65	49	85	7.4	10.8	845001 • 845002	FN12
960.A.0.845.0002.IK	67.5	84	78	31.65	49	85	8.7	9.8	845001 • 845002	FN12
960.A.0.845.0004.IK	85	101.5	95.5	31.65	49	85	8.7	9.8	845001 • 845002	FN12
960.I.0.845.0001.IK	62.5	79	73	31.65	49	85	8.7	10.8	845001 • 845002	FN12
960.I.0.845.0003.IK	80.5	97	91	31.65	49	85	8.7	10.8	845001 • 845002	FN12

960.I.0.845.0008.IK:

无顶侧位置

960.I.0.845.0008.IK:

No overhead position possible

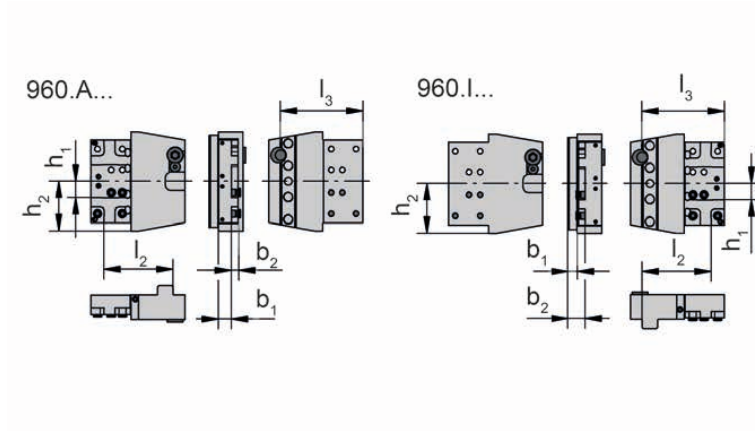
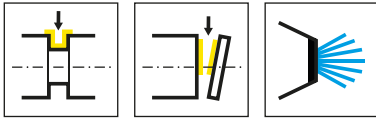
切槽刀架可与右手和左手刀夹配合使用。

Grooving toolholder can be used with right and left hand cassettes.

配件

Spare Parts

Grooving toolholder	锁紧螺钉 Clamping Screw
960...	6.18T20P



960.A... = 外侧刀夹
960.A... = cassettes external

960.I... = 内侧刀夹 (13 mm 更长的结构)
960.I... = cassettes internal (13 mm higher construction)

产品型号 Part number	l_2	l_3	h_1	h_2	b_1	b_2	HWS	HMS
960.A.0220.0001.IK	53	63	12.5	37.75	10	8.8	220002	FN12
960.I.0220.0001.IK	53	63	12.5	37.75	6	12.8	220001	FN12

配件
Spare Parts

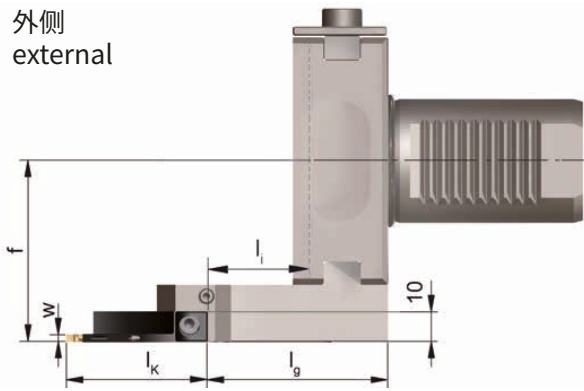
Grooving toolholder	锁紧螺钉 Clamping Screw	螺钉 Screw	TORX PLUS®扳手 TORX PLUS® Wrench
960...	5.12T20P	4.08.10642	T20PQ

确认参考长度

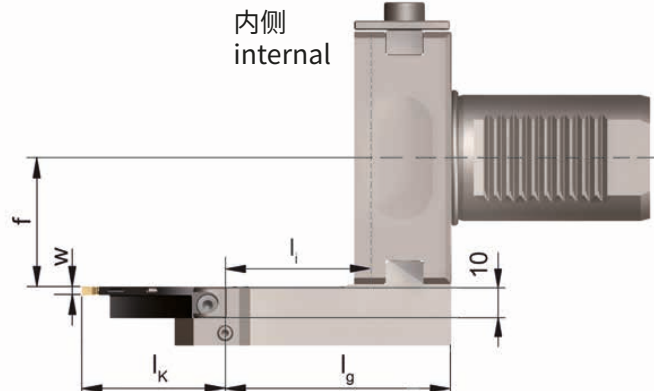
Determining the reference length



外侧
external



内侧
internal



$$l_k \text{ (刀夹长)} + l_g \text{ (l2 槽接杆 + l2 主刀柄)}$$

$$l_k \text{ (Length of cassette)} + l_g \text{ (l}_2 \text{ Grooving toolholder + l}_2 \text{ Basic toolholder)}$$

图示 VDI
Picture VDI

推荐

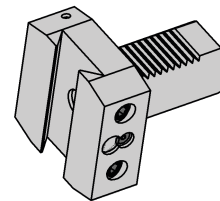
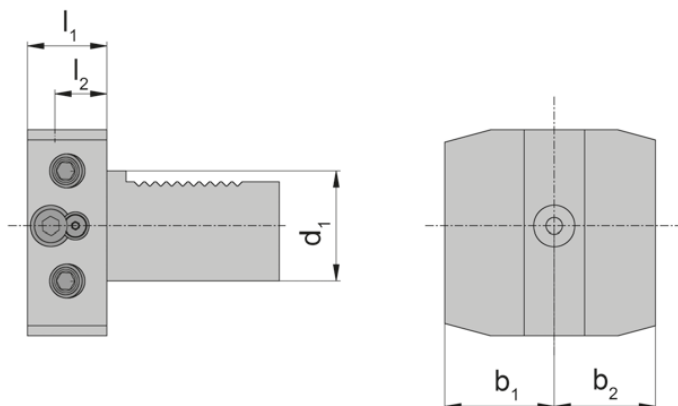
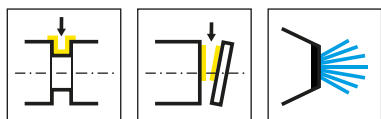
请注意max值. 机床回转直径 \emptyset .
检查卡盘至刀杆的旋转直径 \emptyset

Basic Recommendations

Please note the max. swing circle \emptyset of the machine manufacturers.
Check rotation \emptyset of the chuck to the toolholder.

计算，请见确定刀具数据“在开始章节”

For calculation please see „Determining data tool“ at the beginning of the chapter



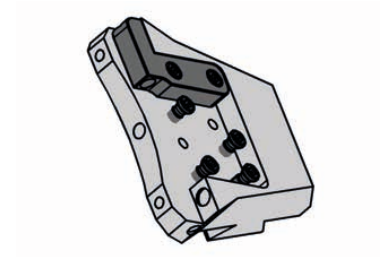
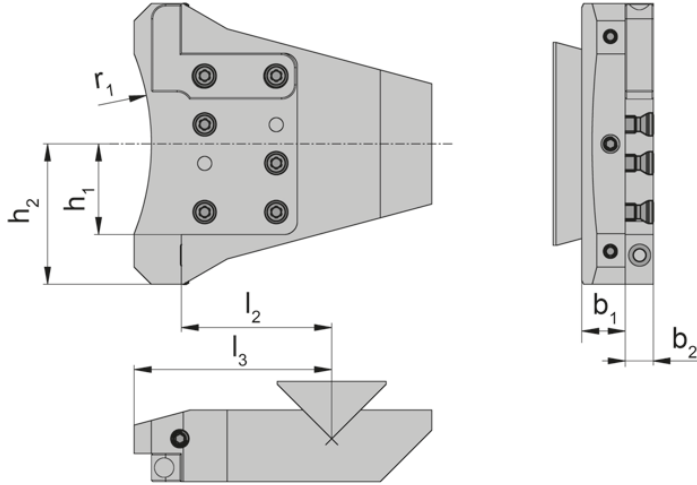
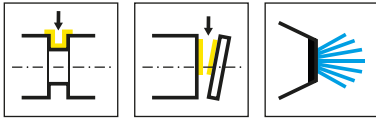
产品型号 Part number	l_2	b_2	b_1	l_1	d_1	HMS
960.VDI30.B0.00101	16	35	35	26	30	VDI30
960.VDI40.B0.00101	19	37	37	29	40	VDI40
960.VDI50.B0.00101	19	50	50	29	50	VDI50

基本刀架 960.VDI30... 和 960.VDI40... 适用于切槽刀架 960.Q.0.845.0000.IK

基本刀架 960.VDI50... 适用于切槽刀架 960.Q.0.845.0001.IK

Basic toolholder 960.VDI30... and 960.VDI40... for grooving toolholder 960.Q.0.845.0000.IK
Basic toolholder 960.VDI50... for grooving toolholder 960.Q.0.845.0001.IK





产品型号 Part number	l_2	l_3	h_1	h_2	r_1	b_1	b_2	HWS
960.Q.0.845.0000.IK	52.5	69	31.65	49	85	15.2	9.8	845001 • 845002
960.Q.0.845.0001.IK	35.5	50	31.65	49	85	15.2	9.8	845001 • 845002

切槽刀架可与右手和左手刀夹配合使用。
Grooving toolholder can be used with right and left hand cassettes.


基本刀架 960.VDI30... 和 960.VDI40... 适用于切槽刀架 960.Q.0.845.0000.IK

基本刀架 960.VDI50... 适用于切槽刀架 960.Q.0.845.0001.IK
Basic toolholder 960.VDI30... and 960.VDI40... for grooving toolholder 960.Q.0.845.0000.IK
Basic toolholder 960.VDI50... for grooving toolholder 960.Q.0.845.0001.IK

配件
Spare Parts

槽接杆 Grooving toolholder	锁紧螺钉 Clamping Screw
960.Q.0.845.0000.IK	6.18T20P
960.Q.0.845.0001.IK	

配 Traub TNC 42/65
for Traub TNC 42/65



77...



R/L991.X842...R.IK



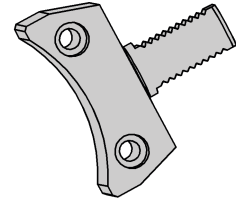

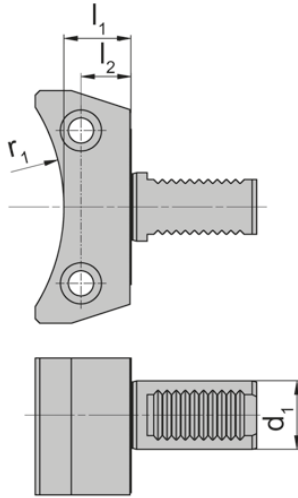
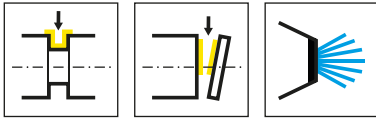
R/L991.X842...L.IK



RNK...0842...



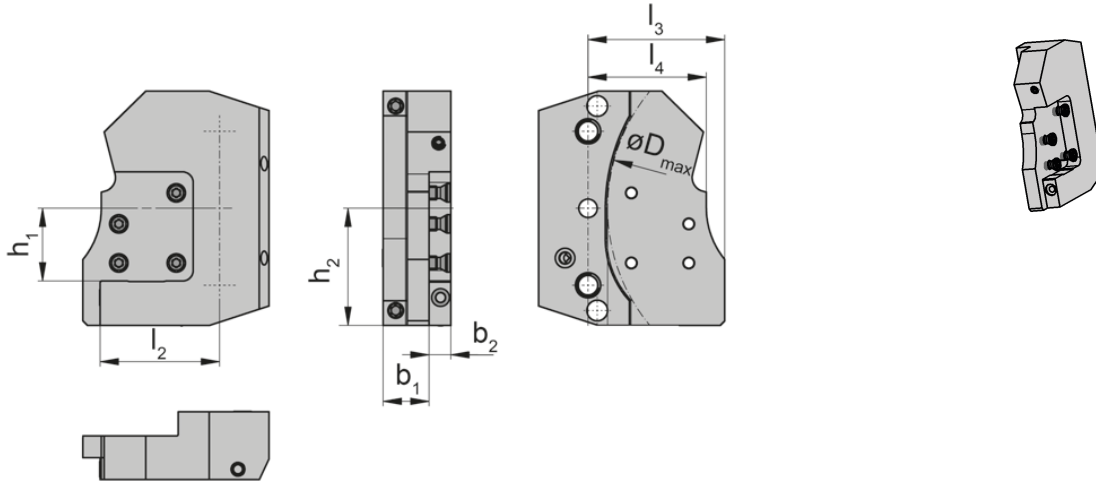
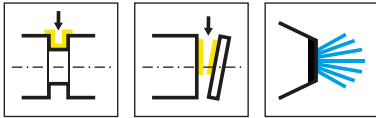
LNK...0842...



产品型号 Part number	l_2	b_2	b_1	l_1	r_1	d_1	机床型号 Machine type
776457	22	35	25	29.5	82.5	30	TRAUB TNC 42/65 - 10 Stations

槽接杆 Grooving toolholder

991



图片 = R...R
Picture = R...R

L...L = 左手型号
L...L = left hand version

产品型号 Part number	l ₂	l ₃	l ₄	h ₁	h ₂	b ₁	b ₂	D _{max}	HWS	HMS
R991.X842.73102.L.IK	50	57.5	49.5	21	51	20	9.8	160	842001 • 842002	Index Traub
R991.X842.73102.R.IK	50	57.5	49.5	21	51	20.3	9.8	160	842001 • 842002	Index Traub
L991.X842.73102.L.IK	50	57.5	49.5	21	51	20	9.8	160	842001 • 842002	Index Traub
L991.X842.73102.R.IK	50	57.5	49.5	21	51	20.3	9.8	160	842001 • 842002	Index Traub

切槽刀架可与右手和左手刀夹配合使用。
Grooving toolholder can be used with right and left hand cassettes.

建议:

将切槽刀架 ...L.IK 用于左手刀夹 将切槽刀架 ...R.IK 用于右手刀夹。

Recommendation:

Use grooving toolholder ...L.IK for left hand cassettes and grooving toolholder ...R.IK for right hand cassettes.

配件

Spare Parts

Grooving toolholder	冷却液喷嘴Coolant spray nozzle	锁紧螺钉 Clamping Screw	TORX PLUS®扳手 TORX PLUS® Wrench
R/L991...	020.0806.3116	5.18T20P	T20PQ

确认参考长度

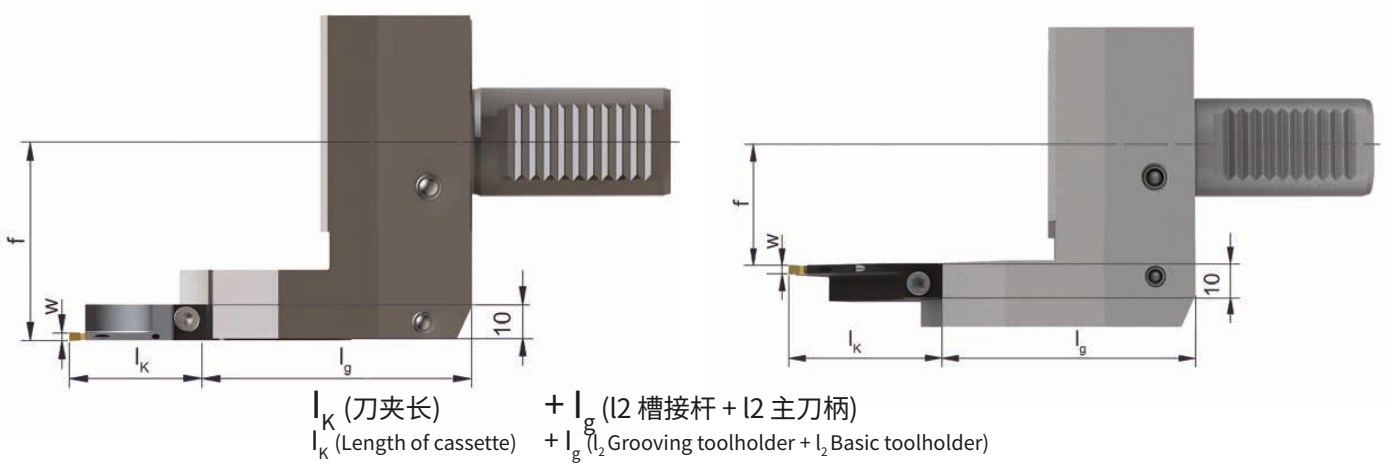
Determining the reference length



外侧
external

内侧
internal

C



图示 VDI
Picture VDI

推荐


请注意max值. 机床回转直径 \emptyset .
检查卡盘至刀杆的旋转直径 \emptyset

Basic Recommendations


Please note the max. swing circle \emptyset of the machine manufacturers.
Check rotation \emptyset of the chuck to the toolholder.

主刀柄 Basic toolholder	槽接杆 Grooving toolholder		槽接杆 Grooving toolholder	
	L991.X842...L.IK / R991.X842...R.IK		L991.X842...R.IK / R991.X842...L.IK	
	f	lg	f	lg
776457	55.2	72	35.1	72


配 Traub 和 Index
for Traub and Index



W13... / W14...



R/L990.X845...R.IK



R/L990.X845...L.IK

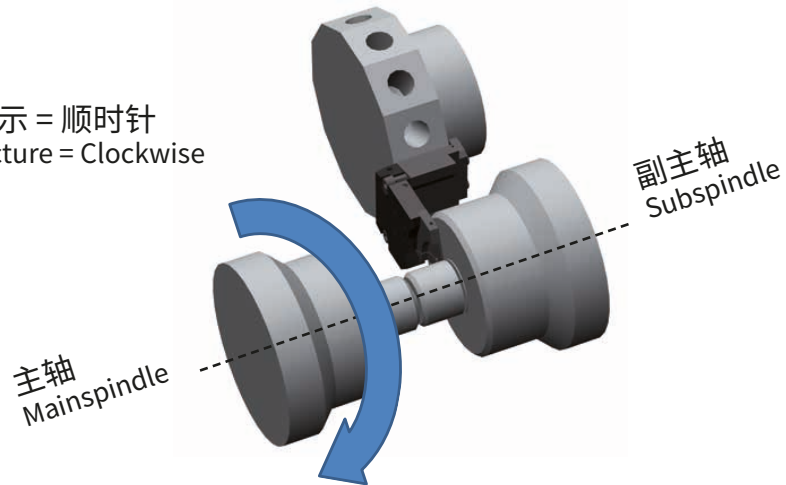


RNK100.0845...




LNK100.0845..

图示 = 顺时针
Picture = Clockwise




副主轴切断逆时针旋转
Parting off on the subspindle in
anti-clockwise rotation



槽接杆
Grooving toolholder
L990.X845...R.IK

刀夹
Cassette
RNK100.0845...


副主轴切断顺时针旋转
Parting off on the subspindle in
clockwise rotation



槽接杆
Grooving toolholder
R990.X845...L.IK

刀夹
Cassette
LNK100.0845...


主轴切断逆时针旋转
Parting off on the main spindle in
anti-clockwise rotation



槽接杆
Grooving toolholder
L990.X845...L.IK

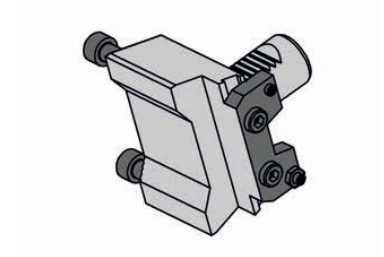
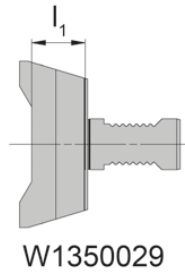
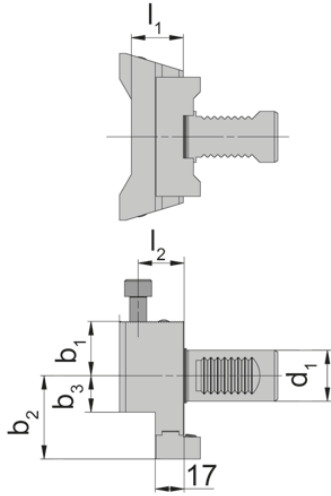
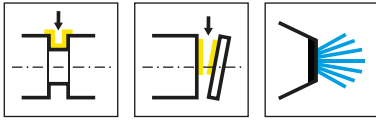
刀夹
Cassette
LNK100.0845...

主轴切断顺时针旋转
Parting off on the main spindle in
clockwise rotation



槽接杆
Grooving toolholder
R990.X845...R.IK

刀夹
Cassette
RNK100.0845...



产品型号 Part number	l_2	b_2	b_1	b_3	l_1	d_1	机床型号 Machine type	类型 Type	HWS	HMS
W1310001	27	45	31.85	21.5	30.5	30	Index C200/G160/G250/G300	V型板条 V-Strip	Index Traub	Index Traub
W1340039	27	49	31.85	21.5	30.5	30	Traub TNX 42/65	T型板条 T-Strip	Index Traub	Index Traub
W1350029	27.6	35	31.85	21.5	31	30	Index G220/G250/G300/C200 Traub TNX42/65/	W-型齿 W-Gearing	Index Traub	Index Traub
W1410000	27	52.5	34.85	29	31	40	Index G220/G250/G400 Traub TNX80	V型板条 V-Strip	Index Traub	Index Traub
W1440005	27	56.5	34.85	29	31	40	Traub TNX80	T型板条 T-Strip	Index Traub	Index Traub
W1450018	27	42.5	34.85	2.5	31	40	Index G250	W-型齿 W-Gearing	Index Traub	Index Traub

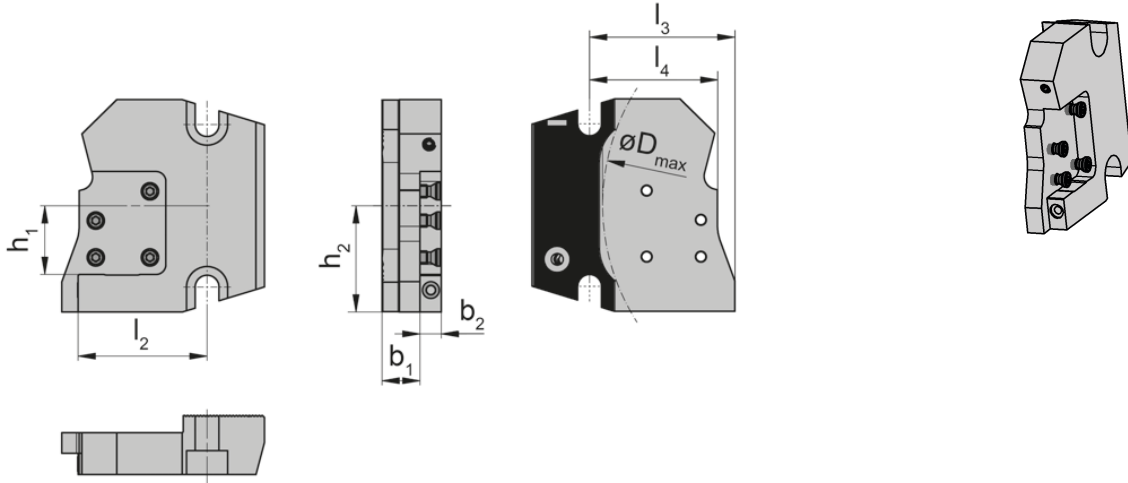
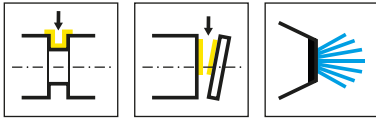
库存不再提供基本刀架 W1450018, 仍提供切槽刀架和刀夹。

For basic toolholder W1450018 that is no longer on stock, the grooving toolholder and cassettes are still available.

槽接杆R990.X845... 和L990.X845...
for grooving toolholder R990.X845... and L990.X845...

槽接杆 Grooving toolholder

990



图片 = R...R
Picture = R...R

L...L = 左手型号
L...L = left hand version

产品型号 Part number	l ₂	l ₃	l ₄	h ₁	h ₂	b ₁	b ₂	D _{max}	HWS	HMS
R990.X845.8698.L.IK	59.5	67	59	31.65	49	15	9.8	200	845001 • 845002	Index Traub
R990.X845.8698.R.IK	59.5	67	59	31.65	49	17.5	9.8	200	845001 • 845002	Index Traub
L990.X845.8698.L.IK	59.5	67	59	31.65	49	17.5	9.8	200	845001 • 845002	Index Traub
L990.X845.8698.R.IK	59.5	67	59	31.65	49	15	9.8	200	845001 • 845002	Index Traub

切槽刀架可与右手和左手刀夹配合使用。
Grooving toolholder can be used with right and left hand cassettes.

建议:
将切槽刀架 ...L.IK 用于左手刀夹 将切槽刀架 ...R.IK 用于右手刀夹。

Recommendation:
Use grooving toolholder ...L.IK for left hand cassettes and grooving toolholder ...R.IK for right hand cassettes.

配件 Spare Parts

Grooving toolholder	冷却液喷嘴 Coolant spray nozzle	锁紧螺钉 Clamping Screw	TORX PLUS®扳手 TORX PLUS® Wrench
R/L990.X845.8698.L.IK	020.0806.3116	6.18T20P	T20PQ
R/L990.X845.8698.R.IK	020.0806.3116	6.18T20P	

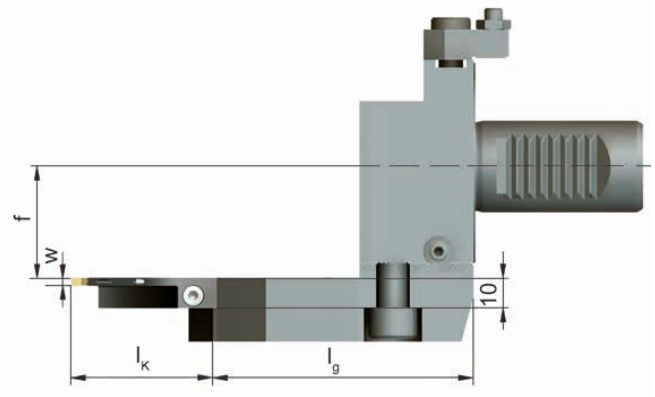
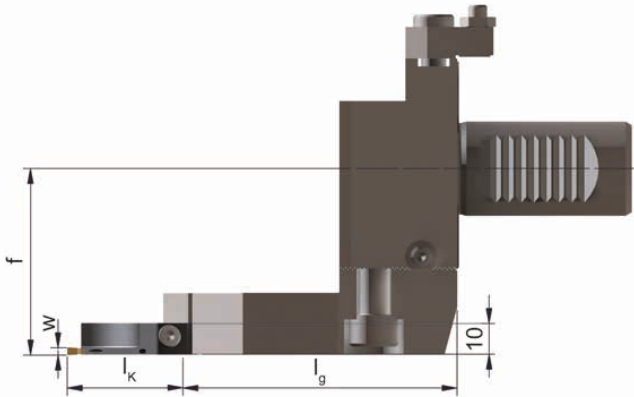
确认参考长度

Determining the reference length



外侧
external

内侧
internal



l_k (刀夹长) + l_g (l₂ 槽接杆 + l₂ 主刀柄)
 l_k (Length of cassette) + l_g (l₂ Grooving toolholder + l₂ Basic toolholder)

图示 VDI
Picture VDI

推荐


请注意max值. 机床回转直径Ø.
检查卡盘至刀杆的旋转直径Ø

Basic Recommendations


Please note the max. swing circle Ø of the machine manufacturers.
Check rotation Ø of the chuck to the toolholder.

基本刀柄 Basic toolholder	槽接杆 Grooving toolholder		槽接杆 Grooving toolholder	
	L990.X845...L.IK / R990.X845...R.IK		L990.X845...R.IK / R990.X845...L.IK	
	f	lg	f	lg
W1310001	59.55	86.5	36.65	86.5
W1340039	59.55	86.5	36.65	86.5
W1350029	59.55	87.1	36.65	87.1
W1410000	62.55	86.5	39.65	86.5
W1440005	62.55	86.5	39.65	86.5
W1450018	62.55	86.5	39.65	86.5


C




C3.../C5.../C6...



HSKT63...



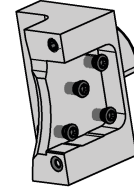
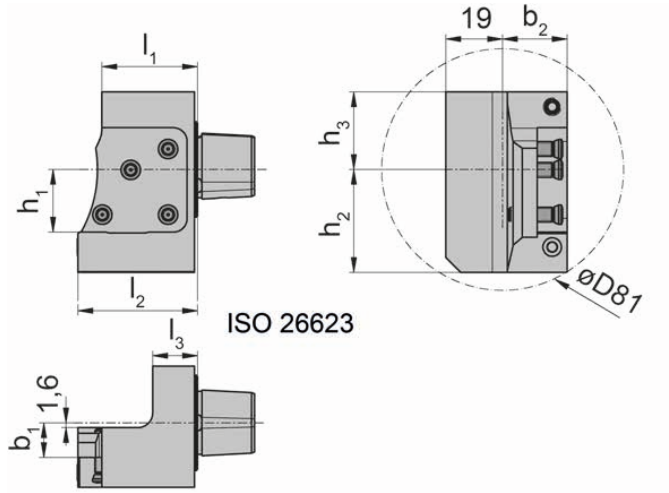
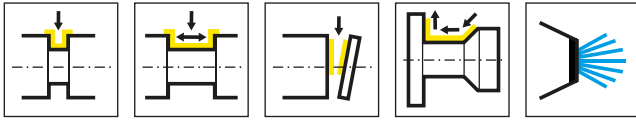
L/RNK...0842...
L/RNK...0845...



HSKT40...



L/RNK100.0842...



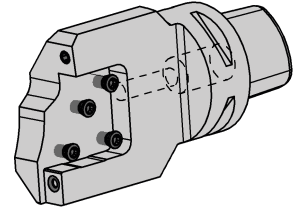
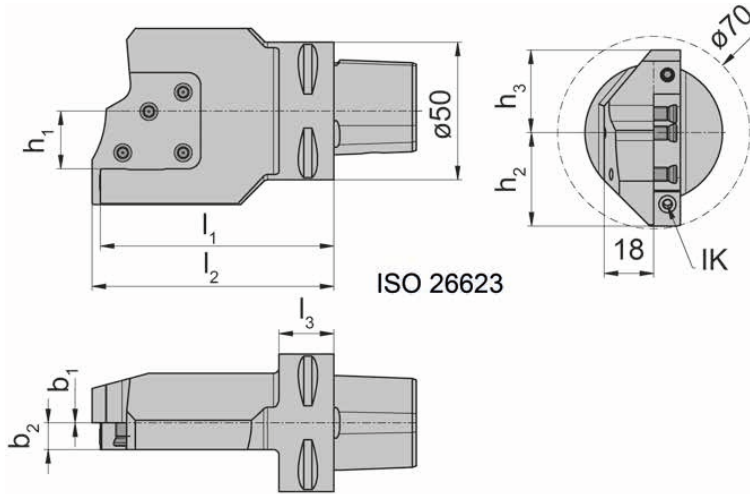
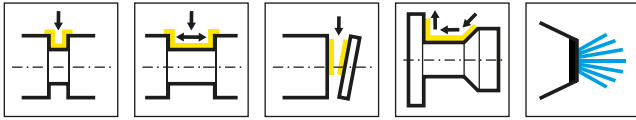
R=右手型-如图
R = right hand version shown

L=左手型
L = left hand version

产品型号 Part number	l_2	l_1	h_1	h_2	h_3	b_1	l_3	b_2	机床型号 Machine type	HWS
C3.L842.A.01.K1	40	32	21	34.5	26	11.6	15	21.6	TRAUB TNL18/32/	842001 • 842002
C3.R842.A.01.K1	40	32	21	34.5	26	11.6	15	21.6	TRAUB TNL18/32/	842001 • 842002

配件
Spare Parts

常规刀柄 Basic toolholder	锁紧螺钉 Clamping Screw	TORX PLUS®扳手 TORX PLUS® Wrench
C3...	5.18T20P	T20PQ



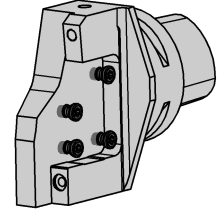
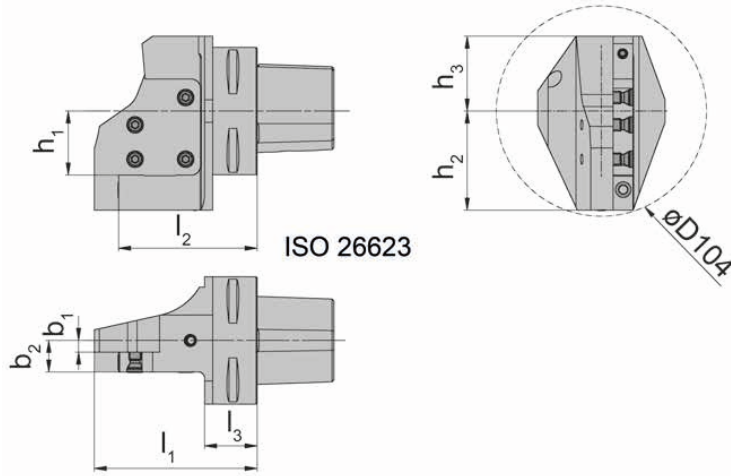
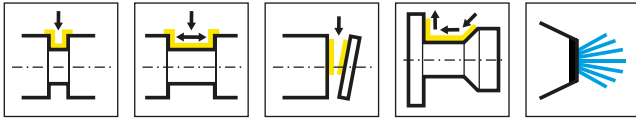
R=右手型-如图
R = right hand version shown

L=左手型
L = left hand version

产品型号 Part number	l_2	l_1	h_1	h_2	h_3	b_1	l_3	b_2	HWS
C5.R842.01.K1	88	85	21	34	30	0	25	18	842001 • 842002

配件
Spare Parts

常规刀柄 Basic toolholder	锁紧螺钉 Clamping Screw	TORX PLUS®扳手 TORX PLUS® Wrench
C5.R842.01.K1	5.18T20P	T20PQ



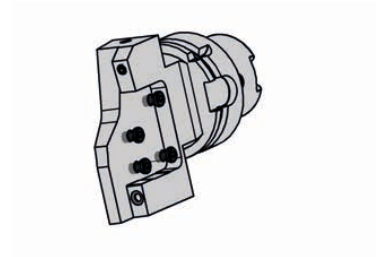
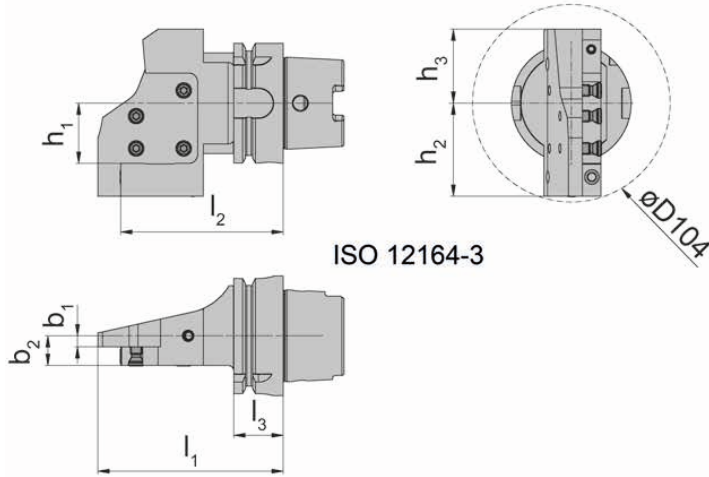
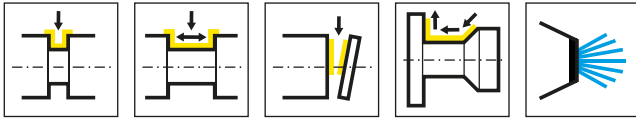
R=右手型-如图
R = right hand version shown

L=左手型
L = left hand version

产品型号 Part number	l_2	l_1	h_1	h_2	h_3	b_1	l_3	b_2	HWS
C6.L845.01.K1	68.5	80.5	31.65	49	37	5.8	22	15.6	845001 • 845002
C6.R845.01.K1	68.5	80.5	31.65	49	37	5.8	22	15.6	845001 • 845002
C8.L845.01.K1	77.5	80.5	31.65	49	40	5.8	31	15.6	845001 • 845002
C8.R845.01.K1	77.5	80.5	31.65	49	40	5.8	31	15.6	845001 • 845002

配件
Spare Parts

常规刀柄 Basic toolholder	锁紧螺钉 Clamping Screw	TORX PLUS®扳手 TORX PLUS® Wrench
C6...	6.18T20P	T20PQ



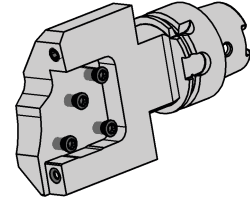
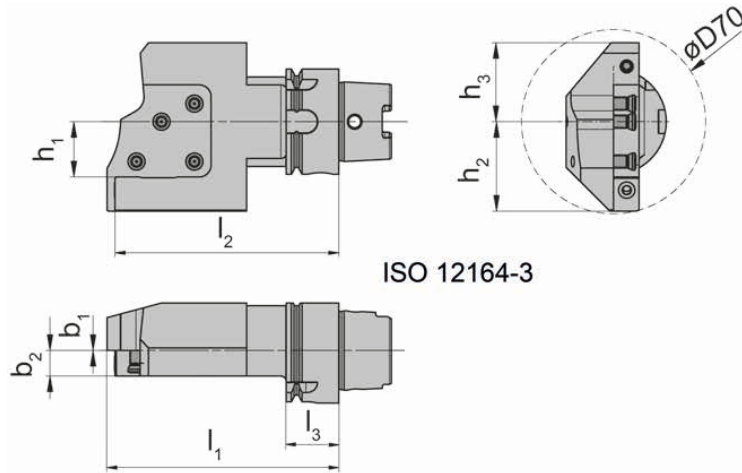
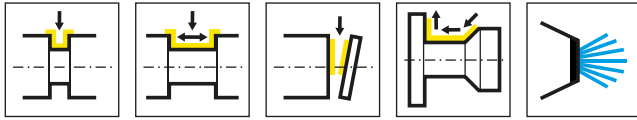
R=右手型-如图
R = right hand version shown

L=左手型
L = left hand version

产品型号 Part number	l_2	l_1	h_1	h_2	h_3	l_3	b_2	HWS
HSKT63.L845.01.K1	85.5	97.5	31.65	49	39	26	15.6	845001 • 845002
HSKT63.R845.01.K1	85.5	97.5	31.65	49	39	26	15.6	845001 • 845002
HSKT100.L845.01.K1	-	-	31.65	49	50	28.95	15.6	845001 • 845002
HSKT100.R845.01.K1	-	-	31.65	49	50	28.95	15.6	845001 • 845002

配件
Spare Parts

常规刀柄 Basic toolholder	锁紧螺钉 Clamping Screw	TORX PLUS®扳手 TORX PLUS® Wrench
HSKT63...	6.18T20P	T20PQ



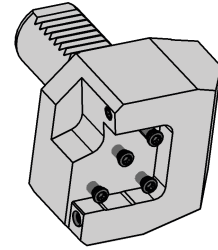
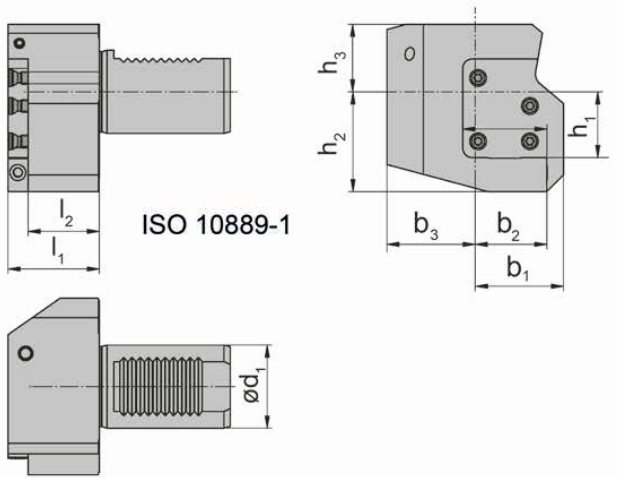
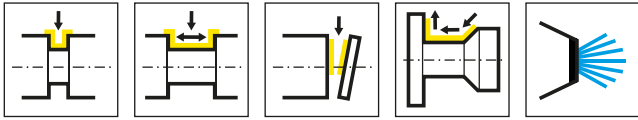
R=右手型-如图
R = right hand version shown

L=左手型
L = left hand version

产品型号 Part number	l ₂	l ₁	h ₁	h ₂	h ₃	l ₃	b ₂	HWS
HSKT40.L842.01.K1	85	88	21	34	30	20	9.7	842001 • 842002
HSKT40.R842.01.K1	85	88	21	34	30	20	9.7	842001 • 842002

配件
Spare Parts

常规刀柄 Basic toolholder	锁紧螺钉 Clamping Screw	TORX PLUS®扳手 TORX PLUS® Wrench
HSKT40...	5.18T20P	T20PQ



如图 = VDI刀柄 B1形式
Picture = VDI Toolholder Type B1

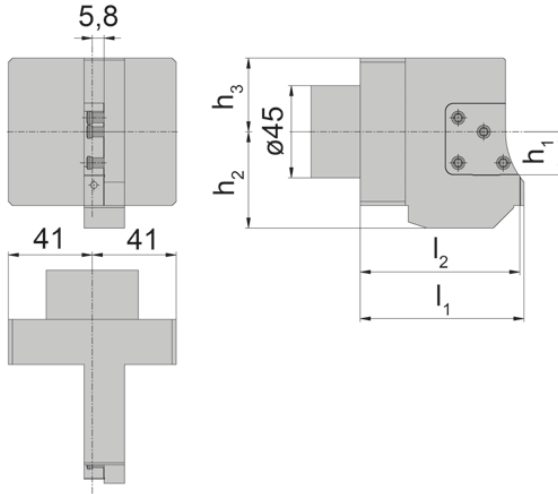
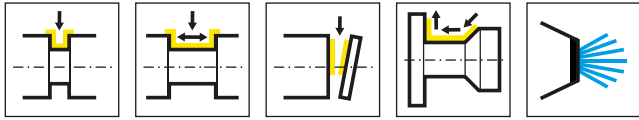
产品型号 Part number	l_2	l_1	h_1	h_2	h_3	b_1	b_3	b_2	HWS	HMS
842.VDI30.B1.00101	30.3	40	21	26	22	35	35	33	842001 • 842002	VDI30
845.VDI40.B1.00101	34.3	44	31.65	48	32.5	42.5	42.5	34.5	845001 • 845002	VDI40
845.VDI40.B2.00101	34.3	44	31.65	48	32.5	42.5	42.5	34.5	845001 • 845002	VDI40

配件
Spare Parts

常规刀柄 Basic toolholder	锁紧螺钉 Clamping Screw	TORX PLUS®扳手 TORX PLUS® Wrench
842.VDI30.B1.00101	5.18T20P	T20PQ
845.VDI40....	6.24T20P	T20PQ

常规刀柄 Basic toolholder

TR



R=右手型-如图
R = right hand version shown

产品型号 Part number	l_2	l_1	h_1	h_3	h_2	机床型号 Machine type	HWS	HMS
842.TR0I.R.01.K1	78	80	21	36	47	TRAUB TNL18/20/32 TNK42/	842001 • 842002	Index Traub

Traub接口形式
Interface Traub


配件 Spare Parts

常规刀柄 Basic toolholder	锁紧螺钉 Clamping Screw	TORX PLUS®扳手 TORX PLUS® Wrench
842.TR0I.R.01.K1	5.18T20P	T20PQ




配 INDEX
for INDEX

C




W1250031



W8900015



R/L940.X842...R.IK



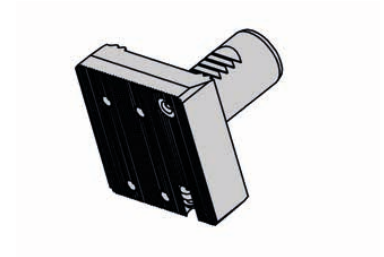
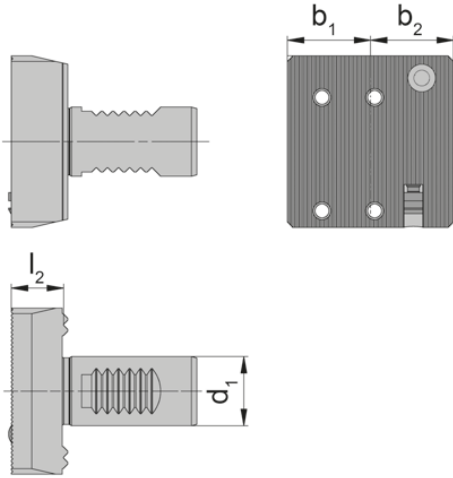
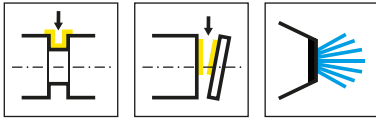
R/L940.X842...L.IK



RNK100.0842...

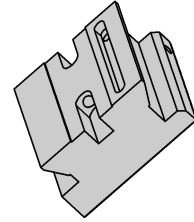
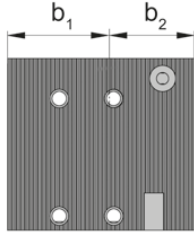
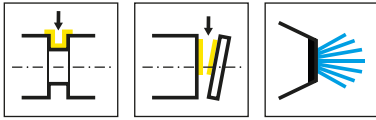


LNK100.0842...



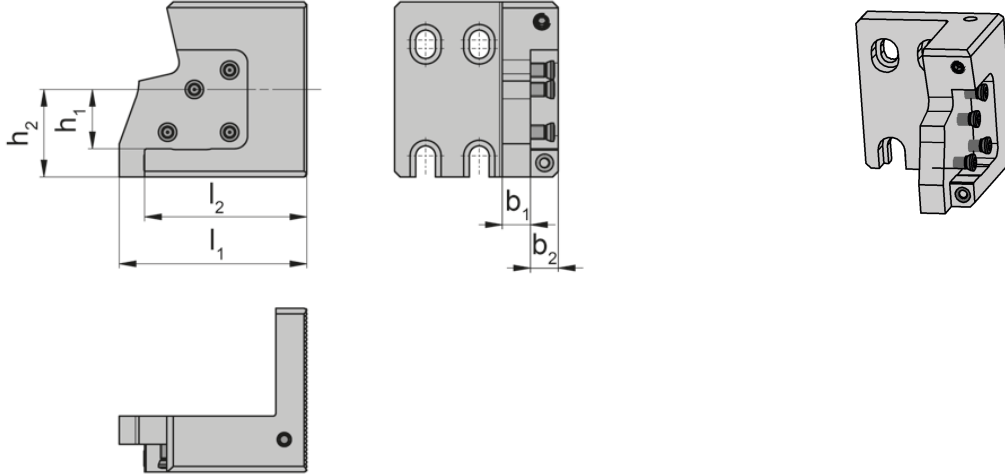
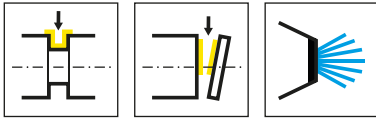
产品型号 Part number	b ₂	b ₁	l ₂	d ₁	机床型号 Machine type	HWS	HMS
W1250031	30	30	18.9	25	Index C42-65/C100/C200/G160/G250	Index Traub	Index Traub

C



C

产品型号 Part number	b ₂	b ₁	l ₂	机床型号 Machine type	HWS	HMS
W8900015	28	37	29.5	Index ABC	Index Traub	Index Traub



图片 = R...R
Picture = R...R

L...L = 左手型号
L...L = left hand version

产品型号 Part number	l_1	l_2	h_1	h_2	b_1	b_2	HWS	HMS
R940.X842.5862.L.IK	66.5	57.5	21	31	10	9.8	842001 • 842002	Index Traub
R940.X842.5862.R.IK	66.5	57.5	21	31	10	9.8	842001 • 842002	Index Traub
L940.X842.5862.L.IK	66.5	57.5	21	31	10	9.8	842001 • 842002	Index Traub
L940.X842.5862.R.IK	66.5	57.5	21	31	10	9.8	842001 • 842002	Index Traub

切槽刀架可与右手和左手刀夹配合使用。
Grooving toolholder can be used with right and left hand cassettes.

建议:

将切槽刀架 ...L.IK 用于左手刀夹 将切槽刀架 ...R.IK 用于右手刀夹。

Recommendation:

Use grooving toolholder ...L.IK for left hand cassettes and grooving toolholder ...R.IK for right hand cassettes.

配件

Spare Parts

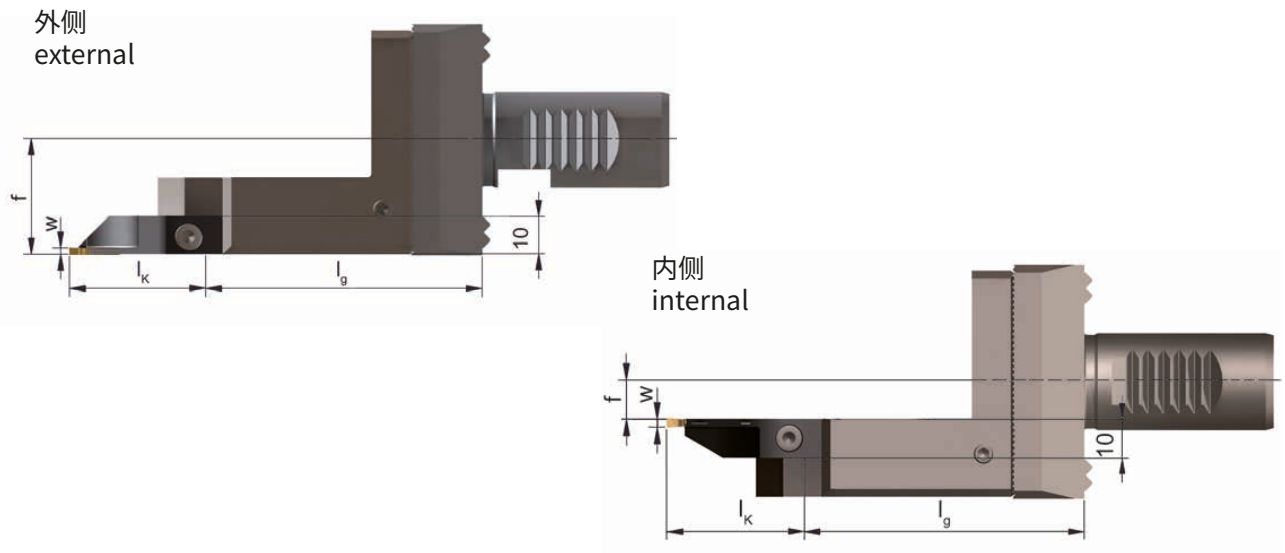
Grooving toolholder	锁紧螺钉 Clamping Screw	TORX PLUS®扳手 TORX PLUS® Wrench
R/L940...	5.18T20P	T20PQ

确认参考长度

Determining the reference length



C



$$l_K \text{ (刀夹长)} + l_g \text{ (l2 槽接杆 + l2 主刀柄)}$$

$$l_K \text{ (Length of cassette)} + l_g \text{ (l}_2 \text{ Grooving toolholder + l}_2 \text{ Basic toolholder)}$$

图示 VDI
Picture VDI

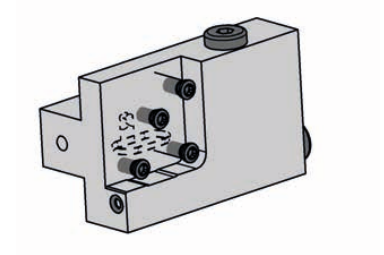
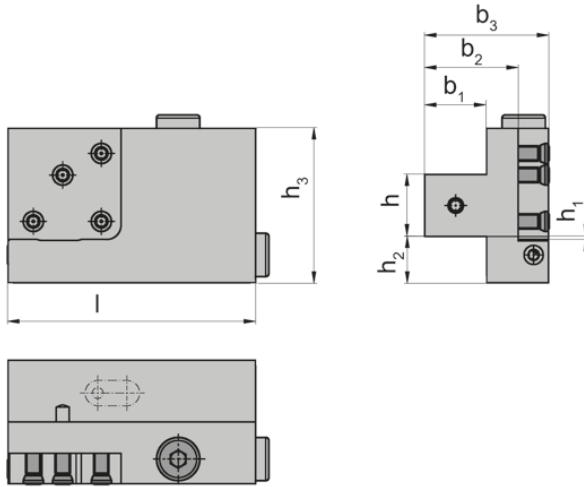
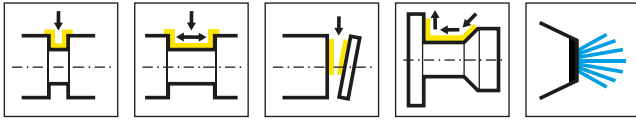
推荐

请注意max值. 机床回转直径 \emptyset .
检查卡盘至刀杆的旋转直径 \emptyset

Basic Recommendations

Please note the max. swing circle \emptyset of the machine manufacturers.
Check rotation \emptyset of the chuck to the toolholder.

常规刀柄 Basic toolholder	槽接杆 Grooving toolholder		槽接杆 Grooving toolholder	
	L940.X842...L.IK / R940.X842...R.IK		L940.X842...R.IK / R940.X842...L.IK	
	f	lg	f	lg
W1250031	19.7	76.4	9.1	76.4



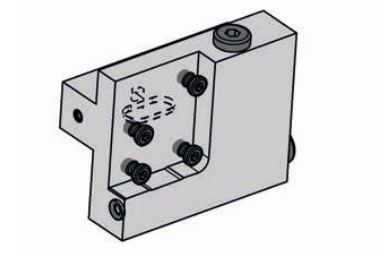
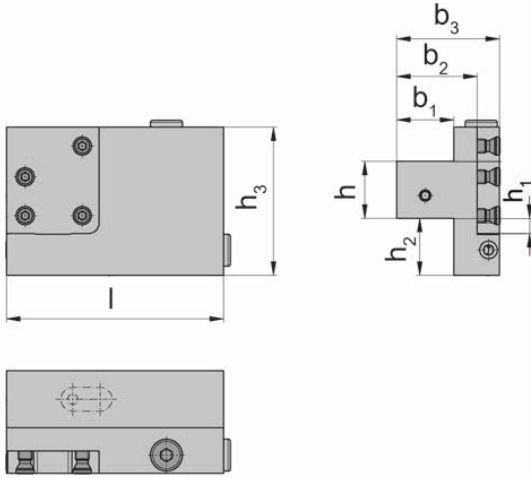
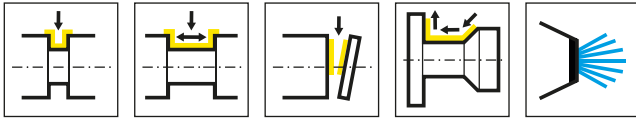
R=右手型-如图
R = right hand version shown

L=左手型
L = left hand version

产品型号 Part number	h	b ₁	l	h ₃	b ₃	b ₂	h ₁	h ₂	HWS
R842.1616.K1.IK	16	16	65	50	40	30.2	5	19	842001 • 842002
R842.2525.K1.IK	25	25	95	50	45	35.5	4	10	842001 • 842002
L842.1616.K1.IK	16	16	65	50	40	30.2	5	19	842001 • 842002
L842.2020.K1.IK	20	20	80	50	40	30.2	1	15	842001 • 842002
L842.2525.K1.IK	25	25	95	50	45	35.5	4	10	842001 • 842002

配件
Spare Parts

常规刀柄 Basic toolholder	锁紧螺钉 Clamping Screw	TORX PLUS®扳手 TORX PLUS® Wrench	螺钉 Screw Plug
R/L842...	5.18T20P	T20PQ	004.00.26
L842.2020.K1.IK	5.18T20P	T20PQ	004.00.26



R=右手型-如图
R = right hand version shown

L=左手型
L = left hand version

产品型号 Part number	h	b ₁	l	h ₃	b ₃	b ₂	h ₁	h ₂	HWS
R845.2020.K1.IK	20	20	80	65	40	30	11.65	30	845001 • 845002
R845.2525.K1.IK	25	25	95	65	45	35	6.65	25	845001 • 845002
L845.2020.K1.IK	20	20	80	65	40	30	11.65	30	845001 • 845002
L845.2525.K1.IK	25	25	95	65	45	35	6.65	25	845001 • 845002

配件
Spare Parts

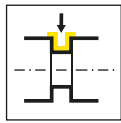
常规刀柄 Basic toolholder	锁紧螺钉 Clamping Screw	TORX PLUS®扳手 TORX PLUS® Wrench	螺钉 Screw Plug
R/L845...	6.18T20P	T20PQ	004.00.26



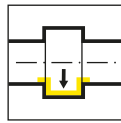
D

系列/System	页/Page
968	150
849/850/969	160

常规刀柄
Basic toolholder
968/BGT

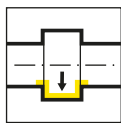


页/Page
154

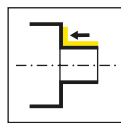


页/Page
155

可调刀杆
Adjustable holder
BKT/RKT



页/Page
156-158



页/Page
159

D

968




D

模块化系统-
INDEX多轴机

Modular System for
multi-spindle machine
INDEX

配 INDEX
for INDEX

D



R968...

L968...



R/LNK100.0842...

R/LK842.SD...

R/LK842.SV...

配 INDEX 多轴机

for multi-spindle machine INDEX



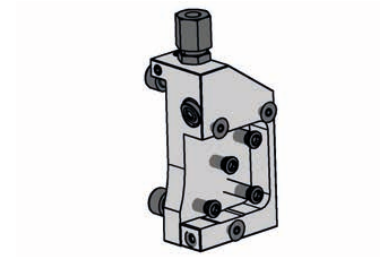
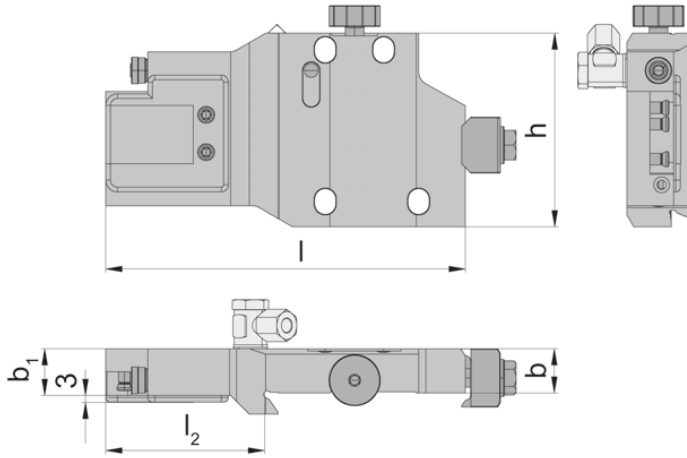
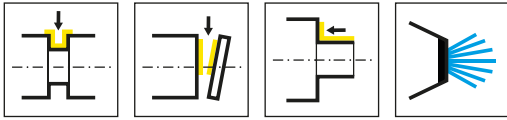
MS52



MS32 - MS40



MS16 - MS22



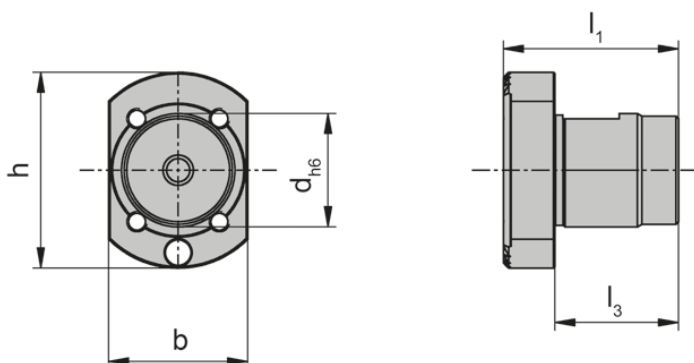
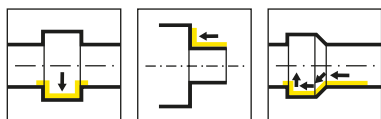
D

R=右手型-如图
R = right hand version shown

L=左手型
L = left hand version

产品型号 Part number	l	h	b	b ₁	l ₂	HWS	HMS
R968.0842.MS.A06.01.IK	40	74.5	27.5	20	-	842001 • 842002	INDEX MS16
R968.0842.MS.B06.01.IK	128	65	21	17	58	842001 • 842002	INDEX MS18-MS22
R968.0842.MS.D16.01.IK	154	83	19	20	68	842001 • 842002	INDEX MS32-MS40
R968.0842.MS.E06.01.IK	179	86	36	22	93	842001 • 842002	INDEX MS52
L968.0842.MS.B06.01.IK	133	65	21	17	63	842001 • 842002	INDEX MS18-MS22
L968.0842.MS.D16.01.IK	154	83	19	20	68	842001 • 842002	INDEX MS32-MS40
L968.0842.MS.E06.01.IK	179	86	36	22	95	842001 • 842002	INDEX MS52

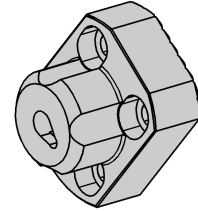
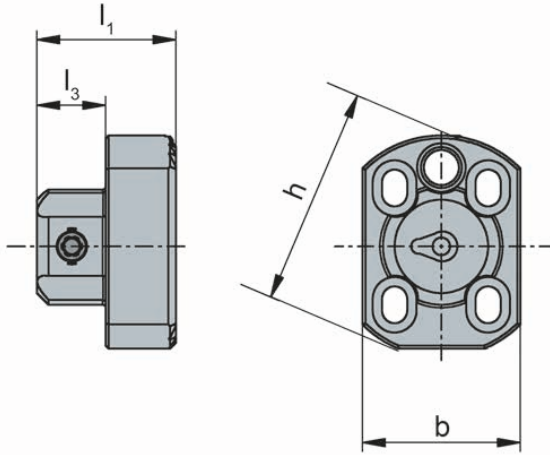
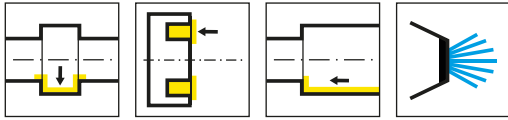
对应刀夹请见E章节
For the available cassettes please see chapter E



GRAF®
WERKZEUGSYSTEME

D

产品型号 Part number	h	b	d	l ₁	l ₃
BGT.MS.0015.16	32	17	15	26	16
BGT.MS.0022.24	38	27	22	34	24
BGT.MS.0024.22	50	27	24	34	22
BGT.MS.0032.32	50	43	32	42	32
BGT.MS.0042.35	62	43	42	48	35

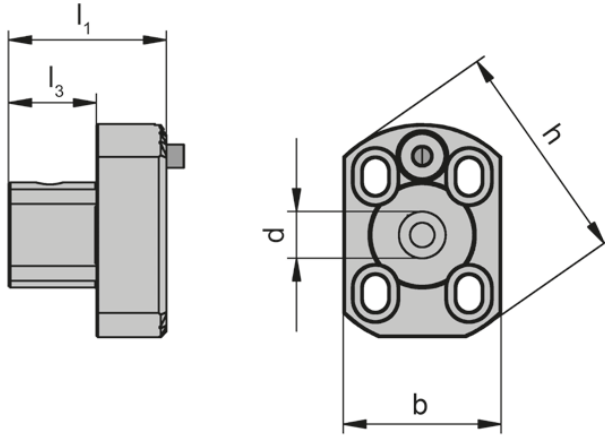
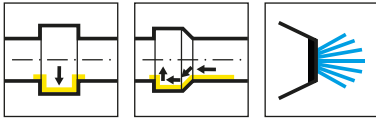


D

产品型号 Part number	b	l ₁	h	l ₃	HWS	HMS
BKT105.1732.00.01.IK	17	24	32	12	105123 • 105124 • 105125	Kerbverzahnung 60° / T3
BKT105.2738.00.01.IK	27	24	38	12	105123 • 105124 • 105125	Kerbverzahnung 60° / T3
BKT105.4350.00.01.IK	43	24	50	12	105123 • 105124 • 105125	Kerbverzahnung 60° / T3

配件
Spare Parts

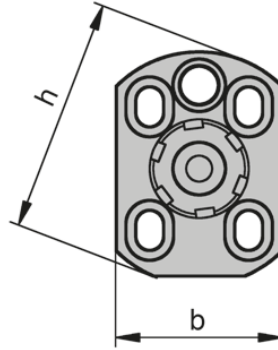
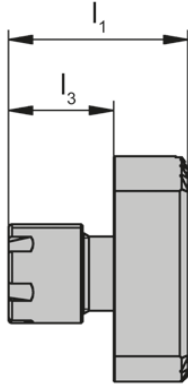
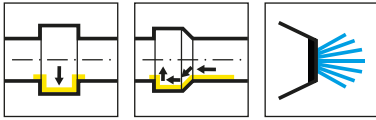
可调刀杆 Adjustable holder	锁紧螺钉 Clamping Screw	TORX PLUS® 扳手 TORX PLUS® Wrench
BKT105...	6.075T15P	T15PQ



GRAF®
WERKZEUGSYSTEME

D

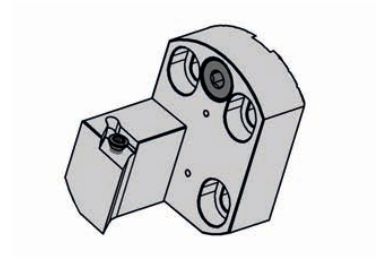
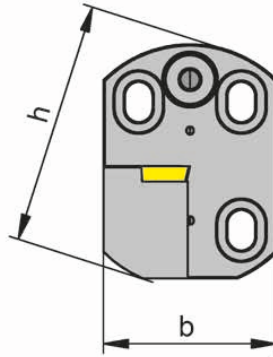
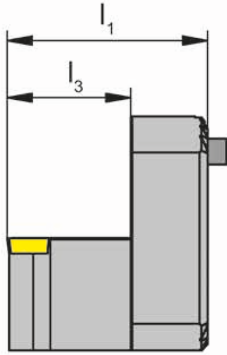
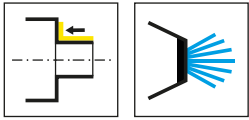
产品型号 Part number	b	l ₁	h	l ₃	d
BKT.D008.1732.01.IK	17	25	32	13	8
BKT.D008.2738.01.IK	27	27	38	15	8
BKT.D010.2738.01.IK	27	27	38	15	10
BKT.D012.4350.01.IK	43	52	50	40	12
BKT.D016.4350.01.IK	43	55	50	43	16



GRAF®
WERKZEUGSYSTEME

D

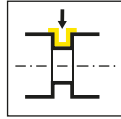
产品型号 Part number	b	l_1	h	l_3
BKT.ER11.1732.01.IK	17	29	32	17
BKT.ER11.2738.01.IK	27	29	38	17
BKT.ER20.4350.01.IK	43	50	50	38



产品型号 Part number	b	l ₁	h	l ₃
RKT.SDJCR.07.1732.2.S.IK	17	30	32	18
RKT.SDJCR.07.2738.4.S.IK	27	31	38	19
RKT.SVJCR.07.1732.2.S.IK	17	30	32	18
RKT.SVJCR.11.2738.4.S.IK	27	31	32	19
RKT.SVJCR.11.4350.4.S.IK	43	50.5	50	36.5

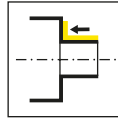
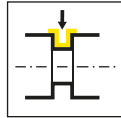
D

常规刀柄
Basic toolholder
849/N849/N850/969



页/Page
162-163, 174, 180

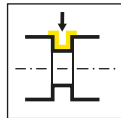
刀夹
Cassette
N849/849/R850/NK356



页/Page
164-166, 169,
176-178

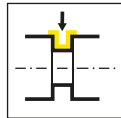
页/Page
167

接头
Adaptor
N849



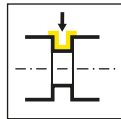
页/Page
168

刀夹接杆
Adapter for cassettes
849/R850



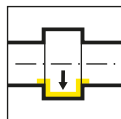
页/Page
170, 175

刀板接杆
Adaptor for blades
849



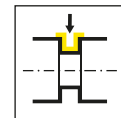
页/Page
171

镗孔杆接纳器
Adaptor for boring bars
N849/849



页/Page
172-173

槽接杆
Grooving toolholder
969



页/Page
181-183

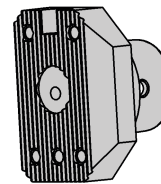
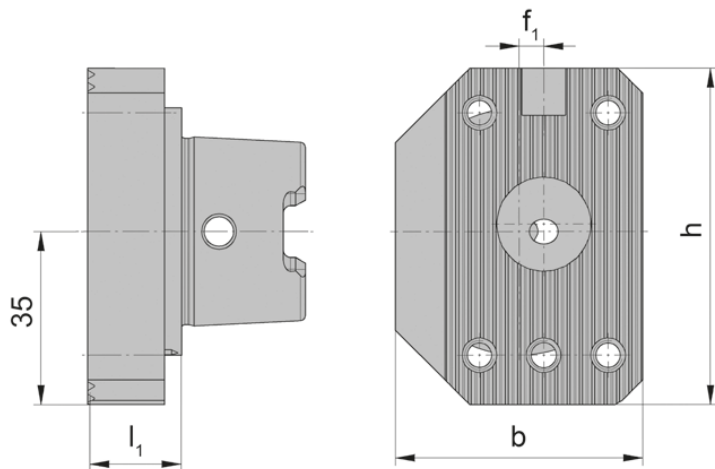
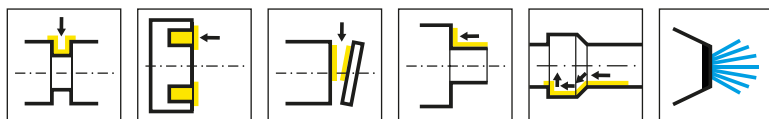
849/850/969



D

模块化系统-
Schütte 多轴机

Modular System for
multi-spindle machine
Schütte



D

产品型号 Part number	h	b	f ₁	l ₁	HWS
HSKW-N849.0040.01	68	40	-	18.5	Schütte
HSKW-L849.0050.01	68	50	5	18.5	Schütte
HSKW-R849.0050.01	68	50	5	18.5	Schütte

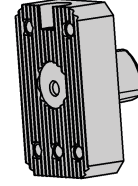
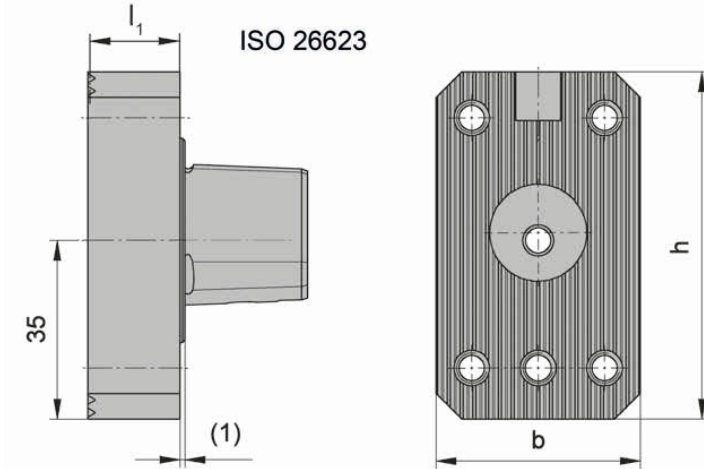
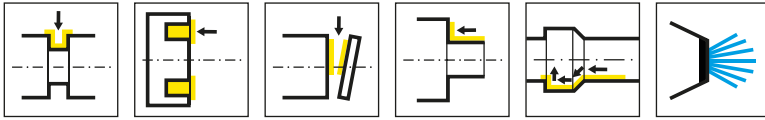
传动键槽-低公差 (ICTM)

Drive slots with reduced tolerance per ICTM

配件

Spare Parts

常规刀柄 Basic toolholder	锁紧螺钉 Clamping Screw
HSKW-N849...	030.0006.0503

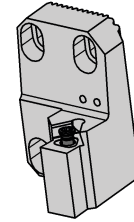
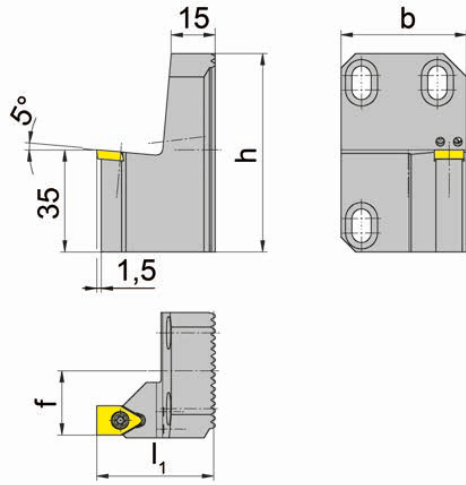
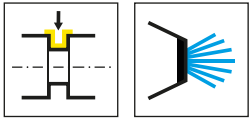


D

产品型号 Part number	h	b	l ₁	HWS
N849.00C3.01	68	40	18.5	Schütte
N849.00C4.01	68	40	18.5	Schütte

配件
Spare Parts

常规刀柄 Basic toolholder	锁紧螺钉 Clamping Screw
N849...	030.0006.0503




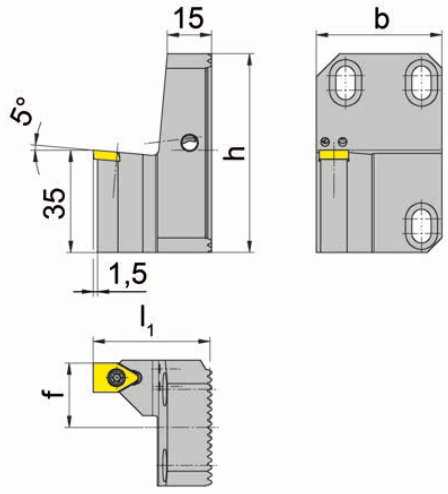
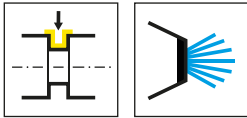
D

产品型号 Part number	h	b	f	l ₁	HWS	HMS
N849.0117R.10.00	68	43	22	40	1171005	Schütte
N849.0117R.12.00	68	43	22	40	1171205	Schütte
N849.0117R.16.00	68	43	22	45	1171605	Schütte
N849.0117R.20.00	68	43	22.5	50	1172005	Schütte
N849.0117R.26.00	68	43	22	55	1172605	Schütte
N849.0117R.32.00	68	41	22	40	1173205	Schütte

高度可调+ 3 / -1 mm
Height-adjustable
+ 3 / -1 mm

配件
Spare Parts

刀夹 Cassette	锁紧螺钉 Clamping Screw	TORX PLUS®扳手 TORX PLUS® Wrench
N849.0117R.10.00/...12.00	4.09T15P	T15PQ
N849.0117R.16.00/...32.00	5.12T20P	T20PQ
N849.0117R..26.00/...20.00	6.17T20P	T20PQ




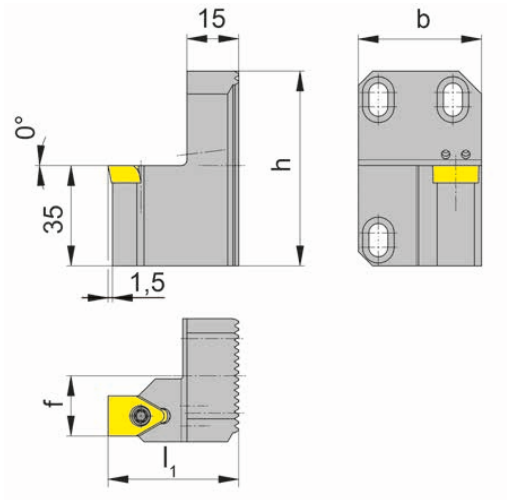
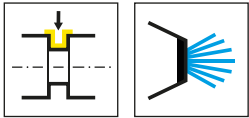
D

产品型号 Part number	h	b	f	l ₁	HWS	HMS
N849.0117L.10.00	68	43	22	40	1171005	Schütte
N849.0117L.12.00	68	43	22	40	1171205	Schütte
N849.0117L.16.00	68	43	22	45	1171605	Schütte
N849.0117L.20.00	68	43	22.5	50	1172005	Schütte
N849.0117L.26.00	68	43	22	55	1172605	Schütte
N849.0117L.32.00	68	41	22	40	1173205	Schütte

高度可调+ 3 / -1 mm
Height-adjustable
+ 3 / -1 mm

配件
Spare Parts

刀夹 Cassette	锁紧螺钉 Clamping Screw	TORX PLUS®扳手 TORX PLUS® Wrench
N849.0117L.10.00/...12.00	4.09T15P	T15PQ
N849.0117L.16.00/...32.00	5.12T20P	T20PQ
N849.0117L...26.00/...20.00	6.17T20P	T20PQ



D

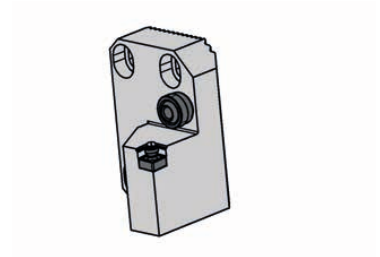
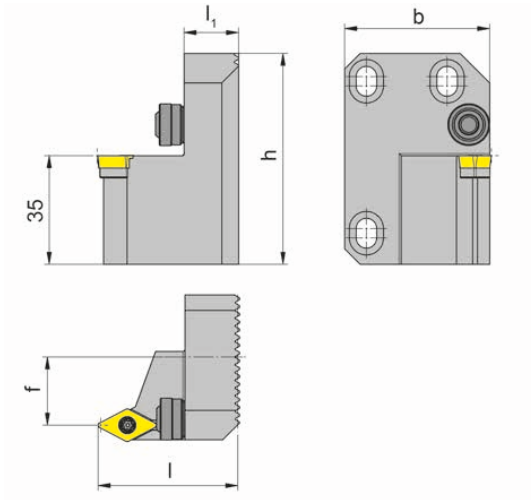
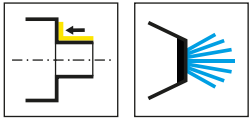
产品型号 Part number	h	b	f	l ₁	HWS	HMS
N849.0117R.16.M0	68	43	22	45	1171605	Schütte
N849.0117R.20.M0	68	43	22.5	50	1172005	Schütte
N849.0117R.26.M0	68	43	22	55	1172605	Schütte
N849.0117R.32.M0	68	41	22	40	1173205	Schütte

高度可调+3 / -1 mm
Height-adjustable
+3 / -1 mm

加工黄铜时安装角/前角0°
Mounting angle / rake angle 0° for brass machining

配件
Spare Parts

刀夹 Cassette	锁紧螺钉 Clamping Screw	TORX PLUS®扳手 TORX PLUS® Wrench
N849.0117R.16.M0/...32.M0	5.12T20P	T20PQ
N849.0117R..26.M0/...20.M0	6.17T20P	T20PQ

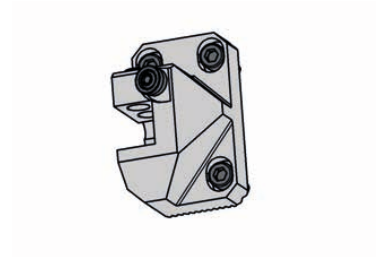
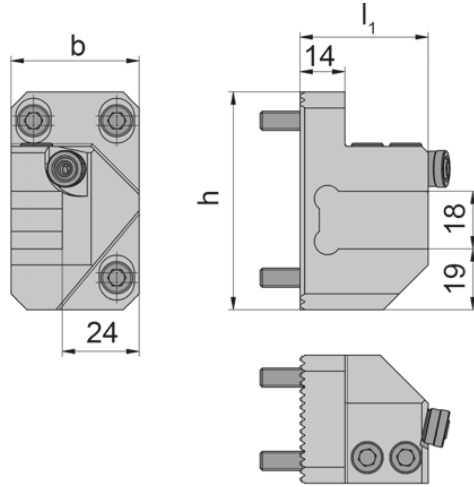
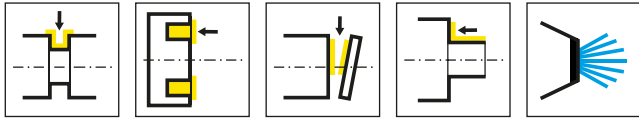


产品型号 Part number	h	b	f	l ₁	l	HMS
R849.SCLCR.12.00	68	45.1	27	17	45	Schütte
R849.SCLCR.09.00	68	45.5	27	17	45	Schütte
R849.SVJBR.16.00	68	46.2	27	17	50	Schütte
R849.SDJCR.11.00	68	46.7	27	17	45	Schütte
R849.SVJBL.16.00	68	49.5	14.9	17	50	Schütte

高度可调 ± 1 mm
Height-adjustable
± 1 mm

配件
Spare Parts

刀夹 Cassette	冷却液喷嘴 Coolant spray nozzle	TORX PLUS® 扳手 TORX PLUS® Wrench
R849...	020.1210.2966	T15PW



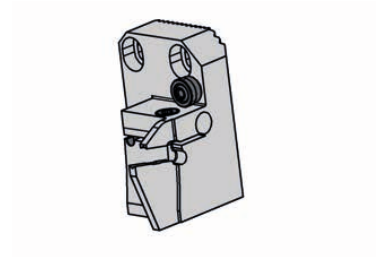
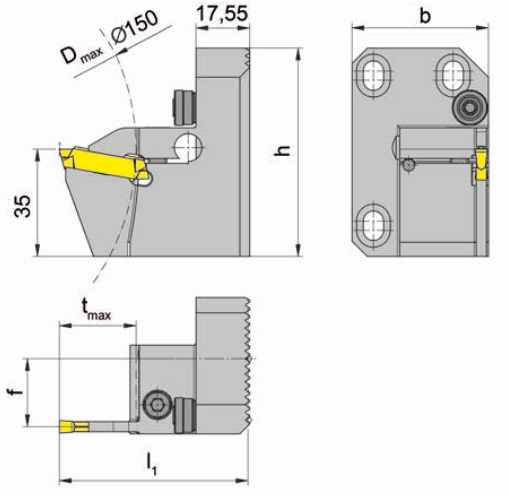
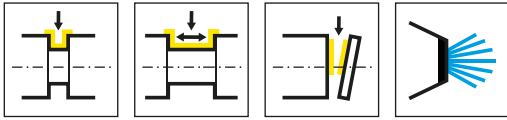
D

产品型号 Part number	h	b	l ₁	HMS
N849.1616L.60.K1	68	40	40	Schütte

高度可调± 1 mm
Height-adjustable
± 1 mm

配件
Spare Parts

接头 Adaptor	冷却液喷嘴 Coolant spray nozzle	锁紧螺钉 Clamping Screw
N849.1616L.60.K1	020.1008.2976	10.12.1835



R=右手型-如图

R = right hand version shown

L=左手型

L = left hand version

产品型号 Part number	h	b	f	t _{max}	l ₁	HWS	HMS
R849.0226R.00.03	68	45.5	23	25	61.5	229030 • 229040	Schütte
R849.0226R.00.04	68	45.5	22.2	25	61.5	229040 • 229051	Schütte
R849.0226R.00.05	68	45.5	21.7	25	61.5	229050 • 229051	Schütte
R849.0226R.00.07	68	45.5	20.7	25	61.5	229070 • 229071	Schütte
L849.0226L.00.03	68	45.5	23	25	61.5	229030 • 229040	Schütte
L849.0226L.00.04	68	45.5	22.2	25	61.5	229040	Schütte
L849.0226L.00.05	68	45.5	21.7	25	61.5	229050 • 229051	Schütte
L849.0226L.00.07	68	45.5	20.7	25	61.5	229070 • 229071	Schütte

高度可调 ± 1 mm

Height-adjustable

± 1 mm

配件

Spare Parts

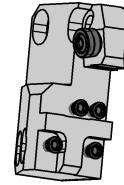
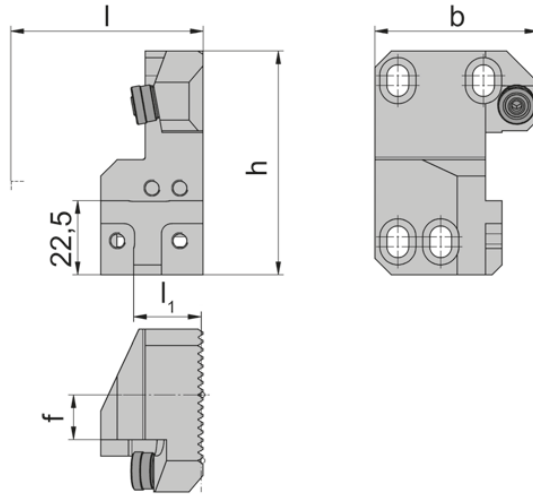
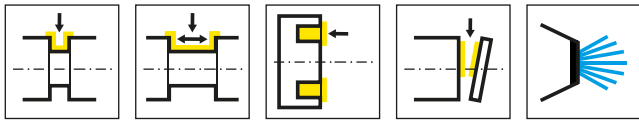
刀夹 Cassette	冷却液喷嘴 Coolant spray nozzle	锁紧螺钉 Clamping Screw	TORX PLUS®扳手 TORX PLUS® Wrench
R/L849.0226...	020.1008.2976	6.23T25P	T25PQ



刀夹接杆

Adapter for cassettes

849



R=右手型-如图
R = right hand version shown

L=左手型
L = left hand version

产品型号 Part number	h	b	f	l_1	l	HWS	HMS
R849.0220R.41.00	68	65.5	30.6	20.5	l_1+l_k	220001	Schütte
R849.0220R.49.00	68	49.5	13.6	14.5	l_1+l_k	220001	Schütte
L849.0220L.41.00	68	65.5	30.6	20.5	l_1+l_k	220002	Schütte
L849.0220L.49.00	68	49.5	13.6	14.5	l_1+l_k	220002	Schütte

高度可调± 1 mm
Height-adjustable
± 1 mm

IK见刀夹
IK see cassettes

配件

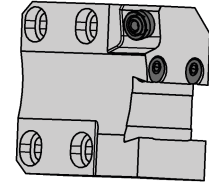
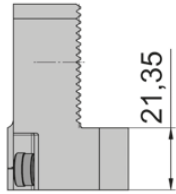
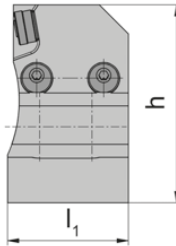
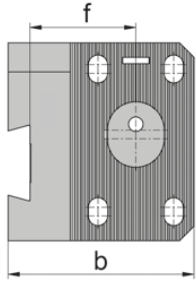
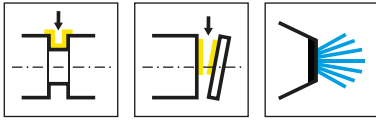
Spare Parts

刀夹接杆 Adapter for cassettes	锁紧螺钉 Clamping Screw	冷却液喷嘴Coolant spray nozzle	TORX PLUS®扳手 TORX PLUS® Wrench
R/L849.0220...	5.12T20P	020.1008.2976	T20PQ

刀板接杆

Adaptor for blades

849



产品型号 Part number	h	b	f	l ₁	HMS
R849.2608R.13.00	68	63.8	36.3	41.5	Schütte

高度可调± 1 mm
Height-adjustable
± 1 mm

配件 Spare Parts

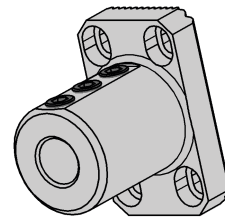
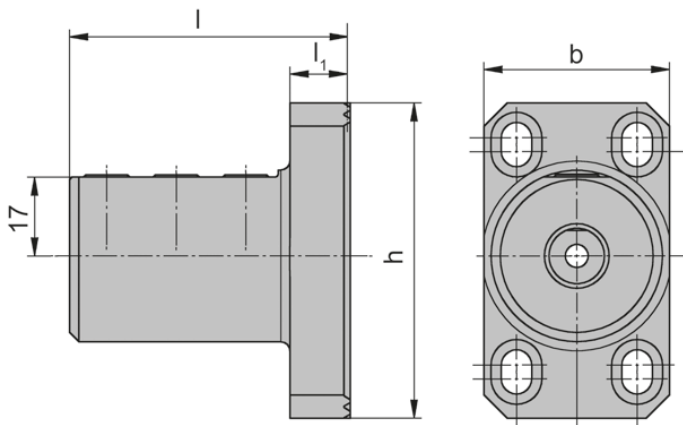
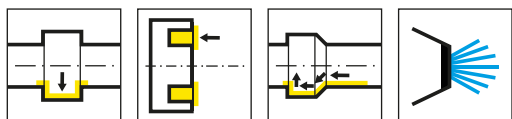
刀板接杆 Adaptor for blades	锁紧螺钉 Clamping Screw	冷却液喷嘴 Coolant spray nozzle
R849.2608R.13.00	6.25.912	020.1008.2977



镗孔杆接纳器

Adaptor for boring bars

N849



D

产品型号 Part number	h	b	l ₁	l	刀杆 Toolholder	HMS
N849.0012N.60.K1	68	40	12.45	60	B105.0012...	Schütte

高度可调± 1 mm
Height-adjustable
± 1 mm

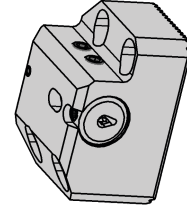
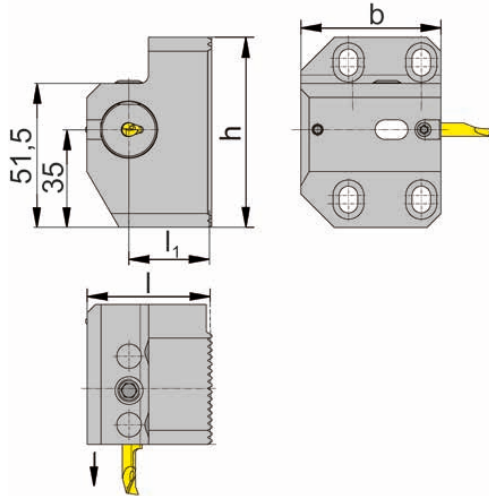
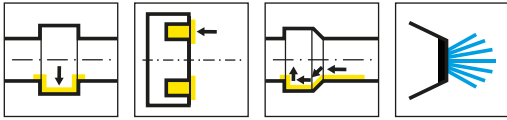
配件 Spare Parts

镗孔杆接纳器 Adaptor for boring bars	锁紧螺钉 Clamping Screw
N849.0012N.60.K1	10.12.1835

镗孔杆接纳器

Adaptor for boring bars

849



可调长度+2mm
Length adjustable + 2 mm

产品型号 Part number	h	b	l ₁	l	刀杆 Toolholder	HWS	HMS
R849.0012R.50.K2	68	50	29	40	B105.0012.0351	105123 • 105124 • 105125	Schütte
R849.0016R.50.K2	68	50	29	40	B105.0016.0352	105123 • 105124 • 105125	Schütte
R849.0020R.50.K2	68	50	29	40	B105.0020.0325	105123 • 105124 • 105125	Schütte

高度可调± 1 mm
Height-adjustable
± 1 mm

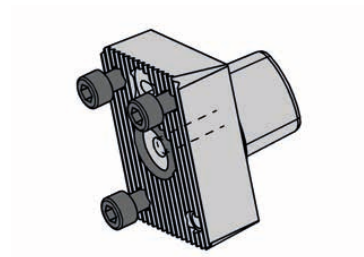
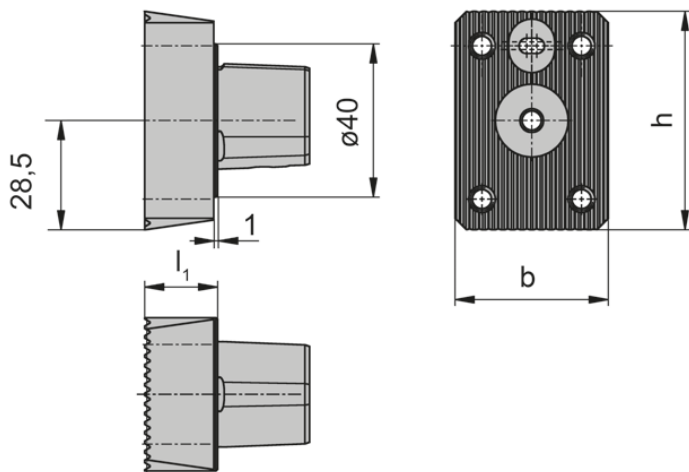
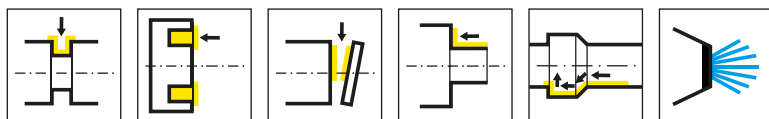
镗刀杆不包括在内-需另行订购
Boring bars are not included - separate order required!

配件

Spare Parts

镗孔杆接纳器 Adaptor for boring bars	锁紧螺钉 Clamping Screw
R849.00...	030.5060.0596
R849.0020R.50.K2	030.1008.0648





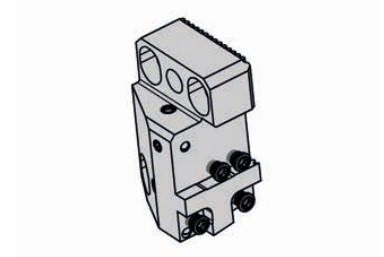
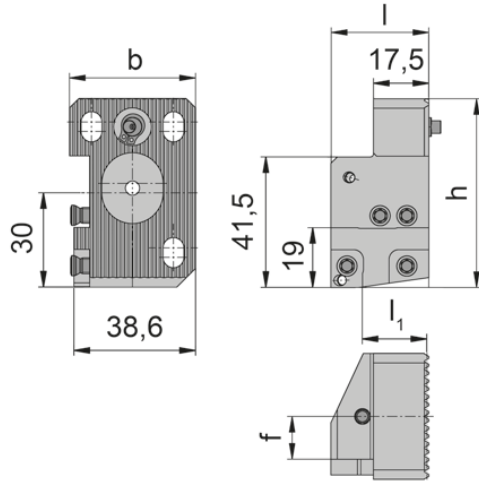
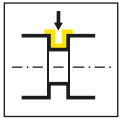
D

产品型号 Part number	h	b	l ₁	HWS
N850.00C3.01	57	40	18.5	Schütte
N850.00C4.01	57	40	18.5	Schütte

刀夹接杆

Adapter for cassettes

R850



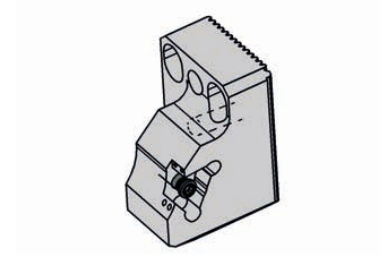
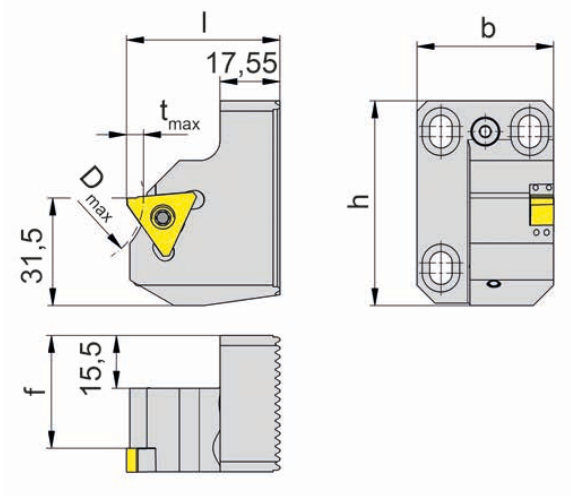
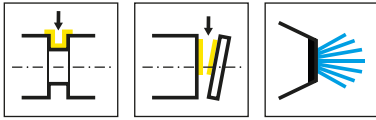
产品型号 Part number	h	b	f	l ₁	l	HWS	HMS
R850.0220R.49.00.IK	60	40	13.6	20.5	31.05	220001	Schütte

高度可调 ± 1 mm
Height-adjustable
± 1 mm

配件

Spare Parts

刀夹接杆 Adapter for cassettes	锁紧螺钉 Clamping Screw	TORX PLUS® 扳手 TORX PLUS® Wrench
R850.0220R.49.00.IK	5.12T20P	T20PQ



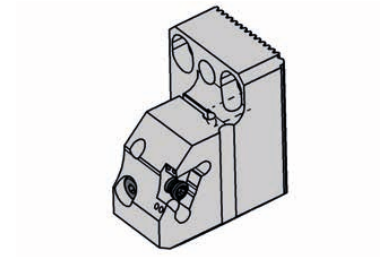
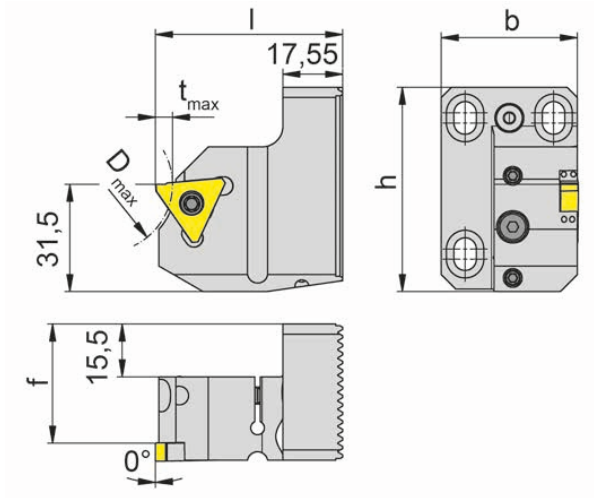
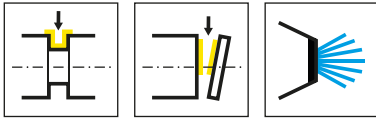
D

产品型号 Part number	t _{max}	b	f	D _{max}	l	h	HWS	HMS
R850.0315.00.07.IK	5	40	33.1	40	45	60	31507R	Schütte
R850.0315.00.10.IK	5	40	29.9	40	45	60	31510R	Schütte
R850.0315.00.13.IK	5	40	26.9	40	45	60	31513R	Schütte

高度可调 ± 1 mm
Height-adjustable
± 1 mm

配件
Spare Parts

刀夹 Cassette	锁紧螺钉 Clamping Screw	TORX PLUS® 扳手 TORX PLUS® Wrench
R850...	5.15T20P	T20PQ



产品型号 Part number	t _{max}	b	f	D _{max}	l	h	HWS	HMS
R850.0315.01.05.IK	5	40	34.9	40	55	60	31505R	Schütte
R850.0315.01.07.IK	5	40	33.1	40	55	60	31507R	Schütte
R850.0315.01.10.IK	5	40	29.9	40	55	60	31510R	Schütte
R850.0315.01.13.IK	5	40	26.9	40	55	60	31513R	Schütte

高度可调 ± 1 mm

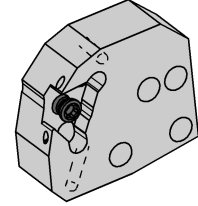
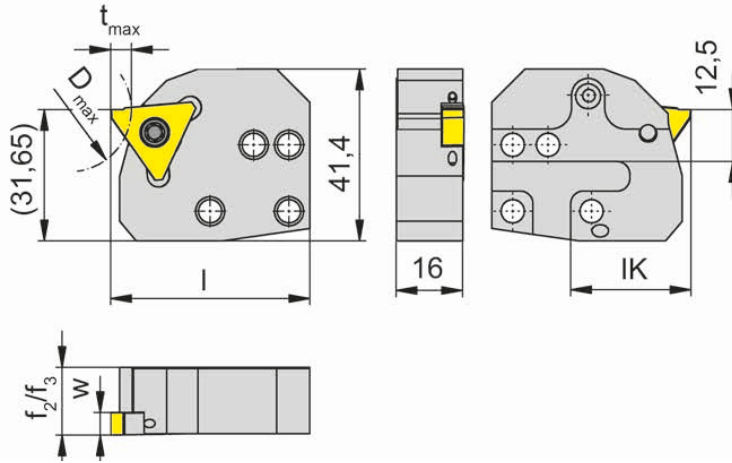
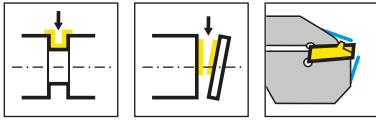
Height-adjustable

± 1 mm

配件
Spare Parts

刀夹 Cassette	锁紧螺钉 Clamping Screw	TORX PLUS®扳手 TORX PLUS® Wrench
R850.0315.01...	5.15T20P	T10PL





D

产品型号 Part number	t_{max}	f_3	f_2	D_{max}	l_k	HWS	HMS
RNK356.0850.4.25.IK	5	$f_3=f_2$	16.3	185	29	31505R	220001

w见刀片
w see indexable inserts

配件
Spare Parts

刀夹 Cassette	锁紧螺钉 Clamping Screw	TORX PLUS®扳手 TORX PLUS® Wrench
RNK356.0850.4.25.IK	5.12T20P	T20PQ

配 Schütte 多轴机
for multi-spindle machine Schütte



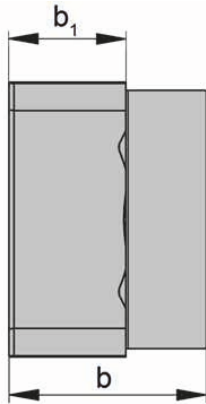
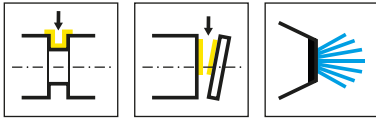
配合刀夹 System 842
for cassette system 842



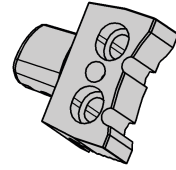
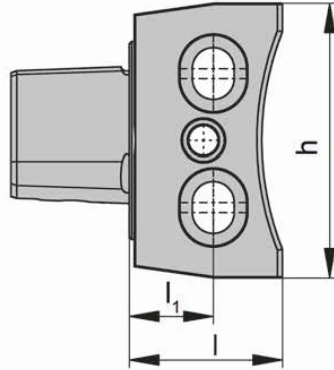
配合刀夹 System 840
for cassette system 840



配合方刀杆
for toolholder with square shank

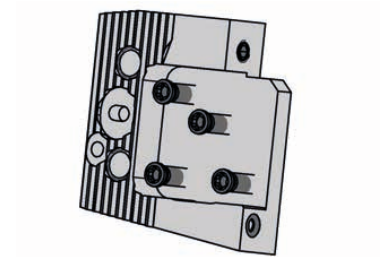
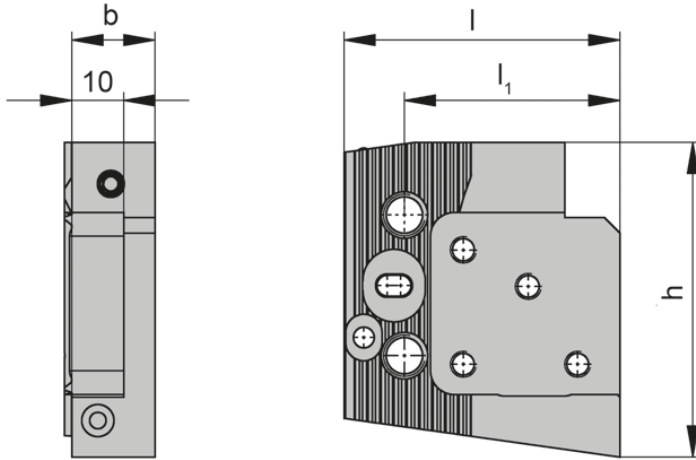
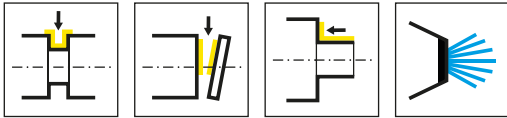


ISO 26623



D

产品型号 Part number	l_1	l	b_1	h	b	HWS
R969.00C4.01	17	31	1000	55.5	40	Schütte



产品型号 Part number	l	l ₁	h	b	HWS	HMS
R969.I.16.842.0050.IK	53	42	61	16	842001 • 842002	Schütte
R969.A.16.842.0050.IK	53	42	61	16	842001 • 842002	Schütte

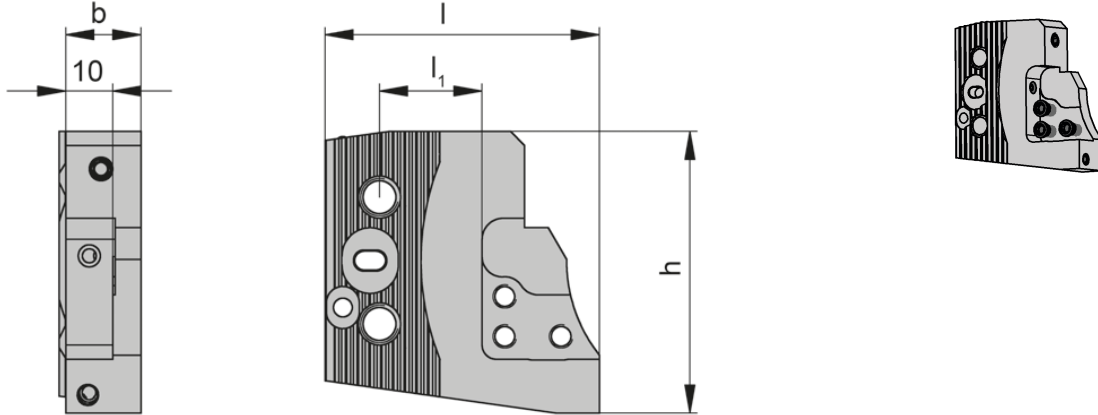
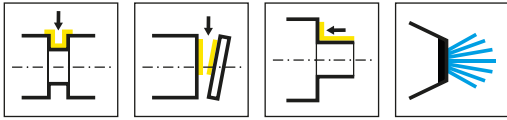
高度可调± 1 mm
Height-adjustable
± 1 mm

对应刀夹请见章节E
For the available cassettes please see chapter E

配件
Spare Parts

槽接杆	冷却液喷嘴 Coolant spray nozzle	锁紧螺钉 Clamping Screw	TORX PLUS®扳手 TORX PLUS® Wrench
R969...	020.0806.3116	5.15T20P	T20PQ





D

产品型号 Part number	l	l ₁	h	b	HWS	HMS
R969.I.16.840.0040.IK	58.5	21.8	60	16	840001 + 840002	Schütte
R969.A.16.840.0040.IK	58.5	21.8	60	16	840001 + 840002	Schütte

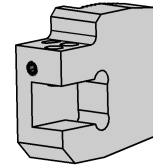
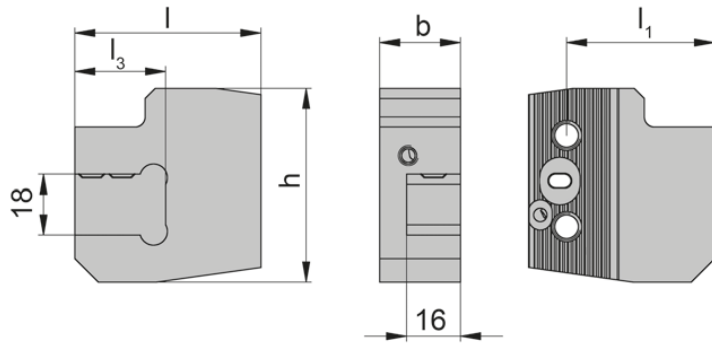
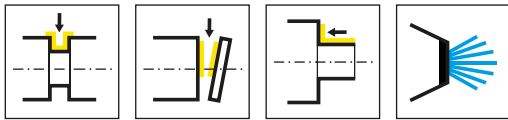
高度可调 ± 1 mm

Height-adjustable
± 1 mm

对应刀夹见章节 B
For the available cassettes please see chapter B

配件
Spare Parts

槽接杆	锁紧螺钉 Clamping Screw	冷却液喷嘴 Coolant spray nozzle	TORX PLUS®扳手 TORX PLUS® Wrench
R969...	5.12T20P	020.0806.3116	T20PQ





D

产品型号 Part number	l	l ₁	l ₃	h	b
R.969.A.24.1616.0055.IK	55.3	44	27	57.5	24

高度可调 ± 1 mm
Height-adjustable
± 1 mm

D





系列/System

页/Page

842

186

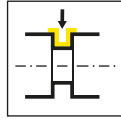
845

194

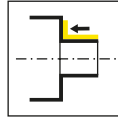
切槽和切断(外圆)

Grooving and Parting off (external)

刀夹
Cassette
NK100/NK101/NK224/
K842
NK368




页/Page
188-191, 193



页/Page
192

842



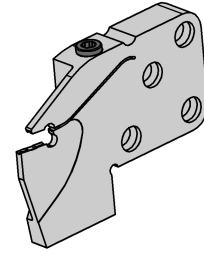
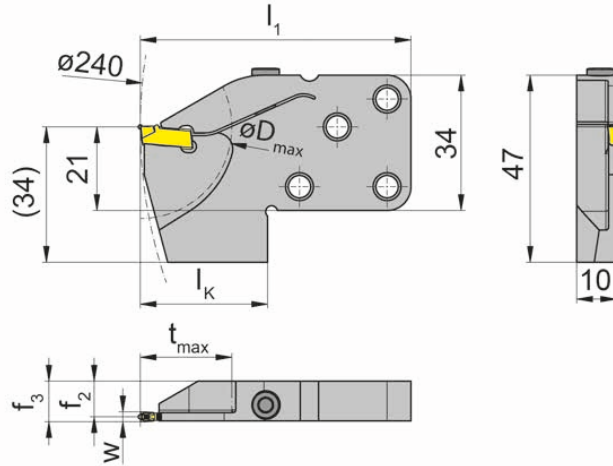
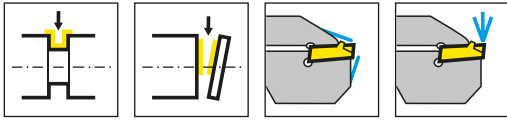
E

842接口刀夹

所配刀片见样本
槽加工和插削

Cassettes for interface 842

For the available inserts
please see our catalogue
GROOVING AND BROACHING



R=右手型-如图
R = right hand version shown

L=左手型
L = left hand version

产品型号 Part number	t _{max}	f ₂	f ₃	w	D _{max}	l ₁	l _K	HWS	HMS
RNK100.0842.16.5.71.IK	17	9,2	f ₂ +w/2	2	34	68	32	100018	842001 • 842002
RNK100.0842.17.5.71.IK	17	9,2	f ₂ +w/2	2	34	76	40	100018	842001 • 842002
RNK100.0842.18.5.71.IK	17	10,2	f ₂ +w/2	2	34	88	52	100018	842001 • 842002
RNK100.0842.23.5.71.IK	17	9,2	f ₂ +w/2	2,5	46	68	34	100018	842001 • 842002
RNK100.0842.24.5.71.IK	23	9,2	f ₂ +w/2	2	46	76	40	100018	842001 • 842002
RNK100.0842.16.4.72.IK	17	8,95	f ₂ +w/2	2,5	34	68	32	100028	842001 • 842002
RNK100.0842.23.4.72.IK	23	8,95	f ₂ +w/2	2,5	46	68	32	100028	842001 • 842002
RNK100.0842.24.4.72.IK	23	8,95	f ₂ +w/2	2,5	46	76	40	100038	842001 • 842002
RNK100.0842.23.3.72.IK*	23	8,95	f ₂ +w/2	2,5	46	68	32	100029	842001 • 842002
LNK100.0842.16.5.71.IK	17	9,2	f ₂ +w/2	2	34	68	32	100018	842002 • 842001
LNK100.0842.17.5.71.IK	17	9,2	f ₂ +w/2	2	34	76	40	100018	842002 • 842001
LNK100.0842.18.5.71.IK	17	10,2	f ₂ +w/2	2	34	88	52	100018	842002 • 842001
LNK100.0842.23.5.71.IK	23	9,2	f ₂ +w/2	2	46	68	32	100018	842002 • 842001
LNK100.0842.24.5.71.IK	23	9,2	f ₂ +w/2	2	46	76	40	100018	842002 • 842001
LNK100.0842.16.4.72.IK	17	8,95	f ₂ +w/2	2,5	34	68	32	100028	842002 • 842001
LNK100.0842.23.4.72.IK	23	8,95	f ₂ +w/2	2,5	46	68	32	100028	842002 • 842001
LNK100.0842.24.4.72.IK	23	8,95	f ₂ +w/2	2,5	46	76	40	100028	842002 • 842001
LNK100.0842.23.3.72.IK*	23	8,95	f ₂ +w/2	2,5	46	68	32	100029	842002 • 842001

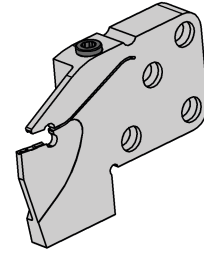
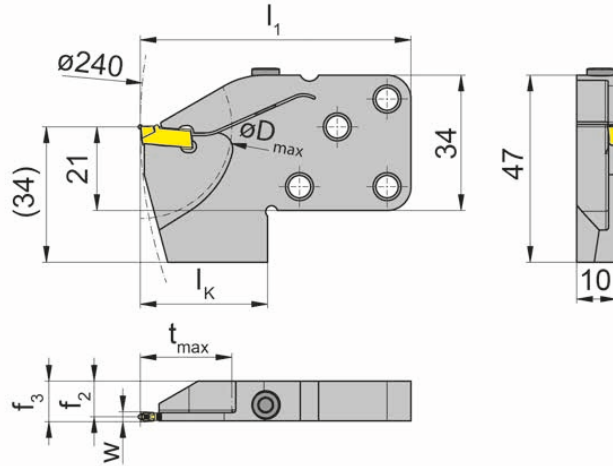
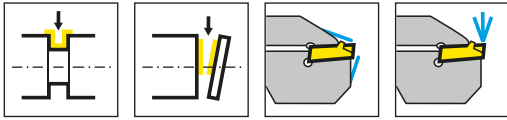
*通过刀片供应冷却液
*Coolant through insert

紧固螺钉与切槽刀架配合使用 - 无需单独订购。
The fastening screws are combined with the grooving toolholder - no separate order required.

右/左装配
right / left to assemble

配件
Spare Parts

刀夹 Cassette	锁紧螺钉 Clamping Screw	TORX PLUS®扳手 TORX PLUS® Wrench
R/LNK100...	5.13T20P	T20PQ



R=右手型-如图
R = right hand version shown

L=左手型
L = left hand version

产品型号 Part number	t_{max}	f_2	f_3	w	D_{max}	l_1	l_k	HWS	HMS
RNK100.0842.16.4.73.IK	17	8,7	$f_2+w/2$	3	34	68	32	100038	842001 • 842002
RNK100.0842.23.4.73.IK	23	8,7	$f_2+w/2$	3	42	68	32	100038	842001 • 842002
RNK100.0842.26.4.73.IK	27	8,7	$f_2+w/2$	3	54	68	32	100038	842001 • 842002
RNK100.0842.27.4.73.IK	27	8,7	$f_2+w/2$	3	54	76	40	100038	842001 • 842002
RNK100.0842.34.4.73.IK	34	8,7	$f_2+w/2$	3	68	76	40	100038	842001 • 842002
RNK100.0842.34.4.74.IK*	34	8,2	$f_2+w/2$	4	68	76	40	100048	842001 • 842002
RNK100.0842.34.3.73.IK*	34	8,7	$f_2+w/2$	3	68	76	40	100039	842001 • 842002
LNK100.0842.16.4.73.IK	17	8,7	$f_2+w/2$	3	34	68	32	100038	842002 • 842001
LNK100.0842.23.4.73.IK	23	8,7	$f_2+w/2$	3	42	68	32	100038	842002 • 842001
LNK100.0842.26.4.73.IK	27	8,7	$f_2+w/2$	3	54	68	32	100038	842002 • 842001
LNK100.0842.27.4.73.IK	27	8,7	$f_2+w/2$	3	54	76	40	100038	842002 • 842001
LNK100.0842.34.4.73.IK	34	8,7	$f_2+w/2$	3	68	76	40	100038	842002 • 842001
LNK100.0842.34.4.74.IK	34	8,2	$f_2+w/2$	4	68	76	40	100048	842002 • 842001
LNK100.0842.34.3.73.IK*	34	8,7	$f_2+w/2$	3	68	76	40	100039	842002 • 842001
LNK100.0842.34.3.74.IK*	34	8,2	$f_2+w/2$	4	68	76	40	100049	842002 • 842001

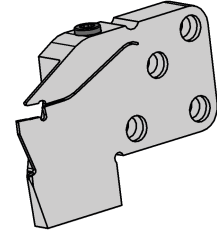
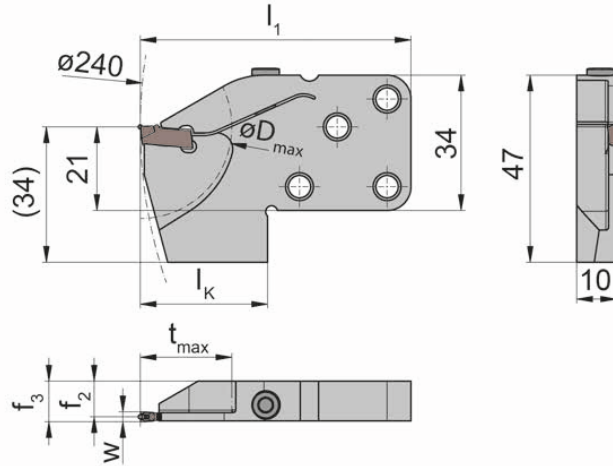
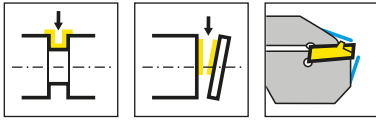
*通过刀片供应冷却液
*Coolant through insert

紧固螺钉与切槽刀架配合使用 - 无需单独订购。
The fastening screws are combined with the grooving toolholder - no separate order required.

右/左装配
right / left to assemble

配件
Spare Parts

刀夹 Cassette	锁紧螺钉 Clamping Screw	TORX PLUS®扳手 TORX PLUS® Wrench
R/LNK100.0842...	5.13T20P	T20PQ



E

R=右手型-如图
R = right hand version shown

L=左手型
L = left hand version

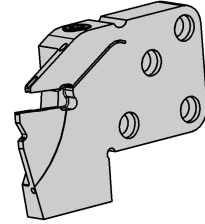
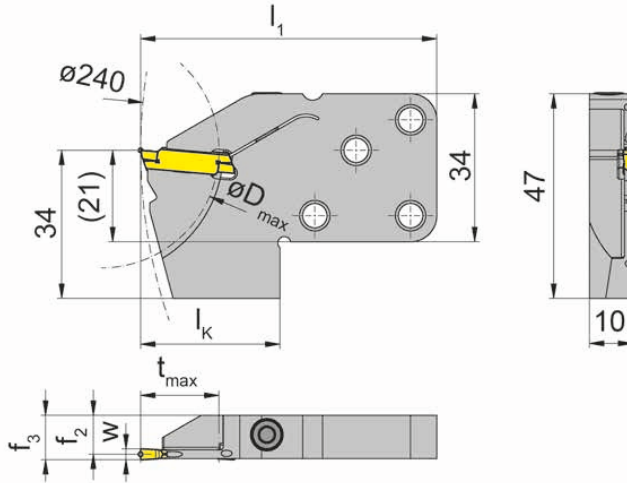
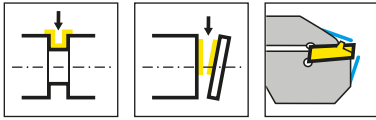
产品型号 Part number	t _{max}	f ₂	f ₃	w	D _{max}	l ₁	l _k	HWS	HMS
RNK101.0842.16.5.712.IK	17	9.6	f ₂ +w/2	1.2	34	68	32	10112	842001 • 842002
RNK101.0842.16.5.716.IK	17	9.4	f ₂ +w/2	1.6	34	68	32	10116	842001 • 842002
LNK101.0842.16.5.712.IK	17	9.6	f ₂ +w/2	1.2	34	68	32	10112	842002 • 842001

紧固螺钉与切槽刀架配合使用 - 无需单独订购。
The fastening screws are combined with the grooving toolholder - no seperate order required.

右/左装配
right / left to assemble

配件
Spare Parts

刀夹 Cassette	锁紧螺钉 Clamping Screw	TORX PLUS®扳手 TORX PLUS® Wrench
R/LNK101...	5.13T20P	T20PQ



R=右手型-如图
R = right hand version shown

L=左手型
L = left hand version

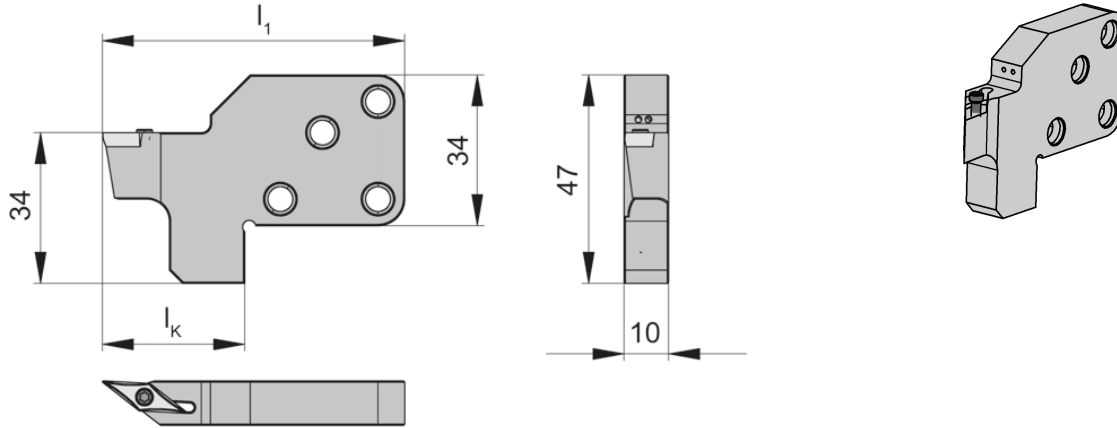
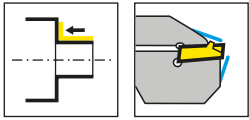
产品型号 Part number	t _{max}	f ₂	f ₃	w	D _{max}	l ₁	l _K	HWS	HMS
RNK224.0842.18.5.71.IK	18	9.2	f ₂ +w/2	2	54	68	32	224018	842001 • 842002
RNK224.0842.18.4.72.IK	18	8.95	f ₂ +w/2	2.5	54	68	32	224028	842001 • 842002
RNK224.0842.18.4.73.IK	18	8.7	f ₂ +w/2	3	54	68	32	224038	842001 • 842002
LNK224.0842.18.5.71.IK	18	9.2	f ₂ +w/2	2	54	68	32	224018	842002 • 842001
LNK224.0842.18.4.72.IK	18	8.95	f ₂ +w/2	2.5	54	68	32	224028	842002 • 842001
LNK224.0842.18.4.73.IK	18	8.7	f ₂ +w/2	3	54	68	32	224038	842002 • 842001

紧固螺钉与切槽刀架配合使用 - 无需单独订购。
The fastening screws are combined with the grooving toolholder - no separate order required.

右/左装配
right / left to assemble

配件
Spare Parts

刀夹 Cassette	锁紧螺钉 Clamping Screw	TORX PLUS®扳手 TORX PLUS® Wrench
R/LNK224...	5.13T20P	T20PQ



L=左手型-如图
L = left hand version shown

R=右手型
R = right hand version

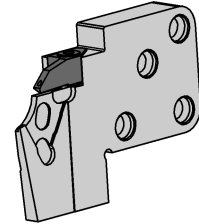
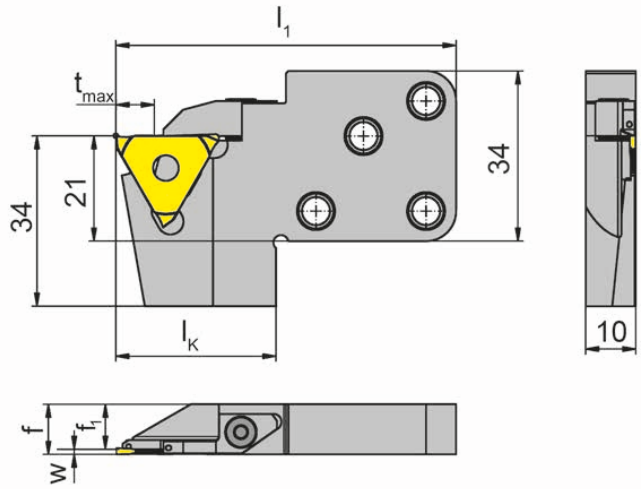
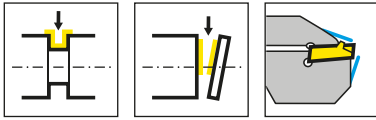
产品型号 Part number	l_1	l_k	HMS
RK842.SDJCR.07.1.2.IK	68	32	842001 • 842002
RK842.SVJCR.11.1.2.IK	68	32	842001 • 842002
LK842.SDJCL.07.1.2.IK	68	32	842002 • 842001
LK842.SVJCL.11.1.2.IK	68	32	842002 • 842001

紧固螺钉与切槽刀架配合使用 - 无需单独订购。
The fastening screws are combined with the grooving toolholder - no separate order required.

右/左装配
right / left to assemble

配件
Spare Parts

刀夹 Cassette	锁紧螺钉 Clamping Screw
RK842.SDJCR.07.1.2.IK	001.01.01
LK842.SDJCL.07.1.2.IK	001.01.01
RK842.SVJCR.11.1.2.IK	001.01.08
LK842.SVJCL.11.1.2.IK	001.01.08



R=右手型-如图
R = right hand version shown

L=左手型
L = left hand version

产品型号 Part number	t _{max}	f	f ₁	l ₁	l _k	夹持范围 Clamping range	HWS	HMS
RNK368.0842.4.01.IK	8	f ₁ +w+a ₁	9	68	32	0.5-1.2	31208N	842001 • 842002
RNK368.0842.4.02.IK	8	f ₁ +w+a ₁	8.7	68	32	1.2-1.5	31211N	842001 • 842002
LNK368.0842.4.01.IK	8	f ₁ +w+a ₁	9	68	32	0.5-1.2	31208N	842002 • 842001
LNK368.0842.4.02.IK	8	f ₁ +w+a ₁	8.7	68	32	1.2-1.5	31211N	842002 • 842001

锁紧螺钉包含在刀杆内,不需要单独订购
The fastening screw is combined with the basic toolholder - no separate order required.

右/左装配
right / left to assemble

配件
Spare Parts

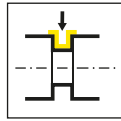
刀夹 Cassette	压板 Clamping element	TORX PLUS®扳手 TORX PLUS® Wrench
R/LNK368.0842...IK	010.0004.0586	T10PL
RNK368.0842.4.02.IK	010.0004.0620	T10PL

切槽和切断(外圆)

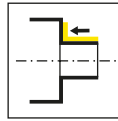
Grooving and Parting off (external)



刀夹
Cassette
NK100/NK101/NK224/
NK229
K845



页/Page
196-199, 201



页/Page
200

845

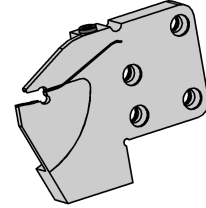
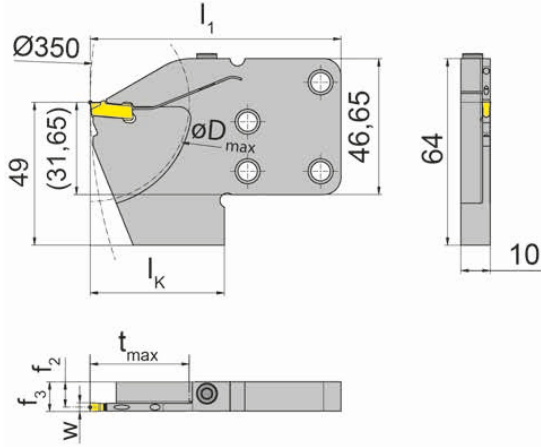
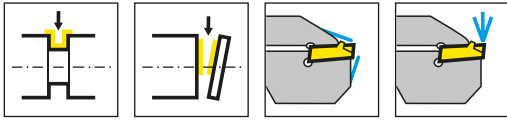


845接口刀夹

所配刀片见样本
槽加工和插削

Cassettes for interface 845

For the available inserts
please see our catalogue
GROOVING AND BROACHING



E

R=右手型-如图
R = right hand version shown

L=左手型
L = left hand version

产品型号 Part number	t _{max}	f ₂	f ₃	w	D _{max}	l ₁	l _K	HWS	HMS
RNK100.0845.17.5.71.IK	17	8.2	f ₂ +w/2	2	44	78	38	100018	845001 • 845002
RNK100.0845.22.4.72.IK	22	8.95	f ₂ +w/2	2.5	44	78	38	100028	845001 • 845002
RNK100.0845.26.4.73.IK	26	8.7	f ₂ +w/2	3	52	78	38	100038	845001 • 845002
RNK100.0845.34.4.73.IK	34	8.7	f ₂ +w/2	3	68	86	46	100038	845001 • 845002
RNK100.0845.36.4.73.IK	34	8.7	f ₂ +w/2	3	68	106.5	66.5	100038	845001 • 845002
RNK100.0845.42.4.73.IK	42	8.7	f ₂ +w/2	3	84	94	54	100038	845001 • 845002
RNK100.0845.34.4.74.IK	34	8.2	f ₂ +w/2	4	68	86	46	100048	845001 • 845002
RNK100.0845.42.4.74.IK	42	8.2	f ₂ +w/2	4	84	94	54	100048	845001 • 845002
RNK100.0845.46.4.74.IK	46	8.2	f ₂ +w/2	4	92	97	57	100048	845001 • 845002
RNK100.0845.55.4.74.IK	55	8.2	f ₂ +w/2	4	110	106	66	100048	845001 • 845002
RNK100.0845.22.3.72.IK*	22	8.95	f ₂ +w/2	2.5	44	78	38	100029	845001 • 845002
RNK100.0845.34.3.73.IK*	34	8.7	f ₂ +w/2	3	68	86	40	100039	845001 • 845002
RNK100.0845.42.3.74.IK*	42	8.2	f ₂ +w/2	4	84	94	54	100049	845001 • 845002
LNK100.0845.22.4.72.IK	22	8.95	f ₂ +w/2	2.5	44	78	38	100028	845002 • 845001
LNK100.0845.26.4.73.IK	26	8.7	f ₂ +w/2	3	52	78	38	100038	845002 • 845001
LNK100.0845.34.4.73.IK	34	8.7	f ₂ +w/2	3	68	86	46	100038	845002 • 845001
LNK100.0845.36.4.73.IK	34	8.7	f ₂ +w/2	3	68	106.5	66.5	100038	845002 • 845001
LNK100.0845.42.4.73.IK	42	8.7	f ₂ +w/2	3	84	94	54	100038	845002 • 845001
LNK100.0845.34.4.74.IK	34	8.2	f ₂ +w/2	4	68	86	46	100048	845002 • 845001
LNK100.0845.42.4.74.IK	42	8.2	f ₂ +w/2	4	84	94	54	100048	845002 • 845001
LNK100.0845.46.4.74.IK	46	8.2	f ₂ +w/2	4	92	97	57	100048	845002 • 845001
LNK100.0845.55.4.74.IK	55	8.2	f ₂ +w/2	4	110	106	66	100048	845002 • 845001
LNK100.0845.34.3.73.IK*	34	8.7	f ₂ +w/2	3	68	86	46	100039	845002 • 845001
LNK100.0845.42.3.74.IK*	42	8.2	f ₂ +w/2	4	84	94	54	100049	845002 • 845001

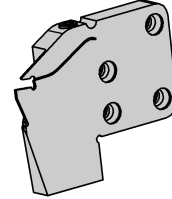
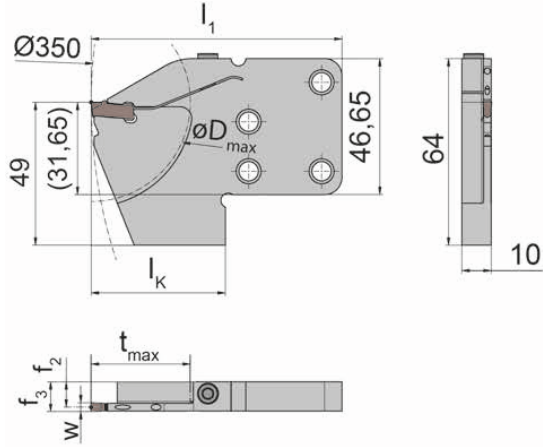
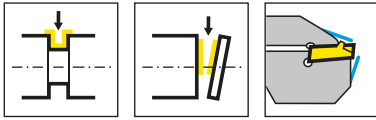
*通过刀片供应冷却液
*Coolant through insert

紧固螺钉与切槽刀架配合使用 - 无需单独订购。
The fastening screws are combined with the grooving toolholder - no separate order required.

右/左装配
right / left to assemble

配件
Spare Parts

刀夹 Cassette	锁紧螺钉 Clamping Screw	TORX PLUS®扳手 TORX PLUS® Wrench
RNK100...	5.13T20P	T20PQ



R=右手型-如图
R = right hand version shown

L=左手型
L = left hand version

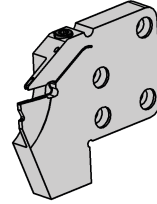
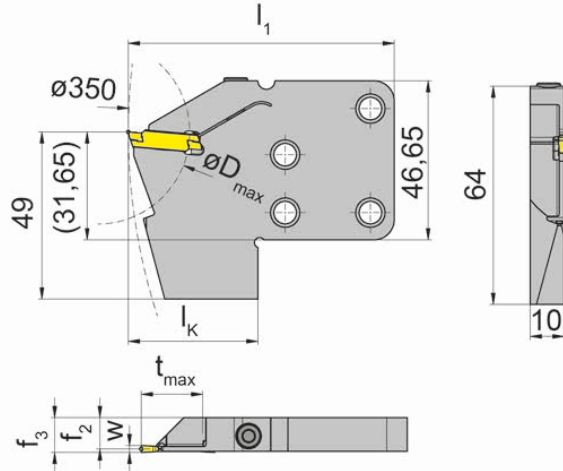
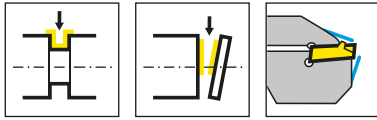
产品型号 Part number	t _{max}	f ₂	f ₃	w	D _{max}	l ₁	l _k	HWS	HMS
RNK101.0845.17.5.712.IK	17	9.6	f ₂ +w/2	1.2	34	68	38	10112	845001 • 845002
RNK101.0845.17.5.716.IK	17	9.4	f ₂ +w/2	1.6	34	68	38	10116	845001 • 845002
LNK101.0845.17.5.712.IK	17	9.6	f ₂ +w/2	1.2	34	68	38	10112	845002 • 845001
LNK101.0845.17.5.716.IK	17	9.4	f ₂ +w/2	1.6	34	68	38	10116	845002 • 845001

紧固螺钉与切槽刀架配合使用 - 无需单独订购。
The fastening screws are combined with the grooving toolholder - no separate order required.

右/左装配
right / left to assemble

配件
Spare Parts

刀夹 Cassette	锁紧螺钉 Clamping Screw	TORX PLUS®扳手 TORX PLUS® Wrench
R/LNK101...	5.13T20P	T20PQ



R=右手型-如图

R = right hand version shown

L=左手型

L = left hand version

产品型号 Part number	t _{max}	f ₂	f ₃	w	D _{max}	l ₁	l _k	HWS	HMS
RNK224.0845.18.5.71.IK	18	9.2	f ₂ +w/2	2	54	78	38	224018	845001 • 845002
RNK224.0845.18.4.72.IK	18	8.95	f ₂ +w/2	2.5	54	78	38	224028	845001 • 845002
RNK224.0845.18.4.73.IK	18	8.7	f ₂ +w/2	3	54	78	38	224038	845001 • 845002
LNK224.0845.18.5.71.IK	18	9.2	f ₂ +w/2	2	54	78	38	224018	845002 • 845001
LNK224.0845.18.4.72.IK	18	8.95	f ₂ +w/2	2.5	54	78	38	224028	845002 • 845001
LNK224.0845.18.4.73.IK	18	8.7	f ₂ +w/2	3	54	78	38	224038	845002 • 845001

紧固螺钉与切槽刀架配合使用 - 无需单独订购。

The fastening screws are combined with the grooving toolholder - no separate order required.

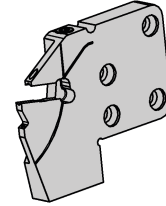
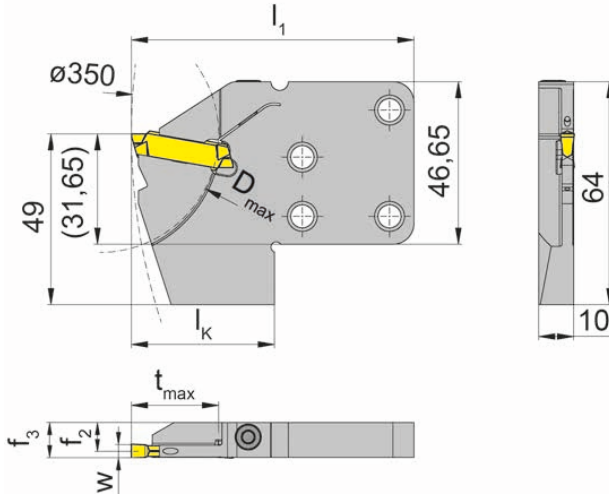
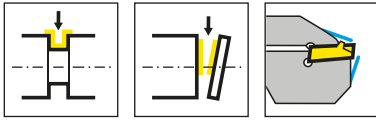
右/左装配

right / left to assemble

配件

Spare Parts

刀夹 Cassette	锁紧螺钉 Clamping Screw	TORX PLUS®扳手 TORX PLUS® Wrench
R/LNK224...	5.13T20P	T20PQ



R=右手型-如图
R = right hand version shown

L=左手型
L = left hand version

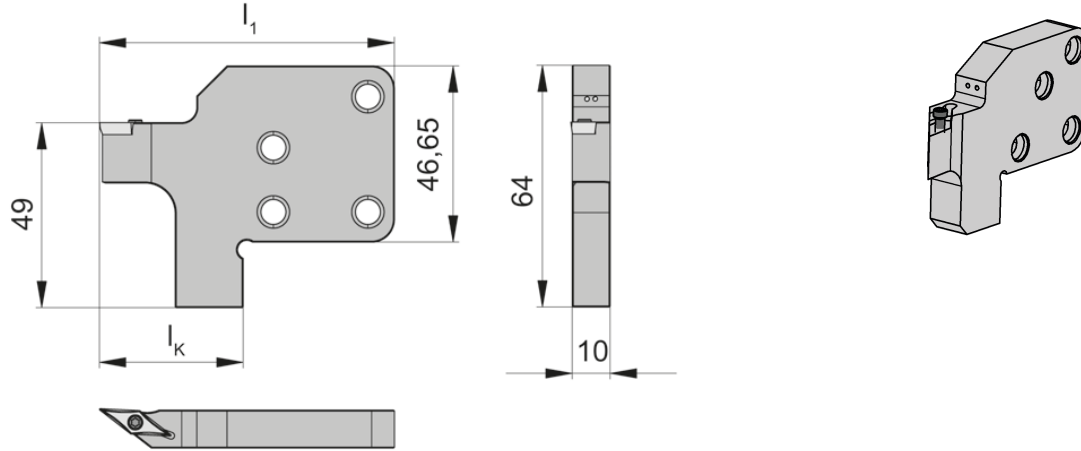
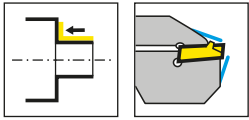
产品型号 Part number	t_{max}	f_2	f_3	w	D_{max}	l_1	l_k	HWS	HMS
RNK229.0845.25.4.73.IK	25	8.7	$f_2 + w/2$	3	68	81	41	229030	845001 • 845002
RNK229.0845.25.4.74.IK	25	8.2	$f_2 + w/2$	4	68	81	41	229030 • 229040	845001 • 845002
RNK229.0845.25.4.75.IK	25	7.7	$f_2 + w/2$	5	68	81	41	229040	845001 • 845002
RNK229.0845.25.4.76.IK	25	7.2	$f_2 + w/2$	6	68	81	41	229050 • 229051	845001 • 845002
LNK229.0845.25.4.73.IK	25	8.7	$f_2 + w/2$	3	68	81	41	229030	845002 • 845001
LNK229.0845.25.4.74.IK	25	8.2	$f_2 + w/2$	4	68	81	41	229030 • 229040	845002 • 845001
LNK229.0845.25.4.75.IK	25	7.7	$f_2 + w/2$	5	68	81	41	229040	845002 • 845001
LNK229.0845.25.4.76.IK	25	7.2	$f_2 + w/2$	6	68	81	41	229050 • 229051	845002 • 845001

紧固螺钉与切槽刀架配合使用 - 无需单独订购。
The fastening screws are combined with the grooving toolholder - no separate order required.

右/左装配
right / left to assemble

配件
Spare Parts

刀夹 Cassette	锁紧螺钉 Clamping Screw	TORX PLUS®扳手 TORX PLUS® Wrench
R/LNK229...	5.26T20P	T20PQ



L=左手型-如图
L = left hand version shown

R=右手型
R = right hand version

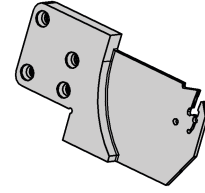
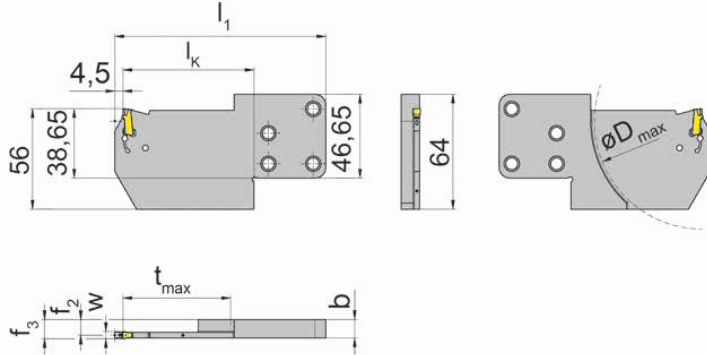
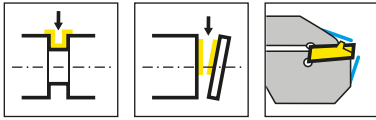
产品型号 Part number	l_1	l_k	HMS
RK845.SDJCR.07.1.2.IK	78	38	845001 • 845002
RK845.SVJCR.11.1.2.IK	78	38	845001 • 845002
LK845.SDJCL.07.1.2.IK	78	38	845002 • 845001
LK845.SVJCL.11.1.2.IK	78	38	845002 • 845001

紧固螺钉与切槽刀架配合使用 - 无需单独订购。
The fastening screws are combined with the grooving toolholder - no separate order required.

右/左装配
right / left to assemble

配件
Spare Parts

刀夹 Cassette	锁紧螺钉 Clamping Screw
LK845.SDJCL.07.1.2.IK	001.01.01
LK845.SVJCL.11.1.2.IK	001.01.08
RK845.SDJCR.07.1.2.IK	001.01.01
RK845.SVJCR.11.1.2.IK	001.01.08



R=右手型-如图
R = right hand version shown

L=左手型
L = left hand version

产品型号 Part number	t _{max}	b	f ₂	f ₃	w	D _{max}	l ₁	l _k	HWS	HMS
RNK100.0845.Y.34.4.83.IK	34	10.25	8.7	f ₂ +w/2	3	68	90.5	46	100038	845001 • 845002
RNK100.0845.Y.34.4.84.IK	34	10.55	8.7	f ₂ +w/2	4	68	90.5	46	100048	845001 • 845002
RNK100.0845.Y.60.4.83.IK	60	10.25	8.7	f ₂ +w/2	3	120	117.5	73	100038	845001 • 845002
RNK100.0845.Y.60.4.84.IK	60	10.55	8.7	f ₂ +w/2	4	120	117.5	73	100048	845001 • 845002
RNK100.0842.Y.34.4.83.IK	34	10.25	8.7	f ₂ +w/2	3	68	86.5	46	100038	842001 • 842002
RNK100.0842.Y.34.4.84.IK	34	10.55	8.7	f ₂ +w/2	4	68	86.5	46	100048	842001 • 842002
LNK100.0845.Y.34.4.83.IK	34	10.25	8.7	f ₂ +w/2	3	68	90.5	46	100038	845002 • 845001
LNK100.0845.Y.34.4.84.IK	34	10.55	8.7	f ₂ +w/2	4	68	90.5	46	100048	845002 • 845001
LNK100.0845.Y.60.4.83.IK	60	10.25	8.7	f ₂ +w/2	3	120	117.5	73	100038	845002 • 845001
LNK100.0845.Y.60.4.84.IK	60	10.55	8.7	f ₂ +w/2	4	120	117.5	73	100048	845002 • 845001
LNK100.0842.Y.34.4.83.IK	34	10.25	8.7	f ₂ +w/2	3	68	86.5	46	100038	842002 • 842001
LNK100.0842.Y.34.4.84.IK	34	10.55	8.7	f ₂ +w/2	4	68	86.5	46	100048	842002 • 842001


w见刀片
w see inserts


P101.02扳手不包括在铣刀中-需另行订购!
Wrench P101.02 is not combined with slotting cutter - separate order required!

右/左装配
right / left to assemble



E





概要/Summary

页/Page

螺钉扭矩

204-205

Torque of Screws

附加设备

206-211

Additional Equipment

以下扭矩适用于刀片的螺钉，见章节辅助装置，我们建议对螺钉不要额外使用润滑剂（如铜膏）。

关于扭矩扳手

Following torques are allowed for screws of inserts. We do not recommend using any additional lubricants such as copper paste or similar for the screws.


型号 Type	螺钉 Screw	M _d Nm	夹紧扳手 Clamping wrench	扳杆 Blade
356...3/...5	5.12T20P	6,5	T20PQ	DT20PK/DT20PQ
360.00C	030.0410.T15P	5,0	T15PQ	DT15PK
360.TS	030.0410.T15P	6,5	T15PQ	DT15PK
AK25A...02	5.13T20P	2,5	T20PQ	DT20PK/DT20PQ
AK25A...03	5.13T20P	3,0	T20PQ	DT20PK/DT20PQ
AK25A...04	5.13T20P	3,5	T20PQ	DT20PK/DT20PQ
BK224	5.13T20EP	6,5	T20PQ	DT20PK/DT20PQ
BK229	5.13T20EP	6,0	T20PQ	DT20PK/DT20PQ
H34T...10.IK	030.4093.T15P	3,0	T15PQ	DT15PK
H34T...20.IK	030.4010.T15P	5,0	T15PQ	DT15PK
H34T...30.IK	030.5012.T15P	6,0	T15PQ	DT15PK
H34T...40.IK	030.5012.T20P	6,0	T20PQ	DT20PK/DT20PQ
H64T...10.IK	030.4010.T15P	4,0	T15PQ	DT15PK
H64T...20.IK	030.4010.T15P	5,0	T15PQ	DT15PK
H100...03/...13/...23 H100...04/...14/...24 H100...15 H100...1.23.IK	5.17T20P	6,5	T20PQ	DT20PK/DT20PQ
H100...04.IK H100...23.IK/...24.IK H100...73.IK/...74.IK	6.23T25P	7,0	T25PQ	DT25PK/DT25PQ
H100.2020.3.0.. H100.2525.3.0.. H100.3225.3.0./...38 H100.3225.4.0./...4.1.. H100...08/...10/...12	030.6075.T20P	5,0	T20PQ	DT20PK
K842.SD	001.01.01	0,9	T8PL	DT8PK
K842.SV	001.01.08	2,0	T8PL	DT8PK
K842.SD	001.01.01	0,9	T8PL	DT8PK
K842.SV	001.01.08	2,0	T8PL	DT8PK
LAK220	6.23T25P	7,0	T25PQ	DT25PK/DT25PQ
LAK224	5.13T20P	6,0	T20PQ	DT20PK/DT20PQ
LIK220	6.23T25P	7,0	T25PQ	DT25PK/DT25PQ
LIK224	5.13T20P	6,0	T20PQ	DT20PK/DT20PQ
NK100.0840...	4.20T15P	3,5	T15PQ	DT15PK
NK100.0842...	5.13T20P	6,5	T20PQ	DT20PK/DT20PQ
NK100.0845...	5.13T20P	6,5	T20PQ	DT20PK/DT20PQ

型号 Type	螺钉 Screw	M _d Nm	夹紧扳手 Clamping wrench	扳手刀头 Blade
NK101.0842...	5.13T20P	6,5	T20PQ	DT20PK/DT20PQ
NK101.0845...	5.13T20P	6,5	T20PQ	DT20PK/DT20PQ
NK224.0840...	4.20T15P	4,3	T15PQ	DT15PK
NK224.0842...	5.13T20P	6,5	T20PQ	DT20PK/DT20PQ
NK224.0845...	5.13T20P	6,5	T20PQ	DT20PK/DT20PQ
NK264.0840...	4.20T15P	4,3	T15PQ	DT15PK
NK274.0840...	030.3509.T15P	3,0	T15PQ	DT15PK
NK356.0840...	5.12T20P	6,0	T20PQ	DT20PK/DT20PQ
NK360.0840.1.01/.02/.03	030.0422.T10P	3,0	T10PQ	DT10PK
NK360.0840.1.04	5.32.3T15P	5,0	T15PQ	DT15PK
NK368.0840...08	030.400P.0602	4,0	T10PQ	DT10PK
NK368.0840...11	030.400P.0602	4,0	T10PQ	DT10PK
NK100.3215...	6.23T25P	7,0	T25PQ	DT25PK/DT25PQ
NK100.5625...	6.17T25P	7,0	T25PQ	DT25PK/DT25PQ
NK100.7025...	6.23T25P	7,0	T25PQ	DT25PK/DT25PQ
NK220.3218...	6.23T25P	7,0	T25PQ	DT25PK/DT25PQ
NK224.3215...	5.13T20P	6,0	T20PQ	DT20PK/DT20PQ
NK316.0220...	5.12T20P	6,5	T20PQ	DT20PK/DT20PQ
NK356	5.12T20P	6,0	T20PQ	DT20PK/DT20PQ
NK360.0220...	5.32.3T15P	5,0	T15PQ	DT15PK
RAK220	6.23T25P	7,0	T25PQ	DT25PK/DT25PQ
RAK224	5.13T20P	6,0	T20PQ	DT20PK/DT20PQ
RIK220	6.23T25P	7,0	T25PQ	DT25PK/DT25PQ

F

夹紧螺钉的拧紧顺序

Tightening sequence of the clamping screws





D 041 VL
0.4-1 Nm

带刻度的扭矩扳手
-扭矩可调
-屏幕显示调整扭矩

扭矩无极调节,符合人体工程学的多组件手柄,轻而紧凑的设计,当达到设定扭矩时单击信号按钮。
(标准: EN ISO 6798, BS EN 26789, ASME B 107.14.M.)
(精度: $\pm 6\%$)



D 15 VL
1-5 Nm

Torque screw driver with scale
- variable torque setting
- adjusted torque is shown on display

The Torque can be adjusted with a special torque setter (included).

Handle: Ergonomical form gives perfect handling abilities. Audible signal when set torque is reached.
Standard: EN ISO 6798, BS EN 26789, ASME B 107.14.M.
Precision: $\pm 6\%$



D 28 VL
2-7 Nm

设定扭矩的设备

柄部: 醋酸纤维材质,表面为细微结构
刃部: 八角形,硬化处理,镀锌



ED 28 VL
配 / for
D041VL / D15VL / D28VL

Device for setting the required torque

Handle: Celluloseacetat with micro structured surface
Blade: Octogonal (8 flats) blade, hardened galvanized



D515QL
5-14 Nm

带刻度的扭矩扳手
-扭矩可调
-屏幕显示调整扭矩

扭矩无极调节,符合人体工程学的多组件手柄,轻而紧凑的设计,当达到设定扭矩时单击信号按钮。
(标准: EN ISO 6798, BS EN 26789, ASME B 107.14.M.)
(精度: $\pm 6\%$)

Torque screw driver with scale
- variable torque setting
- adjusted torque is shown on display

The Torque can be adjusted with a special torque setter (included).

Handle: Ergonomical form gives perfect handling abilities. Audible signal when set torque is reached.

Standard: EN ISO 6798, BS EN 26789, ASME B 107.14.M.

Precision: $\pm 6\%$

F



ED515QL
配 / for
D515QL

扭矩调整扳手

柄部: 纤维素乙酸酯微观结构表面
刃部: 8角形状,经过硬化处理,镀铬.

Device for setting the required torque.

Handle: Celluloseacetat with micro structured surface

Blade: Octogonal (8 flats) blade, hardened galvanized



DT6PK
DT7PK
DT8PK
DT9PK
DT10PK
DT15PK
DT20PK
DT25PK

配 / for
D041VL / D15VL / D28VL



Plus

扳手刀头配 TORX PLUS® 螺钉

刀头: 高品质铬钒钢, 经过硬化处理, 镀铬。
Wiha镀铬刀片保证了最好的精密度。
使用深绿色代码

应用: 使用给定的扭紧扭矩, 结合一个Wiha扭矩扳手。

Blade for TORX-Plus® screws

Blade: High quality Chrome-Vanadium steel, through hardened, chrome plated.

Wiha Chrome Blade guarantees maximum precision. Colored code dark green

Utilization: Controlled screw setting with definite torque in combination with Wiha torque screw driver handle.

F



DT6K
DT8K
DT15K

配 / for
D041VL / D15VL / D28VL



刀头-Torx螺钉

刀头: 高品质铬钒钢, 硬化处理, 镀铬
Wiha镀铬刀头保证了最好的精密度。
颜色代码为绿色

用途: 拧紧螺钉到指定扭矩, 和Wiha扭矩扳手刀柄组合。

Blade for Torx screws

Blade: High quality Chrome-Vanadium steel, through hardened, chrome plated.

Wiha Chrome Blade guarantees maximum precision. Colored code dark green

Utilization: Controlled screw setting with definite torque in combination with Wiha torque screw driver handle.



DT15Q
DT20Q
DT30Q

配 / for
D515QL



扳手刀头配 螺钉

刀头: 高品质铬钒钢, 经过硬化处理, 镀铬。
Wiha镀铬刀片保证了最好的精密度。
使用深绿色代码

应用: 使用给定的扭紧扭矩, 结合一个Wiha扭矩扳手。

Blade for screws

Blade: High quality Chrome-Vanadium steel, through hardened, chrome plated. Wiha Chrome Blade guarantees maximum precision. Colored code dark green

Utilization: Controlled screw setting with definite torque in combination with Wiha torque screw driver handle.



DT15PQ
DT20PQ
DT25PQ
DT27PQ
DT30PQ

配 / for
D515QL



Plus

扳手刀头配 TORX PLUS® 螺钉

刀头: 高品质铬钒钢, 经过硬化处理, 镀铬。
Wiha镀铬刀片保证了最好的精密度。
使用深绿色代码

应用: 使用给定的扭紧扭矩, 结合一个Wiha扭矩扳手。

Blade for TORX-Plus® screws


Blade: High quality Chrome-Vanadium steel, through hardened, chrome plated. Wiha Chrome Blade guarantees maximum precision. Colored code dark green

Utilization: Controlled screw setting with definite torque in combination with Wiha torque screw driver handle.



DSW15K
DSW20K
DSW25K
DSW30K
DSW40K

配 / for
D041VL / D15VL / D28VL



扳手刀头-内六角螺钉

刀头: 高品质的铬钒钢, 硬化处理, 镀铬。
Wiha镀铬刀片保证了最好的精密度。
使用红色代码

应用: 使用给定的扭紧扭矩, 结合一个Wiha扭矩扳手。

Blade for allen screws

Blade: High quality Chrome-Vanadium steel, through hardened, chrome plated.

Wiha Chrome Blade guarantees maximum precision. Colored code red

Utilization: Controlled screw setting with definite torque in combination with Wiha torque screw driver handle

DSW50K
DSW60K

配 / for
D15QL



D14ZBK

配 / for
D041VL / D15VL / D28VL

通用钻套
也用于所有的C6.3和E6.3(1/4")钻头

刀头: 高品质铬钒钢, 经过硬化处理, 镀铬。

刀颈: 不锈钢

应用: 用于固定扭矩, 扭矩标与柄部。

Universal Bitholder for C6,3 and E6,3 (1/4") Bits

Blade: High quality Chrome-Vanadium steel, through hardened, chrome plated.

Collar: Stainless steel

Utilization: For controlled screw setting with definite torque in combination with torque screw driver handle.

F



D14ZBQ

配 / for
D515QL

通用钻套
也用于所有的C6.3和E6.3(1/4")钻头

刀头: 高品质铬钒钢, 经过硬化处理, 镀铬。

刀颈: 不锈钢

应用: 用于固定扭矩, 扭矩标与柄部。

Universal Bitholder for C6,3 and E6,3 (1/4") Bits

Blade: High quality Chrome-Vanadium steel, through hardened, chrome plated.

Collar: Stainless steel

Utilization: For controlled screw setting with definite torque in combination with torque screw driver handle.



14ZQK

通用T型刀柄的钻套
也用于所有的C6.3和E6.3(1/4")钻头

刀头: 高品质铬钒钢, 经硬化处理, 镀铬
刀颈: 不锈钢
应用: 开关控制

Universal Bitholder with T-handle for C6,3 and E6,3
(1/4") Bits

Blade: High quality Chrome-Vanadium steel, through hardened, chrome plated.
Collar: Stainless steel
Utilization: For controlled opening



- T6PW
- T7PW
- T8PW
- T9PW
- T10PW
- T15PW
- T20PW
- T25PW
- T30PW



Plus

TORX PLUS® 螺钉扳手

应用: 适用于各种使用TORX PLUS®螺钉
注意: TORX PLUS®-扳手不适用于 Torx-螺钉

Wrench for TORX PLUS® Screws

Utilization: For all kind of using TORX PLUS® Screws
Attention: TORX PLUS®-Wrench does NOT fit for Torx-Screws

型号 Type	页 Page
001C	26
001TS	36
77	126
220	79-80
220C	16-19
220TS	30-31
360C	24-25
360TS	34-35
842	147
845	148
849	162, 167, 169-171, 173
940	145
968	154
969	180-183
990	132
960	120-121, 124
960.BMT	115
960.HSKT	119
960.MAZ	116
960.VDI	118, 123
991	127
AK25A	81-82
B223	56
B224	58, 78
B224C	22
B224TS	32
B229	61
B229C	23
B229TS	33
BGT	155
BK223	57
BK224	59-60
BK229	62-63
BKT	156-158
C3	135
C5	20, 136
C6	20, 137
C8	20-21, 137

型号 Type	页 Page
HSK-220	40-41
HSK224	42
HSK229	43
HSKT40	101, 139
HSKT63	46-51
HSKT100	52-53, 138
K842	192
K845	200
LAK220	91-92
LAK224	83-84
LIK220	95-96
LIK224	87-88
N849	163-166, 168, 172
N850	174
NK34T	70
NK64T	75
NK100	66, 102, 188-189, 196, 201
NK101	190, 197
NK220	68
NK224	67, 103, 191, 198
NK229	199
NK264	104
NK274	69, 105
NK316	74
NK356	73, 106, 178
NK360	71, 107
NK368	72, 108, 193
R850	175-177
RAK220	93-94
RAK224	85-86
RIK220	97-98
RIK224	89-90
RKT	159
TR	141
VDI	140
W12	143
W13 / W14	131
W89	144



找到您合适的刀具解决方案。

FIND YOUR RIGHT
TOOLING SOLUTION NOW.

horn-group.com

DEUTSCHLAND, STAMMSITZ

GERMANY, HEADQUARTERS

—

Hartmetall-Werkzeugfabrik

Paul Horn GmbH

Horn-Straße 1

72072 Tübingen

Tel +49 7071 7004-0

Fax +49 7071 72893

info@de.horn-group.com

horn-group.com